

# Radio- Electronics

HOW TO CONNECT YOUR VCR  
TO MORE THAN ONE TV SET

\$1.25 NOV. 1981

**VIDEOTEX DELIVERY**

- BROADCAST**
1. approx. 100 pages/TV channel
  2. 12 lines to receive (interval)
  3. 10,000-20,000 pages on dedicated (CATV) channel
  4. FM radio channel (TV)

- INTERACTIVE**
1. Telephone system
  2. Twisted pair
  3. Hybrid cable/telephone
  4. Optical fiber

Next TV revolution  
**VIDEOTEX**  
Information explosion



Build this  
**EXPANDED SCALE VOLTMETER**  
For your workbench

easy to build  
**DRUMBLE FILTER**  
for your hi-fi



All about  
**TEMP MEASUREMENT**  
Circuits and systems

CBS's new  
**NOISE REDUCTION**  
for phono records



Superscope's  
**PIANOCORDER**  
Turn your piano  
into a player piano





# In one year our **K40**™ antenna has become the largest selling CB antenna in the world!

**1. It's more expensive...**

**2. It's made better...**

**3. It's proven best!**

**\$42.50**

suggested retail

**And when you pay more, you expect more!**

**MORE PERFORMANCE:**

The K40 is guaranteed to transmit further or receive clearer than any antenna it replaces. We know it will. We've tested it with 771 CB'ers just like you for one year.

**MORE FLEXIBILITY:**

You can fit your K40 to any mounting surface. It will fit any vehicle you'll ever own! That includes choppers, dune buggies, gutters, mirror mounts, luggage racks, trunks, hatchbacks, through roofs, semis, pick ups and RV's.

**MORE QUALITY:**

It's not imported. It's not made in Taiwan, Korea or Japan. It's American made in an American town. It's made with better materials that cost more and by professional people we pay more. And we designed it right here in the U.S.A.

\*Including optional mounts at extra cost.

**... This Antenna is so DYNAMITE you receive a ...**

**DOUBLE GUARANTEE**

**GUARANTEE I:** The K-40 will transmit farther and receive more clearly than the antenna it replaces or the customer will receive a prompt and full refund from the Registered K-40 Dealer who installed and tuned it.

**GUARANTEE II:** Unconditionally guaranteed for 12 months. Guaranteed against cracking, chipping, or rusting. Guaranteed against mechanical failure. Guaranteed against electrical failure. Guaranteed against accidental breakage. No exclusions. No gimmicks. For a full 12 months.



**...Here's what the leading CB publications said.**

**CB TIMES:** "... it's not often that a product bursts onto the market scene, dominates and improves CB'ing for everyone. American Antenna and the K40 are doing it—repeated tests showed the K40 could out-perform the major competitive brands."

**RADIO-ELECTRONICS:** "The results of our tests showed that, in three different positions of the monitoring receiver, the model K40 equaled or out-performed the competitive antenna. Apparently, American Antenna's advertising is not merely Madison Avenue showmanship."

**PERSONAL COMMUNICATIONS:** "... an impressive 95% of the trials, the K40 out-performed the existing mobile antennas. We had to try one for ourselves. "... in every case, the K40 either equaled or out-performed its competitor."

"No ifs, ands, or buts! The K40 Antenna from American Antenna would have to be just about the best antenna around."

**CB MAGAZINE:** "Introduced in October, 1977, the K40 quickly became the top seller and in mid 1978, became the number one selling antenna in the nation."

**...Here's what CB'ers all across the country said.**

**ANTENNA SPECIALISTS:** "... truck driver and CB'er for 10 years ... 50% further than my M410 'Big Momma'."

—J.H. Collett, 207 McFee, Bastrop, LA

**AVANTI:** "I'm an electronic technician with a Second Class FCC license ... I was able to transmit 70% further and tune the SWR 75% lower than my Avanti."

—H.R. Castro, VRB, Monserrante D-67, Salinas, Puerto Rico

**PAL:** "... 20% better in transmission and reception than my 5/8 wave Pal Firestick."

—John A. Blum, Box 446, Zelenople, PA

**SHAKESPEARE:** "... I've been a CB'er for three years and the K40 is the best I've ever had. Better in reception and transmission than my Shakespeare."

—H. Bachert, Jr., 15 King Rd., Park Ridge, NJ

**HUSTLER:** "Compared to my Hustler XBLT-4, the K40 can consistently transmit 40% further and the reception was better. The K40 is the perfect way to complete a CB system."

—Jerome R. Brown, 7800 S. Linder, Burbank, IL

GOOD STUFF FOR PROS ONLY!

**(SPECIAL NOTE) IF YOU'RE A BEGINNER:**

Our K40 Dealers will be happy to sell you any of the older style and less expensive antennas that are great bargains for any beginning CB'er.

AMERICAN ANTENNA  
ELGIN, IL 60120

© COPYRIGHT AMERICAN ANTENNA 1979

**K40  
POWER!**


**... Sold exclusively by 3500 American K40 Dealers throughout the U.S. & Canada.**



Magnavox model 4012,  
9-inch diagonal measurement  
AC/DC color portable  
with electronic tuning wheel  
and dial scale indicator.

Magnavox model 4265,  
19-inch diagonal measurement  
Star System. All Star System  
sets give you infrared remote  
control, 105-channel capability,  
automatic switching between  
two channels, display time  
of day and channel number  
on TV screen.

Magnavox. A picture you  
can rely on time after time.



Magnavox model 5260,  
25-inch diagonal measurement  
Star System. This set even  
has expanded range  
high-fidelity sound.

TV pictures and wood-grain cabinets simulated.  
All models shown are Star Systems except model 4012.

## TELEVISIONARY.

Magnavox sees the next stage of televising with you as the participant as well as the recipient.

For that, you will need the most reliable color television possible.

And now Magnavox Star® System color television sets combine advanced design concepts, high technology and new manufacturing systems to deliver the highest level of reliability in Magnavox history.

Magnavox. Television as visionary as tomorrow. With a picture as reliable as it is bright and clear.

Time after time.

# MAGNAVOX

The brightest ideas in the world are here today.



# More ways to C the value... with B&K-PRECISION

Now you can choose the capacitance measurement instrument you need from the industry's most complete line. For high-speed sorting, there's the 835 Digital Capacitance Comparator; and for less specialized applications, the 830 Autoranging C-Meter and the 820 Manual Ranging C-Meter. All are GSA listed.

The 835 is a rugged production tool for isolating out-of-tolerance capacitors in the shortest possible time. Program-in acceptable high and low capacitance limits and then start testing. The 835 indicates "LO," "GOOD" or "HI." It also indicates capacitance values on an autoranging C-meter.

Combining autoranging and portability, the B&K-PRECISION 830 C-meter offers features that are tough to match at any price. Resolution is 0.1 pF, with readings

displayed on a large 3-1/2-digit LCD display. Basic accuracy is 0.2%, much greater than the tolerance of most capacitors. Ease of operation is another strength of the 830. Even untrained workers can quickly learn its operation, though its performance also makes it ideal for engineering lab use. A selectable "range hold" is also featured.

For field or bench applications suited to manual ranging, B&K-PRECISION offers the 820—the industry's best C-meter value. The 820 displays readings to a full 1 Farad on a 4-digit LED display. Accuracy is within 0.5%.

All of the B&K-PRECISION C-measurement products are protected against charged capacitors. They all

also allow you to measure unmarked capacitors, verify capacitor tolerance, measure cable capacitance, select and match capacitors for critical applications, perform quality assurance, measure complex networks, set trimmer capacitors and check capacitance in switches and other components. Options include the CF-10 test fixture for volume sorting; and for the 830 and 820, rechargeable batteries, AC charger and carrying case.

For immediate delivery or more details, see your local distributor, and see why B&K-PRECISION continues to be the leading supplier of digital capacitance measurement instruments. For the name of your nearest distributor call toll-free 800-621-4627.

**B&K PRECISION** DYNASCAN CORPORATION

6460 W. Cortland Street • Chicago, IL 60635 • 312/889-9087

International Sales, 6460 W. Cortland Street, Chicago, IL 60635 USA: TELEX: 25-3475

Canadian Sales, Atlas Electronics, Ontario



Model 820 \$185  
Model 830 \$229  
Model 835 \$675



## SPECIAL FEATURE

- 43 **VIDEOTEX**  
How your TV will be able to supply you with all the information you need, when you need it. **Richard Larratt**

## BUILD THIS

- 47 **LOW FREQUENCY FILTER**  
Eliminate the effects of annoying low-frequency record "noise" with this simple circuit. **Joseph M. Gorin**
- 52 **EXPANDED SCALE VOLTMETER**  
Here's a way for you to add super accuracy to your analog voltmeter. **T.J. Byers**
- 66 **SYNTHESIZED RF GENERATOR**  
Part 3. How to complete, calibrate and use the Programma-2. **Gary McClellan**

## TECHNOLOGY

- 4 **HOME ELECTRONICS**  
Tomorrow's news and products in this quickly changing industry. **David Lachenbruch**
- 22 **SATELLITE/TELETEXT NEWS**  
The latest happenings in communications technology. **Gary Arlen**
- 57 **ELECTRONIC TEMPERATURE MEASUREMENT**  
What you need to know to build your own electronic thermometers. **Joseph J. Carr**
- 60 **SUPERSCOPE'S PIANOCORDER**  
The player piano isn't dead—it's now electronic! **Warren Baker**
- 78 **HOBBY CORNER**  
Remote weather-sensing instruments. **Earl "Doc" Savage, K4SDS**
- 90 **NEW IDEAS**  
A battery saver for your car.

## COMPUTERS

- 82 **COMPUTER CORNER**  
Looking for a computer. **Kathy Tekawa**

## VIDEO

- 72 **ONE VCR—MULTIPLE TV SETS**  
How to use an MATV system to distribute programs from your VCR. **James E. Kluge**
- 92 **SERVICE CLINIC**  
New shutdown circuits. **Jack Darr**
- 93 **SERVICE QUESTIONS**  
R-E's Service Editor solves technician's problems.

## AUDIO

- 63 **CBS' CX NOISE-REDUCTION SYSTEM**  
How CBS produces compacted records that can be played with or without a decoder. **Len Feldman**

## EQUIPMENT REPORTS

- 26 **Creative Electronics ESR Meter**
- 26 **Realistic Model TV-20 High-Fidelity TV Tuner**
- 28 **Chromatics Chroma Chime Electronic Door Chime**
- 36 **Ungar Model 4000 Hot Vac Desoldering System**

## DEPARTMENTS

- |                                  |                   |
|----------------------------------|-------------------|
| 16 Advertising and Sales Offices | 24 Letters        |
| 136 Advertising Index            | 102 Market Center |
| 98 Books                         | 96 New Lit        |
| 104 Computer Market Center       | 84 New Products   |
| 16 Editorial                     | 6 What's News     |
| 137 Free Information Card        |                   |

## ON THE COVER

Television has already revolutionized the way we live. A second TV revolution is now under way with the introduction of videotex. Videotex will allow you to use your TV set to receive information on almost any subject you desire—news of all sorts, local special events, and even restaurant menus. In addition, it will permit you to transact much of your personal business—shopping, banking, etc.—from home. For a look at what's in store, turn to page 43.



VIRTUALLY ALL STEREO records contain very-low-frequency signals that can be annoying to listen to and, potentially, can damage your sound system. A low-frequency filter will remove those signals, and plans for such a device begin on page 47.



SOMETIMES IT'S DESIRABLE to connect several TV sets to the same VCR. If you have a master-antenna setup, you can use it for that purpose. Several methods for taking advantage of your MATV facilities are described, starting on page 72.

**Radio-Electronics, (ISSN 0033-7862)** Published monthly by Gernsback Publications, Inc., 200 Park Avenue South, New York, NY 10003. Second-Class Postage Paid at New York, N.Y. and additional mailing offices. One-year subscription rate: U.S.A. and U.S. possessions, \$13.00. Canada, \$16.00. Other countries, \$20.50. (Cash orders only, payable in U.S.A. currency.) Single copies \$1.25. © 1981 by Gernsback Publications, Inc. All rights reserved. Printed in U.S.A.

**Subscription Service:** Mail all subscription orders, changes, correspondence and Postmaster Notices of undelivered copies (Form 3579) to Radio-Electronics Subscription Service, Box 2520, Boulder, CO 80322.

A stamped self-addressed envelope must accompany all submitted manuscripts and/or artwork or photographs if their return is desired should they be rejected. We disclaim any responsibility for the loss or damage of manuscripts and/or artwork or photographs while in our possession or otherwise.



# VIDEO ELECTRONICS

DAVID LACHENBRUCH  
CONTRIBUTING EDITOR



## MONITORS FOR THE HOME

The day when the output of a home video device must be placed on an RF carrier for playing through a TV set may be rapidly drawing to a close, as more TV set manufacturers add video input jacks to their products. Sony's *Profeel* video components have been widely publicized, as has RCA's 19-inch *Monitor Receiver* (see jack-panel in left-hand photo), but video jacks are creeping into many more home-TV sets with screen sizes from 3.7 to 25 inches. Among those now featuring video input jacks in at least one TV model in addition to RCA and Sony are General Electric, JVC, Liberty, Magnavox, Panasonic, and Toshiba, as well as Teknika (1633 Broadway, New York, NY 10019), which, like Sony, has introduced a component video system.

## SLIPPED DISC

Introduction of the third videodisc system—the JVC-developed VHD (see right hand photo above)—has been postponed for six months to April in Japan and June in the United States. Originally scheduled for introduction here in January, and October 1980 in Japan, VHD was called back because of problems arising at high temperatures in the compound used to manufacture the discs, according to JVC officials in Japan. JVC said the problems have been solved, and the tool-up period for introducing the new disc compound will be used to redesign the players so they can play discs recorded in any color-TV standard. When introduced, according to JVC, an NTSC player will be able to play back a PAL or a SECAM disc, and so forth.

## STEREO VIDEOCASSETTES

Although only one VCR on the U.S. market can play or record in stereo—Akai's high-end model—MVC (*Magnetic Video Co.*), the world's biggest source for pre-recorded videocassettes is quietly recording stereo soundtracks on all video programming (including movies) which is available in stereo. For the time being, this fact is not mentioned by MVC in its advertising or on the cassette album covers, but the company is preparing for the onslaught of stereo-sound VCR's that could start late this year.

In Japan, where stereo sound is being broadcast on TV, stereophonic VCR's are widely available. The compatible stereo system used on Japanese VCR's could easily be used here, and probably will. It's a good guess that stereo sound could be the high-end VCR feature for 1983.

## MORE DISCS ON THE WAY

Both videodisc systems may well float or sink on the availability of discs, and proponents of both concede there aren't enough titles on the market now. At press time, there were 125-150 titles available for each system, not enough of an attraction when you consider there are at least 3,000 titles available to the consumer on videocassette. However, this shortage is beginning to ease. There are now two plants stamping out LV discs—the original DiscoVision Associates factory in California, now joined by the massive Universal Pioneer plant in Japan, scheduled to be producing 200,000 discs monthly by the end of this year and with a capacity of 5,000,000 for 1982. And before the year is over, 3M is scheduled to be pressing LV discs in a Wisconsin facility.

In the CED camp, RCA has increased its disc-production estimate for 1981 to 3,000,000 from 2,000,000 and is expanding its Indianapolis plant to support a 10,000,000 level in 1982. RCA is now custom-pressing the first 20 CBS/MGM videodiscs, and CBS's own CED disc plant is scheduled to be in operation next January.



Facts from Fluke on low-cost DMM's

# Our new 4½-digit bench/portable: You've never seen anything like it.

Take a close look at the face of this instrument. Notice anything new? If you just realized you've never seen *words* on a low-cost DMM display before, you're on the right track.

This is the new 8050A from Fluke, the *lowest* priced 4½-digit multimeter available that uses microprocessor technology.

**The legends on the LCD are clues to what makes the 8050A unique.**

**dB:** You're right. The 8050A delivers direct readouts in dBm, referenced to any of 16 impedances. Use the "REF Z" button to scroll through the memory and locate the zero dBm reference you need,

then set it and forget it. No more tedious calculations or conversions.

**REL:** For relative references in the dB mode or offset measurements in all other functions. Lets you store any input as a zero value against which all others are automatically displayed as the difference. Another timesaving convenience.


**HV:** Just a reminder when your input is over 40V, so you won't forget about safety while in the dB or relative modes.

Of course there's much more to the

8050A. True RMS measurements to 50 kHz. Conductance for measuring resistance to 100,000 Megohms and leakage in capacitors, pcb's, cables and insulators. Diode test, 0.03% basic dc accuracy and full input protection. Plus a large family of accessories. Just \$369 U.S.

For all the facts on the versatility and value of the new 8050A, call toll free **800-426-0361**; use the coupon below; or contact your Fluke stocking distributor, sales office or representative.

**FLUKE**



IN THE U.S. AND NON-EUROPEAN COUNTRIES:

John Fluke Mfg. Co., Inc.  
P.O. Box C9090, M/S 250C  
Everett, WA 98206  
(206) 356-5400  
Telex: 152662

IN EUROPE:

Fluke (Holland) B.V.  
P.O. Box 5053, 5004 EB  
Tilburg, The Netherlands  
(013) 673 973  
Telex: 52237

- Please send 8050A specifications.
- Please send all the facts on Fluke low-cost DMM's.
- Please have a salesman call.

RE-11/81

Name \_\_\_\_\_

Title \_\_\_\_\_ Mail Stop \_\_\_\_\_

Company \_\_\_\_\_

Address \_\_\_\_\_

City \_\_\_\_\_ State \_\_\_\_\_ Zip \_\_\_\_\_

Telephone ( ) \_\_\_\_\_ Ext. \_\_\_\_\_

For technical data circle no. 43



# WHAT'S NEWS

## Small business computers to follow economy line

Business computers priced under \$20,000 will show a higher rate of growth between now and 1984 than any other segment of the business computer line, according to Venture Development Corp., a market research concern of Wellesley, MA. Shipments of those systems, says VDC, will increase 35.5% annually, accounting for 45% of shipments by 1984. Systems priced between \$20,000 and \$50,000 will increase by 26% annually, amounting to 35% of the market, and those between \$50,000 and \$100,000 are expected to increase about 27% each year, holding 20% of the market in 1984.

According to Karen Horowitz, VDC analyst, future technological advances, lower-priced printers, and less expensive storage devices will enable the owner of one of the lower-priced computer setups to obtain the performance of today's middle-priced systems.

## Home satellite TV well under \$4,000

Downlink, Inc., of Putnam, CT, has announced a reduction of its home-satellite TV system to \$3595.00. "the lowest price in

the industry." At the same time, the company announced expanded production capabilities and a distributor program aimed at marketing a thousand systems a month.

The system includes a 12-foot spherical antenna, a low-noise amplifier, the Downlink model D2X receiver, and all of the required cabling.

Downlink introduced other models and combinations, including the model D-2S and model D-3 receivers, as well as the Skyview III parabolic antenna, at the Chicago Consumer Electronics Show that was held last June.

## Information, control: 1995 market leaders?

The growth of home information services, video, and control electronics will completely alter the face of the consumer electronics industry by 1995. The market, now \$7.8 billion annually, will reach \$28 billion by 1995. Thus believes Venture Development Corp., of Wellesley, MA. The home electronics field, once dominated by radio, and now getting most of its revenue from television, will find itself chiefly involved with the hardware and software of home information services, says the

Massachusetts market research firm.


The key challenge facing manufacturers will be to orchestrate product development and introduction to coincide with

evolving consumer demand, says Venture Development. Correct calculation of consumer demand, and especially the timing of a product's introduction, will be critical.

## Laser sight improves infrared thermometer

A new handheld portable infrared (IR) thermometer uses a laser sight for fast, precise focal-distance range-finding. The model 44L infrared thermometer

primary concave reflector. It is then focused on a secondary reflector and transmitted from there to an IR detector. A digital readout is calibrated in either Celsius (0° to 600°) or Fahrenheit (0° to 1000°) with 5% accuracy.



THE TELATEMP'S LASER SIGHT not only makes focal-distance range-finding precise and rapid, but also facilitates temperature measurement by illuminating the target, a great aid under poor light or no light.

from Telatemp, is equipped with a 0.5-milliwatt laser, mounted on top of the basic housing. The laser beam is split in two. The primary beam is projected parallel to the thermometer's IR optics to form an intense red spot on the target. A secondary, more diffused beam intersects the primary beam at the thermometer's preset focal distance.

By properly aligning the two beams the user can measure the temperature of a precisely known area of the target. The illumination provided by the beam also aids sighting, particularly when lighting conditions are poor or if the target is in darkness.

The infrared radiation emitted by the target is captured by a


Focal distances are 24 inches to infinity, preset at the factory.

With laser sighting, unlike using rifle-type sights, the user can literally "shoot from the hip." The temperature detected while the trigger is depressed is held on the digital readout for the operator to read after the trigger is released.

## Howard Sams Photofacts publishes Set No. 2,000

The Howard W. Sams company reached a milestone this past July with the publication of their 2000th *Photofact* folder. Sams *Photofact* folders first appeared in 1946, introducing a

*continued on page 12*



DOWNLINK'S SKYVIEW I TV ANTENNA AND D-2 RECEIVER



# ODYSSEY<sup>2</sup>

## THE EXCITEMENT OF A GAME. THE MIND OF A COMPUTER.



Simulated TV picture  
© 1981 N.A.P. CONSUMER ELECTRONICS CORP.

### ALL FOR THE PRICE OF AN ORDINARY VIDEO GAME.

Some video games are exciting but short on challenge.

Odyssey<sup>2</sup>, on the other hand, lets you choose your excitement from more than 40 arcade, sports, education and new Master Strategy games that are full of challenges as well as fun, so they keep you coming back for more.

And some video games have an abundance of brainpower, but cost an arm and a leg. Only Odyssey<sup>2</sup> includes, at no extra cost, a full 49-character alphabet and number computer keyboard that gives you access to the mind behind the games.

And now there's The Quest For The Rings™ from Odyssey<sup>2</sup>. It's the first in our new Master Strategy Series™ of video games that combine computer technology, your TV set and an advanced game board to transport you to a startlingly realistic alternate world.

Odyssey<sup>2</sup> Video game fun. Computer keyboard challenge. All for the price of an ordinary video game. It's waiting for you now, at your Odyssey<sup>2</sup> dealer.

#### Odyssey<sup>2</sup> games include:

- The Quest For The Rings • Speedway\*
- Spin-Out\* • Crypto-Logic\* • Las Vegas
- Blackjack • Armored Encounter • Sub-
- chase • Football • Bowling • Basketball
- Math-A-Magic • Echo • Computer Intro
- Matchmaker • Logix • Buzzword • Base-
- ball • Computer Golf • Cosmic Conflict • Take
- The Money And Run • I've Got Your Number
- Invaders From Hyperspace • Thunderball • Show-
- down in 2001 A.D. • War Of Nerves • Alpine Skiing
- Helicopter Rescue • Out Of This World • Hockey
- Soccer • Dynasty • Volleyball • Electronic Table Soccer
- Pocket Billiards • Pachinko • Blockout • Breakdown
- Casino Slot Machine • UFO • Alien Invaders—Plus.

\*Included with original Odyssey<sup>2</sup> purchase.



The excitement of a game.  
The mind of a computer.

CIRCLE 28 ON FREE INFORMATION CARD



# Everybody's making money selling microcomputers. Somebody's going to make money servicing them.

New NRI Home-Study Course Shows You How to Make Money Servicing, Repairing,  
and Programming Personal and Small Business Computers







Training includes the new TRS-80 Model III microcomputer, 6-function LCD Beckman multimeter, and the NRI Discovery Lab with hundreds of tests and experiments.

Seems like every time you turn around, somebody comes along with a new computer for home or business use. And what's made it all possible is the amazing microprocessor, the tiny little chip that's a computer in itself.

Using this new technology, the industry is offering compact, affordable computers that handle things like payrolls, billing, inventory, and other jobs for businesses of every size...perform household functions including budgeting, environmental systems control, indexing recipes. And thousands of hobbyists are already

owners, experimenting and developing their own programs.

### Growing Demand for Computer Technicians


This is only one of the growth factors influencing the increasing opportunities for qualified computer technicians. The U.S. De-

partment of Labor projects over 100% increase in job openings for the decade through 1985. Most of them *new* jobs created by the expanding world of the computer.

### Learn at Home in Your Spare Time

NRI can train you for this exciting, rewarding field. Train you at home to service not only microcomputers, but word processors and data terminals, too. Train you at your convenience, with clearly written "bite-size" lessons that you do evenings or weekends, without going to classes or quitting your present job.

Your training is built around the latest model of the world's most popular computer. It's the amazing TRS-80™ Model III, with capabilities and features to perform a host of personal and business functions. No other small computer has so much software available for it, no other is



used and relied on by so many people. And it's yours to keep for personal or business use.

You get plenty of practical experience. Using the NRI Discovery Lab® that also comes as part of your course, you build and study circuits ranging from the simplest to the most advanced. You analyze and troubleshoot using the professional Beckman LCD digital multimeter you keep to use later in your work. Then you use the lab and meter to actually access the interior of your computer...build special circuits and write programs to control them. You "see" your computer at work and demonstrate its power.

(TRS-80 is a trademark of the Radio Shack division of Tandy Corp.)

### Become the Complete Computer Person

You're also trained in writing and debugging both BASIC and advanced machine language programs...gain hands-on experience in the operation and application of computers to business and personal jobs. You're trained to become the fully rounded, new breed of technician who can interface with the operational, programming, and service facets of today's computers. You're ready to take your place in the new electronic age.

### Other Opportunities

NRI has been giving ambitious people new electronic skills since 1914. Today's offerings also include TV/Audio/Video Systems servicing with training on our exclusive computer-programmable 25" diagonal color TV...Communications Electronics for servicing and installing microwave, broadcast, CB, radar, etc...and other state-of-the-art courses.

### Free Catalog...Mail Card No Salesman Will Call

Send the postage-paid card for our 100-page catalog showing all courses with equipment and complete lesson plans. There's no obligation other than to yourself. See how NRI can help you grow with the most exciting and important new field of the 80's. If card has been removed, please write to us.



**NRI SCHOOLS**  
McGraw-Hill Continuing  
Education Center  
3939 Wisconsin Ave.  
Washington, DC 20016

**We'll give you tomorrow.**



# WHAT'S NEWS

continued from page 6

revolutionary new type of service information. Each piece of equipment described was disassembled, so that all data would be complete and accurate for the parts and circuits actually appearing in the equipment. (The "official service manuals" of the time—Gernsback's, Rider's, and Beitman's—merely reprinted the manufacturer's schematic, often with extracts from manufacturers service information.



**PHOTOFACT FOLDER NO. 2000** has a gold cover, to mark an era in service information publishing.

The Sams approach resulted in the *Photofact* Standard Notation schematic; complete alignment and adjustment instructions; chassis and waveform photographs; comprehensive parts lists with replacement parts, and test measurements. The sequence and format of the information has been presented in the same consistent, standardized and clear manner from Folder No. 1.

Number 2,000 was reached with a folder containing information on the Hitachi NPX-L and the Sears 564-44150050/4200050 color-TV receivers, and on the Realistic 12-1524 *Chronomatic* 219 radio. The cover for this special set is printed in gold to mark the occasion.

Initially, *Photofact* folders provided service information for radios; their coverage was later expanded to include television receivers, as well as a variety of other consumer electronics equipment. Recently, coverage has been expanded to include video-cassette recorders, and

videodisc players will soon be covered. Currently, seven *Photofact* sets are published every month. Some technicians have been members of the *Photofact*-of-the-Month Club from the beginning and have received all 2000 sets. Beginning with No. 2000 the publisher states that *Photofacts* has been updated and streamlined graphically.

## **RCA, Columbia, uniting to market home video abroad**

RCA Corporation and Columbia Pictures Industries, Inc., have formed a joint venture to market home-video entertainment programs throughout the world, excepting the United States and Canada. The participants will develop an organization with offices in all principal countries, to market existing and future theatrical and television programs produced by the two companies and other producers,

as well as original productions created specifically for the home-video market.

## **Japan has a new weather satellite**

Japan's second weather satellite, launched last August, is called GMS-2 (the second Geostationary Meteorological Satellite). Its position in space is just south of Japan, at 140° East longitude, where it will replace GMS, launched in 1977. Its area of operation extends over China and Korea in the north, Australia and New Zealand in the south, Burma and Tibet on the east, and Hawaii on the west.

The most important instrument aboard GMS-2 is a visible/infrared spin-scan radiometer. It detects visible and invisible radiation from the earth and transmits it to ground for analysis by weather forecasters. The information helps them to deter-

mine the intensity and direction of storms.

GMS-2 also provides information on tidal, tsunami ("tidal wave"), and ice conditions, by gathering data from sensors on buoys and at fixed land locations, and relaying the data to ground.

Another instrument, a Space Environment Monitor (SEM), takes measurements of energetic protons in space, for use in scientific studies. The satellite also supplies the usual TV-like images of cloud patterns.

GMS-2 was developed and built by Hughes Aircraft Company for Nippon Electric. It is the first U.S.-produced geosynchronous satellite to be launched by a foreign country. The SEM system was built by Nippon Electric, which also assembled a number of the satellite's electronic units. Sharp Corp. of Japan provided solar cells for the spacecraft.

The N-II rocket, developed in Japan, can carry a 350-kg (772-lb) geostationary satellite. It stands 35 meters (115 feet) high and develops 170,000 pounds of thrust with its main engine and nine strap-on boosters.

## **Electronic mail system to begin in 25 cities**

The United States Postal Service has placed a \$31-million contract with RCA to provide an Electronic-Computer Originated Mail (E-COM) system, to begin operation in 25 U.S. cities early in 1982. The new system will offer mailers high-speed delivery of notices, statements, and other computer-originated letters.

The system will accept information from a customer's computer-generated magnetic tape or from a computer via private telecommunications carriers. This will be printed at the electronic mail center designated by the customer, then entered into the First Class mailstream.

Pages will be trimmed to 8½ × 11 inches, folded and placed in envelopes, all automatically. The address printed on the letter will be displayed through a window in the envelope, and delivery made by the U.S. Postal Service. **R-E**



**THE JAPANESE GMS-2 UNDERGOES TESTS** at Hughes Aircraft in El Segundo, CA. It will collect weather pictures from an area of some 65 million square miles in the Western Pacific.



# Synthesized Hand-Held Scanner!

Chances are the police, fire and weather emergencies you'll read about in tomorrow's paper are coming through on a scanner right now. All scanners sold by **Communications Electronics** bring the real live excitement of action news into your home or car. With your scanner, you can monitor the exciting two-way radio conversations of police and fire departments, intelligence agencies, mobile telephones, energy/oil exploration crews, drug enforcement agencies and more.

Some scanners can even monitor aircraft transmissions! You can actually hear the news *before* it's news. If you do not own a scanner for yourself, now's the time to buy your new scanner from **Communications Electronics**. Choose the scanner that's right for you, then call our  *toll-free*  number to place your order with your Visa or Master Charge card.

We give you excellent service because **CE** distributes more scanners worldwide than *anyone* else. Our warehouse facilities are equipped to process thousands of scanner orders every week. We also export scanners to over 300 countries and military installations. Almost all items are in **stock for quick shipment**, so if you're a person who prefers fact to fantasy and who needs to know what's *really* happening around you, order your scanner today from **CE!**

## NEW! Bearcat® 350

**The Ultimate Synthesized Scanner!**

Allow 30-120 days for delivery after receipt of order due to the high demand for this product.

List price \$599.95/CE price \$419.00

**7-Band, 50 Channel • Alpha-Numeric • No-crystal scanner • AM Aircraft and Public Service bands. • Priority Channel • AC/DC**

Bands: 30-50, 118-136 AM, 144-174, 420-512 MHz. The new **Bearcat 350** introduces an incredible breakthrough in synthesized scanning: Alpha-Numeric Display. Push a button—and the Vacuum Fluorescent Display switches from "numeric" to word descriptions of what's being monitored. 50 channels in 5 banks. Plus, Auto & Manual Search, Search Direction, Limit & Count. Direct Channel Access. Selective Scan Delay. Dual Scan Speeds. Automatic Lockout. Automatic Squelch. Non-Volatile Memory. Reserve your **Bearcat 350** today!

## Bearcat® 300

List price \$549.95/CE price \$349.00

**7-Band, 50 Channel • Service Search • No-crystal scanner • AM Aircraft and Public Service bands. • Priority Channel • AC/DC**

Bands: 32-50, 118-136 AM, 144-174, 420-512 MHz. The **Bearcat 300** is the most advanced automatic scanning radio that has ever been offered to the public. The **Bearcat 300** uses a bright green fluorescent digital display, so it's ideal for mobile applications. The **Bearcat 300** now has these added features: Service Search, Display Intensity Control, Hold Search and Resume Search keys, Separate Band keys to permit lock-in/lock-out of any band for more efficient service search.



## NEW! Bearcat® 350

## Bearcat® 250

List price \$429.95/CE price \$279.00

**6-Band, 50 Channel • Crystalless • Searches Stores • Recalls • Digital clock • AC/DC Priority Channel • Delay • Count Feature**  
Frequency range 32-50, 146-174, 420-512 MHz. The **Bearcat 250** performs any scanning function you could possibly want. With push button ease you can program up to 50 channels for automatic monitoring. Push another button and search for new frequencies. There are no crystals to limit what you want to hear. A special search feature of the **Bearcat 250** actually stores 64 frequencies and recalls them, one at a time, at your convenience.

## NEW! Bearcat® 20/20

Allow 30-60 days for delivery after receipt of order due to the high demand for this product.

List price \$449.95/CE price \$289.00

**7-Band, 40 Channel • Crystalless • Searches AM Aircraft and Public Service bands • AC/DC Priority Channel • Direct Channel Access • Delay**  
Frequency range 32-50, 118-136 AM, 144-174, 420-512 MHz. The **Bearcat 20/20** automatic scanning radio replaces the **Bearcat 220** and monitors 40 frequencies from 7 bands, including aircraft. A two-position switch, located on the front panel, allows monitoring of 20 channels at a time.

## Bearcat® 210XL

List price \$349.95/CE price \$229.00

**6-Band, 18 Channel • Crystalless • AC/DC**

Frequency range: 32-50, 144-174, 420-512 MHz. The **Bearcat 210XL** scanning radio is the second generation scanner that replaces the popular **Bearcat 210** and 211. It has almost twice the scanning capacity of the **Bearcat 210** with 18 channels plus dual scanning speeds and a bright green fluorescent display. Automatic search finds new frequencies. Features scan delay, single antenna, patented track tuning and more!

## Bearcat® 160

List price \$299.95/CE price \$189.00

**5-Band, 16 Channel • AC only • Priority**

**Dual Scan Speeds • Direct Channel Access**  
Frequency range: 32-50, 144-174, 440-512 MHz. Would you believe...the **Bearcat 160** is the least expensive **Bearcat** crystalless scanner.

This scanner presents a new dimension in scanning form and function. Look at the smooth keyboard. No buttons to punch. No knobs to turn. Instead, finger-tip pads provide control of all scanning operations, including On/Off, Volume and Squelch. Of course the **Bearcat 160** incorporates other advanced **Bearcat** features such as Priority, Direct Channel Access, Dual Scan Speeds, Lockout, Scan Delay and more.

## NEW! Bearcat® 100

**The first no-crystal programmable handheld scanner.**

Allow 60-180 days for delivery after receipt of order due to the high demand for this product.

List price \$449.95/CE price \$299.00

**8-Band, 16 Channel • Liquid Crystal Display**

**Search • Limit • Hold • Lockout • AC/DC**  
Frequency range: 30-50, 138-174, 406-512 MHz. The world's first no-crystal handheld scanner has compressed into a 3" x 7" x 1 1/4" case more scanning power than is found in many base or mobile scanners. The **Bearcat 100** has a full 16 channels with frequency coverage that includes all public service bands (Low, High, UHF and "T" bands), the 2-Meter and 70 cm. Amateur bands, plus Military and Federal Government frequencies. It has chrome-plated keys for functions that are user controlled, such as lockout, manual and automatic scan. Even search is provided, both manual and automatic. Wow...what a scanner!

The **Bearcat 100** produces audio power output of 300 milliwatts, is track-tuned and has selectivity of better than 50 dB and sensitivity of 0.6 microvolts on VHF and 1.0 microvolts on UHF. Power consumption is kept extremely low by using a liquid crystal display and exclusive low power integrated circuits.

Included in our low **CE** price is a sturdy carrying case, earphone, battery charger/AC adapter, six AA ni-cad batteries and flexible antenna. For earliest delivery from **CE**, reserve your **Bearcat 100** today.

## Bearcat® 5

List price \$134.95/CE price \$94.00

**4-Band, 8 Crystal Channels • Lockout • AC only**

Frequency range: 33-50, 146-174, 450-508 MHz. The **Bearcat 5** is a value-packed crystal scanner built for the scanning professional — at a price the first-time buyer can afford. Individual lockout switches. Order one crystal certificate for each channel.

## Bearcat® Four-Six ThinScan™

List price \$189.95/CE price \$124.00

Frequency range: 33-47, 152-164, 450-508 MHz. The incredible, **Bearcat Four-Six Thin Scan™** is like having an information center in your pocket. This four band, 6 channel crystal controlled scanner has patented Track Tuning on UHF. Scan Delay and Channel Lockout. Measures 2 3/4 x 6 1/4 x 1 1/2". Includes rubber ducky antenna. Order crystal certificate for each channel. Made in Japan.

### TEST ANY SCANNER

Test any scanner purchased from **Communications Electronics™** for 31 days before you decide to keep it. If for any reason you are not completely satisfied, return it in original condition with all parts in 31 days, for a prompt refund (less shipping/handling charges and rebate credits).

## Fanon Slimline 6-HLU

List price \$169.95/CE price \$109.00

**Low cost 6-channel, 4-band scanner!**

The **Fanon Slimline 6-HLU** gives you six channels of crystal controlled excitement. Unique Automatic Peak Tuning Circuit adjusts the receiver front end for maximum sensitivity across the entire UHF band. Individual channel lockout switches. Frequency range 30-50, 146-175 and 450-512 MHz. Size 2 3/4 x 6 1/4 x 1 1/2". Includes rubber ducky antenna. Order crystal certificates for each channel. Made in Japan.

## Fanon Slimline 6-HL

List price \$149.95/CE price \$99.00

**6-Channel performance at 4-channel cost!**

Frequency range: 30-50, 146-175 MHz.

If you don't need the UHF band, get this model and save money. Same high performance and features as the model HLU without the UHF band. Order crystal certificates for each channel. Made in Japan.

### FANON SCANNER ACCESSORIES

SCMA-6 Mobile Adapter/Battery Charger..... \$49.00  
CHB-6 AC Adapter/Battery Charger..... \$15.00  
CAT-6 Carrying case for Fanon w/Belt Clip..... \$15.00  
AUC-3 Auto lighter adapter/Battery Charger..... \$15.00  
PSK-6 Base Power Supply/Bracket for SCMA-6..... \$20.00

### OTHER SCANNERS & ACCESSORIES

Regency® M400 Scanner..... \$259.00  
Regency® M100 Scanner..... \$199.00  
Regency® R1040 Scanner..... \$149.00  
SP50 AC Adapter..... \$9.00  
SP51 Battery Charger..... \$9.00  
SP58 Carrying Case for Bearcat 4-6 ThinScan™..... \$12.00  
FB-E Frequency Directory for Eastern U.S.A..... \$12.00  
FB-W Frequency Directory for Western U.S.A..... \$12.00  
FFD Federal Frequency Directory for U.S.A..... \$12.00  
B-4 1.2 V AAA Ni-Cad's for ThinScan™ and Fanon..... \$9.00  
A-135cc Crystal certificate..... \$3.00  
Add \$3.00 shipping for all accessories ordered at the same time.

### INCREASED PERFORMANCE ANTENNAS

If you want the utmost in performance from your scanner, it is essential that you use an external antenna. We have six base and mobile antennas specifically designed for receiving all bands. Order #A60 is a magnet mount mobile antenna. Order #A61 is a gutter clip mobile antenna. Order #A62 is a trunk-clip mobile antenna. Order #A63 is a 3/4 inch hole mount. Order #A64 is a 3/8 inch snap-in mount, and #A70 is an all band base station antenna. All antennas are \$35.00 and \$3.00 for UPS shipping in the continental United States.

### BUY WITH CONFIDENCE

To get the fastest delivery from **CE** of any scanner, send or phone your order directly to our Scanner Distribution Center. Be sure to calculate your price using the **CE** prices in this ad. Michigan residents please add 4% sales tax. Written purchase orders are accepted from approved government agencies and most well rated firms at a 10% surcharge for net 10 billing. All sales are subject to availability. All sales on accessories are final. Prices, terms and specifications are subject to change without notice. Out of stock items will be placed on backorder automatically unless **CE** is instructed differently. Most products that we sell have a manufacturer's warranty. Free copies of warranties on these products are available prior to purchase by writing to **CE**. International orders are invited with a \$20.00 surcharge for special handling in addition to shipping charges. All shipments are F.O.B. Ann Arbor, Michigan. No COD's please. Non-certified and foreign checks require bank clearance. Minimum order \$35.00.

Mail orders to: **Communications Electronics™**, Box 1002, Ann Arbor, Michigan 48106 U.S.A. Add \$7.00 per scanner or phone product for U.P.S. ground shipping and handling, or \$14.00 for faster U.P.S. air shipping to some locations. If you have a Master Charge or Visa card, you may call anytime and place a credit card order. **Order toll free** in the U.S.A. Dial 800-521-4414. If you are outside the U.S. or in Michigan, dial 313-994-4444. **Dealer inquiries invited.** All order lines at **Communications Electronics™** are staffed 24 hours.

Scanner Distribution Center™ and **CE** logos are trademarks of **Communications Electronics™**.

† **Bearcat** is a federally registered trademark of Electra Company, a Division of Masco Corporation of Indiana.

‡ **Regency** is a federally registered trademark of Regency Electronics Inc.

Copyright ©1981 **Communications Electronics™**



854 Phoenix □ Box 1002 □ Ann Arbor, Michigan 48106 U.S.A.  
Call TOLL-FREE (800) 521-4414 or outside U.S.A. (313) 994-4444

**We're first with the best.™**



# NOVEMBER » SPECIAL «

**BK PRECISION**

New Portable Digital  
Capacitance Meter



MODEL 820  
Call For Our Price

## KEITHLEY

Model 169  
BENCH/PORTABLE DMM

- 3½ Digit liquid crystal display
  - 0.25% basic accuracy
  - 26 Ranges
- \$189.00**



### 80MHz Counter with Period Function



**BK PRECISION**

Call For Our Price

MODEL 1820

- 5Hz to 80MHz reading guaranteed—100MHz typical
- Period measurements from 5Hz to 1MHz
- Period average, auto and manual positions
- One PPM resolution
- Totalizes to 999999 plus overflow
- Elapsed time measurements from .01 to 9999.99 seconds plus overflow
- One-megohm input resistance
- Bright .43" high LED readouts

### New Low Distortion Function Generator

**BK PRECISION**



Call For Our Price

MODEL 3010

- Generates sine, square and triangle waveforms
- Variable amplitude and fixed TTL square-wave outputs
- 0.1 Hz to 1MHz in six ranges
- Push button range and function selection
- Typical sine wave distortion under 0.5% from 0.1Hz to 100kHz
- Variable DC offset for engineering applications
- VCO external input for sweep-frequency tests

### New Sweep/Function Generator

**BK PRECISION**



Call For Our Price

MODEL 3020

- Four instruments in one package—sweep generator, function generator, pulse generator, tone-burst generator.
- Covers 0.02Hz-2MHz
- 1000: 1 tuning range
- Low-distortion high-accuracy outputs
- Three-step attenuator plus vernier control
- Internal linear and log sweeps
- Tone-burst output is front-panel or externally programmable

- V-151B 15 MHz Single Trace
- V-152B 15 MHz Dual Trace
- V-202 20 MHz Dual Trace
- V-301 30 MHz Single Trace
- V-302B 30 MHz Dual Trace
- V-352 35 MHz Dual Trace
- V-550B 50 MHz Dual Trace, Dual Time Base
- V-1050 100 MHz Dual Trace, Dual Time Base

Call For  
Special Intro  
Price Offer

## HITACHI



We carry a full line of multimeters, oscilloscopes, frequency counters, audio and RF generators, power supplies and accessories.

Just call our Toll-Free number and one of our experts will answer all your questions about test equipment.

**HITACHI**

**KEITHLEY**



**Non-Linear Systems**

**FLUKE**

**HICKOK**

**VIZ**

**TRIPLETT**



**PHILIPS**

**WESTON**

**Simpson**

**BK PRECISION**

**LEADER**

**DORIC**



**DATA PRECISION**

**ADVANCE  
ELECTRONICS**

THE TEST EQUIPMENT  
SPECIALISTS



TOLL FREE HOT LINE  
**800-223-0474**



54 WEST 45th STREET, NEW YORK, N.Y. 10036  
IN NEW YORK STATE 212-687-2224



THESE 1981 B&K OSCILLOSCOPES  
ARE IN STOCK AND AVAILABLE  
FOR IMMEDIATE DELIVERY



**BK PRECISION**

- 1479A Dual-Trace 30 MHz
- 1477 Dual-Trace 15 MHz
- 1432 Dual-Trace 15 MHz Portable
- 1476 Dual-Trace 10 MHz
- 1466 Single-Trace 10 MHz
- 1405 Single-Trace 5 MHz
- 1420 Dual-Trace 15 MHz Portable

CALL FOR OUR  
EARLY BIRD SPECIAL LOW PRICE

**PORTABLE  
OSCILLOSCOPES**

BATTERY OPERATED

**NLS** Non-Linear Systems

Call For Our Prices

MS-15



Single Trace 15MHz

MS-215



Dual Trace 15 MHz

MS-230



Dual Trace 30MHz

**FLUKE** DIGITAL MULTIMETERS

- Six functions
- 3 1/2-digit resolution
- dc voltage
- ac voltage
- dc current
- ac current
- resistance
- diode test
- 0.25% basic dc accuracy
- LCD display
- Overload protection

Model 8022B:  
The Troubleshooter

\$139

Model 8020B:  
The Analyst

\$189

Model 8024A:  
The Investigator

\$239




**NEW**

• Seven functions

- dc voltage
- ac voltage
- dc current
- ac current
- resistance
- diode test
- conductance (1/R)
- 3 1/2-digit resolution
- 0.1% basic dc accuracy
- LCD display
- Overload protection
- Two year parts and labor warranty

• Nine functions

- dc voltage
- ac voltage
- dc current
- ac current
- resistance
- diode test
- conductance (1/R)
- logic level and continuity detect
- temperature (K-type thermocouple)
- Peak hold on voltage and current functions
- Selectable audible indicator for continuity or level detection
- 3 1/2-digit resolution
- 0.1% basic dc accuracy
- LCD display
- Overload protection



**KEITHLEY MODEL 130  
DIGITAL MULTIMETER**

	RANGE	ACCURACY
DC VOLTAGE	200mV, 2V, 20V, 200V, 1000V	.5%
AC VOLTAGE	200mV, 2V, 20V, 200V, 750V	1%
DC CURRENT	2mA, 20mA, 200mA, 2000mA, 10A	2%
AC CURRENT	2mA, 20mA, 200mA, 2000mA, 10A	3%
RESISTANCE	200Ω, 2kΩ, 20kΩ, 200kΩ, 20MΩ	.5%

\$125.

**CALL US  
FOR OUR  
FALL  
SPECIALS!**



# EDITORIAL

## Just Another Technological Advance?

Electronics technology plays a vital role in almost every industry. Every day, in medicine and energy conservation, to name just two, electronics is making an important and continuing contribution.

One industry greatly changed and influenced by electronics is photography. The portable all-in-one video camera/VCR combination is encroaching upon and often replacing home-movie camera/projector/screen combinations. Photographic still-picture cameras have also felt the impact of electronics. Integrated circuits have made possible such features as automatic exposure, LED metering, and even auto-focusing.

Now Sony has announced the all-electronic still camera. Called the MAVICA (*MAGnetic VIdeo CAmera*), it looks very much like a conventional 35-mm SLR. It weighs 1<sup>3</sup>/<sub>4</sub> lbs. and measures 5<sup>1</sup>/<sub>8</sub> × 3<sup>1</sup>/<sub>2</sub> × 2<sup>1</sup>/<sub>16</sub> inches. It is a single-lens reflex camera with interchangeable lenses. Shutter speeds range from 1/60 to 1/1000 on manual and 1/60 to 1/2000 on automatic.

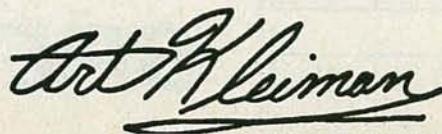
Here the similarity ends. The MAVICA does not use photographic film. Instead, it uses a CCD image sensor with about 280,000 picture elements (570 horizontal and 490 vertical). The images are recorded on a magnetic disk that rotates inside a flat cassette (very much like a floppy disk). The magnetic cassette sits inside the camera and records up to 50 color pictures. Pictures can be selectively erased and re-recorded.

To see the pictures you've taken, the cassette is removed from the camera and placed into a viewer that is connected to a TV set. A transmitter/receiver combination will be available that attaches to the viewer. With this, pictures can be transmitted over telephone lines. In addition, the camera provides output signals for direct connection to a VCR. Now when the camera is switched to a continuous mode, it becomes a video camera.

Specifications include a 1-MHz bandwidth, an image S/N ratio of 45 dB and a horizontal resolution equivalent to 350 TV lines. The price of the camera will be around \$650 and the viewer about \$230. Each magnetic cassette is expected to sell for \$2.65.

Commercial introduction is scheduled for the fall of 1983. Although I haven't seen any pictures from this camera, Sony claims that they are somewhat disappointed in the picture quality and resolution. However, they are working feverishly to improve the quality before introduction. Sony is also working on a hard-copy color printer for the system.

Although this latest development won't have a profound effect on our day-to-day lives, it is one more reason why I feel proud to be a member of the electronics industry. It also prompts me to ask why this, like so many other recent advances, comes from abroad instead of from our own research and development labs?



**ART KLEIMAN**  
Managing Editor

## Radio-Electronics

**Hugo Gernsback** (1884-1967) founder

**M. Harvey Gernsback**, editor-in-chief

**Larry Steckler**, CET, publisher

**Arthur Kleiman**, managing editor

**Josef Bernard**, K2HUF, technical editor

**Carl Laron**, WB2SLR, assistant editor

**Jack Darr**, CET, service editor

**Leonard Feldman**

contributing high-fidelity editor

**Karl Savon**, semiconductor editor

**Herb Friedman**, communications editor

**Gary H. Arlen**, contributing editor

**David Lachenbruch**, contributing editor

**Earl "Doc" Savage**, K4SDS, hobby editor

**Ruby Yee**, production manager

**Robert A. W. Lowndes**, production associate

**Joan Burwick**, production assistant

**Gabriele Margules**, circulation director

**Arline R. Fishman**, advertising coordinator

Cover photo by Robert Lewis

**Radio-Electronics** is indexed in *Applied Science & Technology Index* and *Readers Guide to Periodical Literature*.

Gernsback Publications, Inc.  
200 Park Ave. S., New York, NY 10003  
President: M. Harvey Gernsback  
Vice President: Larry Steckler  
Secretary/Treasurer: Carol A. Gernsback

### ADVERTISING SALES 212-777-6400

Larry Steckler  
Publisher

### EAST

Stanley Levitan  
Radio-Electronics  
200 Park Ave. South  
New York, NY 10003  
212-777-6400

### MIDWEST/Texas/Arkansas/Okla.

Ralph Bergen  
The Ralph Bergen Co.  
540 Frontage Road—Suite 361-A  
Northfield, Illinois 60093  
312-446-1444

### PACIFIC COAST Mountain States

Marvin Green  
Radio-Electronics  
413 So. La Brea Ave.  
Los Angeles, Ca 90036  
213-938-0166-7

### SOUTHEAST

Paul McGinnis  
Paul McGinnis Company  
60 East 42nd Street  
New York, N.Y. 10017  
212-490-1021





# Here's why we're Number One.

When it comes to logic probes, more people purchase Global Specialties! Because you can spend twice as much and not get the speed, precision, flexibility and accuracy offered by our four logically-priced probes—including our remarkable new 150 MHz ECL Probe. Not to mention the versatility, reliability and durability we've become famous for.

But we don't stop there. When it comes to logic testing, Global Specialties does the *complete* job. With our DP-1 auto-sensing digital signal injector—for fast, easy stimulus-response testing, at an economical \$83.00\*. Plus a line of multi-channel Logic Monitors that provide an inside picture of circuit activity at up to 40 nodes simultaneously. And each product has an idea-filled applications manual—as well as an unmatched line of highly-functional accessories, to extend its versatility still more.

With Global Specialties, there's no need to compromise on performance. Or *value*. Discover for yourself why we're the number-one logical choice!

True multi-family performance: DTL, TTL, CMOS and now ECL!

Easy-to-use Memory and Pulse functions

Full readout indications—HI, LOW, PULSE

Overload and AC-line-protected high-impedance input  
Linear input impedance eliminates errors due to non-uniform loading

Complete line of interchangeable probe tips and grounding wires, including easy clip, banana plug, alligator clip jumpers and variety of power cords

Interchangeable thin-profile power cords (instead of awkward, heavy or coiled cords)

Unsurpassed reliability—performance proven

All specs conservative and *guaranteed*

Half the price for equal (or better) performance

Circuit-powered with reverse-voltage protection

Compact, high-impact, human-engineered case



**Standard LP-1**, only \$50.00\*, with latching memory—captures pulses as fast as 50 nsec, to 10MHz, guaranteed  
**Economy LP-2**, \$32.00\*, guaranteed to 50 nsec, 1.5 MHz  
**High-speed LP-3** with memory, only \$77.00\*, guaranteed to 10 nsec (6 nsec, typical) and 50 MHz!  
**New ECL LP-4**, \$150.00\*, the new industry standard—with memory, guaranteed to 4 nsec (2 nsec, typical) at 150 MHz!

70 Fulton Terr., New Haven, CT 06509 (203) 624-3103, TWX 710-465-1227  
 OTHER OFFICES: San Francisco (415) 648-0611, TWX 910-372-7992  
 Europe: Phone Saffron-Walden 0799-21682, TLX 817477  
 Canada: Len Finkler Ltd., Downsview, Ontario

**GLOBAL SPECIALTIES CORPORATION**

Call toll-free for details  
**1-800-243-6077**  
 During business hours

\*Suggested U.S. resale. Prices, specifications subject to change without notice. © Copyright 1981 Global Specialties Corporation.

CIRCLE 78 ON FREE INFORMATION CARD

NOVEMBER 1981

17



# EQUIPMENT AND TRAINING NO OTHER SCHOOL CAN MATCH.

**NTS HOME TRAINING INVITES YOU TO EXPLORE MICROCOMPUTERS,  
DIGITAL SYSTEMS AND MORE, WITH STATE-OF-THE-ART EQUIPMENT  
YOU ASSEMBLE AND KEEP.**

Without question, microcomputers are the state of the art in electronics. And NTS is the only home study school that enables you to train for this booming field by working with your own production-model microcomputer.

We'll explain the principles of troubleshooting and testing your microcomputer and, best of all, we'll show you how to program it to do what you want.

You'll use a digital multimeter, a digital logic probe and other sophisticated testing gear to learn how to localize problems and solve them.

Send for the full color catalog in the electronics area of your choice—discover *all* the advantages of home study with NTS!

NTS also offers courses in Auto Mechanics, Air Conditioning and Home Appliances. Check card for more information.




We believe that training on production-model equipment, rather than home-made learning devices, makes home study more exciting and relevant. That's why you'll find such gear in most of NTS's electronics programs.

For instance, to learn Color TV Servicing you'll build and keep the 25-inch (diagonal) NTS/HEATH digital color TV.

In Communications Electronics you'll be able to assemble and keep your own NTS/HEATH 2-meter FM transceiver, plus test equipment.

But no matter which program you choose, NTS's Project Method of instruction helps you quickly to acquire practical know-how.





Simulated TV Reception

4.

3.

**1. The NTS/Rockwell AIM 65**

**Microcomputer** A single board unit with on-board 20 column alphanumeric printer and 20 character display. A 6502-based unit 4K RAM, expandable. 2. **The NTS/KIM-1 Microcomputer** A single board unit with 6 digit LED display and on-board 24 key hexadecimal calculator-type keyboard. A 6502 based microcomputer with 1K RAM, expandable.

3. **The NTS/HEATH H-89 Microcomputer** features floppy disk storage, "smart" video terminal, two Z80 microprocessors, 16K RAM memory, expandable to 48K. 4. **The NTS/HEATH GR-2001 Digital Color TV (25" diagonal)** features specialized AGC-SYNC muting, filtered color and new solid-state high voltage tripler rectifier.

## NTS NATIONAL TECHNICAL SCHOOLS

TECHNICAL-TRADE TRAINING SINCE 1905  
Resident and Home-Study Schools  
4000 SO. FIGUEROA ST., LOS ANGELES, CA. 90037



**NATIONAL TECHNICAL SCHOOLS**  
4000 South Figueroa Street,  
Los Angeles, California 90037 Dept. 206-111

Please rush FREE color catalog on course checked below

- |   |   |
|---|---|
| <input type="checkbox"/> MicroComputers/MicroProcessors | <input type="checkbox"/> Auto Mechanics     |
| <input type="checkbox"/> Communications Electronics     | <input type="checkbox"/> Air Conditioning   |
| <input type="checkbox"/> Digital Electronics            | <input type="checkbox"/> Home Appliances    |
| <input type="checkbox"/> Industrial Technology          | <input type="checkbox"/> Color TV Servicing |

Name \_\_\_\_\_ Age \_\_\_\_\_

Address \_\_\_\_\_

Apt. \_\_\_\_\_ City \_\_\_\_\_

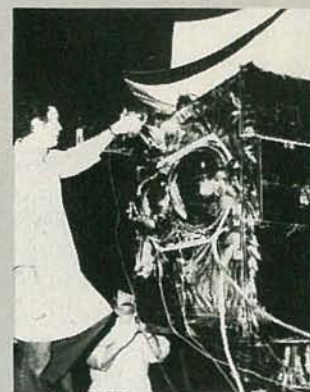

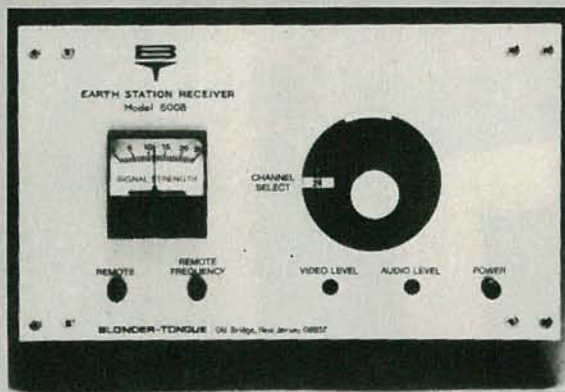
State \_\_\_\_\_ Zip \_\_\_\_\_

- Check if interested in G.I. information.  
 Check if interested ONLY in classroom training in Los Angeles.



# SATELLITE/TELETEXT NEWS

GARY ARLEN  
CONTRIBUTING EDITOR



## NEW TVRO EQUIPMENT

Blonder-Tongue Laboratories has introduced its first TVRO earth-station devices, intended especially for the master-antenna TV market (see left-hand and center photos above); it includes three antenna systems (3, 3.65, and 4.6 meters), three low-noise converters, and receiving equipment. B-T's new LNC's (Low-Noise Converters) allow satellite signals to be carried from the antenna to the receiver over UHF-type coaxial cable. The LNC is a combination low-noise amplifier and block downconverter and is mounted directly on the antenna. Satellite signals from the LNC are low-noise amplified, and the entire 500-MHz band is block-converted down from 3.7- to 4.2-GHz, to frequencies in the 270- to 770-MHz range for input to the receiver. (Blonder-Tongue Labs, One Jake Brown Road, Old Bridge, NJ 08857.)

Downlink Inc. has developed a \$2650 *EP-2000 Electronics Package* that includes everything for a TVRO except the antenna. The equipment group includes remote-control console, 120° LNA, RF modulator, and cabling. In addition, Downlink is selling a *Skyview I* system for \$3595, a package of devices which includes a 12-foot parabolic antenna. The firm also has a new *Skyview III* modular fiberglass parabolic antenna. (Downlink Inc., 30 Park St., Putnam, CT 06260.)

## SATCOM III-R READY FOR LAUNCH

RCA Americom is completing plans for the launch of Satcom III-R (see right-hand photo above), the 24-transponder bird that will become the primary satellite for cable-TV programming. Satcom III-R will be placed in geosynchronous orbit at 132° West longitude, and will, in general, have transponder assignments identical to the current assignments on Satcom I, which is currently RCA's CableNet One satellite. The 2385-pound satellite, which replaces the bird that was lost in space shortly after launch in December 1979, was scheduled for launch in October aboard a Delta 3910/PAM-D rocket. Satcom III-R's footprint will cover all 50 states.

## COMING UP

USA Network and Home Box Office, both carried aboard Satcom I, are joining the trend toward 24-hour-per-day programming. USA Network was scheduled to begin full-time transmission in October, and add three new series, "Better Homes and Gardens Idea Notebook," "Scholastic Sports Academy" and "The Wall Street Journal Evening News." HBO will expand to 24-hour daily service on January 1, after Satcom III-R is in place. At that time, HBO will shift its western time-zone feed to transponder 13 on the new satellite.

Satellite Syndicated Systems, which now transmits Satellite Program Network on Westar III transponder 9 and retransmits Superstation WTBS on Satcom I, has taken lifetime leases on three transponders on Southern Pacific Communications' hybrid Spacenet I satellite, due to be launched in 1984. SSS's lease on Spacenet calls for three fully protected 36-MHz transponders for the life of the satellite. The programming will probably be some form of special interest shows.



## EAST/WEST

INTERTEC SUPERBRAIN 64K RAM	\$2799
QD SUPERBRAIN	\$2999
NEC 5510 SPINWRITER (7710)	\$2345
NEC 5520 SPINWRITER (7720)	\$2695
NEC 5530 SPINWRITER (7730)	\$2345
NEC 12" MONITOR	\$ 229

We accept C.O.D.'s • Stock Shipments • Same Day or Next • No surcharge for Credit Cards

# Ω OMEGA SALES CO.

All Equipment Factory Fresh w/MFT Warranty We carry the complete line of Personal Software

OKIDATA MICROLINE-80	\$ 399
OKIDATA MICROLINE-82	\$ 529
OKIDATA MICROLINE-83	\$ 769
DIABLO 630	\$1995
APPLE II PLUS 48K	\$1139
APPLE DISK w/3.3 DOS Controller	\$ 525
APPLE DISK w/o Controller	\$ 449
HAZELTINE 1420	\$ 799
NORTHSTAR HORIZON II 32K QD	\$2925
ANADEX DP-9500/9501	\$1249
TELEVIDEO 912C	\$ 669
TELEVIDEO 920C	\$ 729
TELEVIDEO 950	\$ 929
CBM 8032 COMPUTER	\$1149
CBM 8050 DISK DRIVE	\$1349
CBM 4032 COMPUTER	\$1029
CBM 4040 DISK DRIVE	\$1029
CBM 4022	\$ 649
CBM VIC-20	\$ 269
LEEDEX/AMDEK 100	\$ 139
LEEDEX/AMDEK 100G	\$ 169
LEEDEX/AMDEK COLOR-1 13" Color Monitor	\$ 329
MICROTEK 16K RAMBOARD for Atari	\$ 79
MICROTEK 32K	\$ 149

**EAST COAST**  
**1-800-556-7586**



**WEST COAST**  
**1-800-235-3581**

PRICES ARE SUBJECT TO CHANGE WITHOUT NOTICE.



# CHRISTMAS SPECIALS!

**FREE GOLD!**



**\$749**

Good thru Dec. 15

**Buy an ATARI 800 16K and receive a 14K Gold Bracelet**

**FREE!!**

(Actual size Genuine 14K 24.95 retail)

### ATARI SPECIALS

**ATARI 400 16K Personal Computer \$349**

### ATARI PERIPHERALS ATARI ACCESSORIES

410 Program Recorder	\$ 60	CX852 8K RAM Memory Module	\$39.95
810 Disk Drive	\$449	CX853 16K RAM Memory Module	\$89.95
820 40 Column Printer	\$299	CX30-04 Paddle Controller (pair)	\$15.00
822 40 Column Thermal Printer	\$349	CX40-04 Joystick Controller (pair)	\$15.00
825 80 Column Printer	\$599		
830 Acoustic Modem	\$159		
850 Interface Module	\$139		

With any purchase of ATARI Hardware or Software over \$500 you can buy the bracelet for only \$9.95.

**WE CARRY THE COMPLETE LINE OF ATARI SOFTWARE.**

**CALL FOR THE SUPER CHRISTMAS SAVINGS!!!**

**WEST COAST**  
**1-800-235-3581**

OMEGA SALES CO.  
3533 Old Conejo Rd. #102  
Newbury Park, CA 91320  
1-805-499-3678  
CA. TOLL FREE 1-800-322-1873



**EAST COAST**  
**1-800-556-7586**

OMEGA SALES CO.  
12 Meeting St.  
Cumberland, RI 02864  
1-401-722-1027

**OMEGA SALES CO.**  
CIRCLE 70 ON FREE INFORMATION CARD



# LETTERS

## TELEVISION MODULATION

In reference to two letters you published on television modulation (Mr. Davis, January 1981; Mr. Rogers, May 1981): Neither letter is correct, although I would give Mr. Rogers credit for coming close.

Mr. Rogers stated that tip of peak sync is 100% modulation. That is incorrect. Tip of sync is 100% of peak carrier level, which is also 0% modulation. Thus, 100% of peak carrier level corresponds to 0% modulation and -40 IRE units; 75% of peak carrier level (blanking level) corresponds to 25% modulation and 0 IRE units; 12.5% of peak carrier level (reference white) corresponds to 87.5% modulation and +100 IRE units, and 0% of peak carrier level (carrier cutoff) corresponds to 100% modulation and +120 IRE units. Increasing depth of modulation of the luminance signal beyond 87.5% (i.e., below 12.5% of the peak carrier level) is prohibited by FCC regulations. That's Title 47 CFR, Section 73.682 (a) (13), in

case you're interested.

Mr. Rogers properly points out the confusion between the IRE scale (which runs from 0 to -40 IRE units and 0 to +120 IRE units, with 0 being clamped at the blanking level), and the percent scale. However, one must also differentiate between percent of peak carrier level and percent modulation; they are complements of each other.

Mr. Roger's comments on television output power are well taken. For an all-black picture, the ratio of peak power to average power for an NTSC system M television signal is 1.68 to 1; but for an all-white picture the ratio is different; it changes to 5.99 to 1.

DANE E. ERICKSEN,  
FCC Field Operations Bureau,  
San Francisco, CA

## "ILLEGAL" DEVICES

In response to D.T. Horn's letter in the June **Radio-Electronics**, wherein he deplored the manufacture and possession

of devices like radar detectors and pay-TV decoders, I wonder if he would also include VCR's that can play back a tape without generating royalties. And what about "commercial-killer" devices? Once you start on that kind of list, it's hard to stop.

Yes—probably some rules do need changing. But where some rule-changes, like baseball's "designated hitter" rule, are intended to enhance the game, others are just "oh-poor-me" reactions, like casinos excluding card-counters (dear me, they're likely to win!) or restrictions on imported cars.

Not that we should all be lawyers, but perhaps **Radio-Electronics** can keep us posted on these interminable issues.  
ALEX ESTEVE

## THE "FREEDOM PHONE"

I just finished the July 1981 issue of **Radio-Electronics** and was, of course, pleased to see the cordless-phone cover feature with the inclusion of material

# HAMEG PRESENTS THE NEW HM 203



High performance  
at  
low cost.

**\$580**  
(PROBES INCLUDED)

A quality scope,  
made in the U.S.A.,  
by a company with  
over 23 years  
experience.

Hameg introduces high performance at low cost in the HM 203, a full featured, highly reliable, dual trace 20 MHz oscilloscope. For only \$580, the HM 203 has specifications normally associated with higher priced scopes. Bandwidth - DC → 20 MHz • Risetime 17.5 ns • Overshoot 1% max. • Y amp range 5 mv/cm to 20 v/cm • Max. input voltage 500V • Timebase .5 μs/cm to .2s /cm • Sweep mag. x5 • Trigger 5 Hz to 30 MHz • X:Y plot • Built-in probe calibrator and more. Its sturdy construction and light weight (13.2 lbs.) make the HM 203 equally at home in the field and on the test bench.

**HAMEG**  
88-90 Harbor Rd.  
Port Washington, N.Y., 11050  
Tel (516) 883-3837



CIRCLE 13 ON FREE INFORMATION CARD



about Electra's "Freedom Phone."

However, there's a technical error in the story that needs correction. It is absolutely *not* true that "Freedom Phone" cordless phones use "one channel in the 49-MHz band...". That implies, of course, that Electra's phones are of the low-cost simplex variety. Not true! Electra uses 1.7 MHz and 49 MHz for its "Freedom Phone" phones, just like all other full-duplex systems on the market.

The big news we've been trying to tell is the development of a brand new cordless phone with full-duplex operation within the 49-MHz band using two frequencies. The significance of that breakthrough is that it eliminates the limitations of 1.7 MHz in terms of range and noise. That technological feat was totally lost in the story, I'm afraid.

ROBERT A. HANSON, Vice President,  
Mickinney/Mid America

### SUBSCRIPTION TV

I admire your editorial on "subscription" TV (*Radio-Electronics*, December 1980) and public ownership of the airways. However, I believe that one further logical step remains to be stated in your development of that issue. If, indeed, the airways belong to the public (which I most certainly believe), then those using the airways do so with the "consent" of the public. Therefore, is it not those (subscription-TV broadcasters) who charge for the use of the public airways that are guilty of theft of service? Are not those broadcasters the real "pirates" rather than the decoder

builders and the microwave receiver builders? Maybe "we, the people" should prosecute them (subscription-TV broadcasters) instead of they us.

MELVIN L. WILLIS, Jr.  
Mesquite, TX

### OOOOOOOOPS!

In reference to the article entitled "The Incredible Shrinking IC" in the August 1981 issue. I believe that the caption for Fig. 2 is incorrect. The circuit is indeed TTL logic, but it is an open-collector three-input NAND gate. The schematic (Fig. 1) for

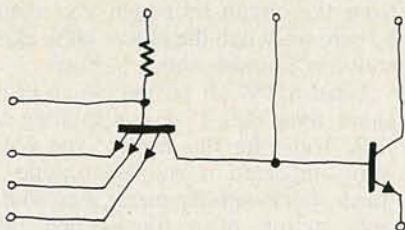


FIG. 1

that circuit is shown here. Note that the base of each transistor is brought out for external connection to bonding pads. That was common in early circuits, especially experimental ones, as transistor parameters varied widely and were often measured to provide better quality control in manufacturing.

BARRY L. ORNITZ  
Kingsport, TN

### CABLE TV

Although I see the advantage of a cable-ready TV with its built-in converter and decoder (editorial, *Radio-Electronics*, June 1981), I do not share your hope that the cable companies will necessarily reduce their subscription fees, just because they no longer have to supply such equipment themselves. Do telephone rates go down because one is able to buy a telephone set from other manufacturers than Ma Bell?

As for the consumer having a "choice," the problem is not whether the converter comes with the TV set or from the cable company—or whether the cable company attaches some gizmo to the subscriber's set. The problem arises from the manner in which free competition for the viewer's dollar is hindered by local governments which give monopoly rights to cable companies in their jurisdictions. Such cable companies should no more have monopolies on rights to sell electric signals than *McDonalds* have to sell hamburgers.


In my view, the only consumers who now have a real choice are those who construct their own decoders and intercept signals from pay-TV, because they recognize that the idea of a private company charging a fee for picking up electromagnetic waves from the air, which is public property, is not too different from the idea of allowing some private profit-making firm to set up toll booths along interstate highways.

BUD DAMNJANOVITCH,  
Utica, MI

R-E

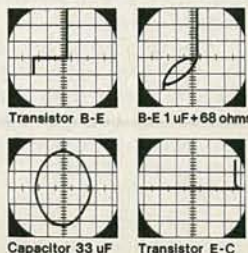
Presenting the first  
component tester  
with a built-in  
oscilloscope.

The HM 307.



Why buy just an oscilloscope? For just \$405, you can buy the Hameg 307, a high quality 10 MHz oscilloscope, with the added bonus of being able to test electrical components. With the press of just one button, you can test transistors, diodes, zeners, capacitors (in circuit or not!!) and more. The HM 307's light weight (8 lbs.) and sturdy construction make it equally at home in field or on the test bench, ideally suited for T.V. repair work. Bandwidth DC to 10 MHz (-3dB) ● Y amp range 5mV/cm to 20V/cm ● Max. input voltage 500V (DC + peak AC) ● Timebase .5 μs/cm to .2s/cm ● Trigger sens. 3mm (2Hz to 30MHz) ● Built-in square wave generator 1kHz for probe alignment (.2V ± 1%). The HM 307...more than just an oscilloscope.

#### Component Test Patterns



**HAMEG** 88-90 Harbor Rd. Port Washington N.Y., 11050  
Tel: (516) 883-3837

CIRCLE 82 ON FREE INFORMATION CARD



# EQUIPMENT REPORTS

## Creative Electronics ESR Meter



CIRCLE 101 ON FREE INFORMATION CARD

### Creative Electronics ESR Meter

OVERALL PRICE												
EASE OF USE												
INSTRUCTION MANUAL												
PRICE/VALUE												
	1	2	3	4	5	6	7	8	9	10		
	Poor			Fair			Good			Excellent		

WHETHER IT IS A CAPACITOR, INDUCTOR, or something else, every electronic component causes a voltage drop across it when it is used in a circuit. That means that every component has a measurable resistance associated with it (in addition to its capacitance, inductance, etc.). The *ESR Meter* from Creative Electronics uses that resistance, called ESR (Equivalent Series Resistance), as the means of testing electrolytic capacitors.

This is *not* just another capacitor tester: It is one of the few really new pieces of test equipment to be introduced in many years. Perhaps the best way to explain the advantages of using a component's ESR for troubleshooting is to quote a few lines from the unit's instruction manual:

"...We have yet to find an electrolytic capacitor with normal ESR whose circuit failure was due to capacitance change alone... The real problem with electrolytics isn't capacitance change, it's ESR change!"

The *ESR Meter* will uncover circuit defects resulting from defective electrolytic capacitors that might otherwise go undetected, and can be used without

removing the component under test from the circuit (although you should be sure to switch the power off to eliminate any possible shock hazard).

I had a TV set on the bench at the same time that I was evaluating the *ESR Meter* for this report. The symptoms indicated a bad electrolytic. A quick check with the meter showed that one section of a four-section filter capacitor was bad. (How would you like to try finding that by trial and error!) Bridging an electrolytic into the circuit eliminated the problem, confirming what the meter had indicated. What could be easier? The meter had successfully discovered the problem in a minimal period of time, and I didn't even have to turn the set on!

The meter can also be used to check a capacitor for loose leads. Simply connect the suspect component to the meter and flex the capacitor's leads. A loose connection will be revealed by a change in the capacitor's ESR reading. The meter will also detect and reveal a "dry" electrolytic.

The *ESR Meter* has a range of 1 to 10,000  $\mu$ F. Its circuit uses two IC's and two transistors, and is constructed on a single epoxy-glass PC board mounted in a case measuring  $6\frac{1}{4} \times 3\frac{3}{4} \times 2\frac{1}{2}$  inches; a schematic diagram is included with the instructions. The layout is not crowded, and that should make servicing a snap—if it's ever required. The unit requires two "C" cells for operation and the expected battery life is about 200 hours.

The device is covered by a 60-day guarantee. It is quite easy to use, but, as with any other new piece of equipment, be sure to read the instructions carefully first so that you get the most out of it.

If you're in the market for a capacitor tester, be sure to keep this one in mind. While the way it tests capacitors may be unconventional, it works, and works well. Once you discover this little device, it is sure to become one of the most useful instruments on your workshop or service bench.

The *ESR Meter* sells for \$99.00 and is available only from the manufacturer: Creative Electronics, 1417 N. Selfridge, Clawson, MI 48017. **R-E**

## Realistic Model TV-20 High-Fidelity TV Tuner



CIRCLE 102 ON FREE INFORMATION CARD

Realistic	TV-20									
OVERALL PRICE										
EASE OF USE										
INSTRUCTION MANUAL										
PRICE/VALUE										
	1	2	3	4	5	6	7	8	9	10
	Poor			Fair			Good			Excellent


TELEVISION VIEWERS HAVE LONG HAD to endure the poor sound-quality that is typical of most home receivers. While most TV sound is now transmitted with the same frequency response as FM radio, reproducing that sound faithfully has not been a prime concern of most manufacturers. A new product from Radio Shack (1400 One Tandy Center, Fort Worth, TX 76102) now offers you an alternative. Intended as an addition to your home component-sound-system, the Realistic *model TV-20* is a complete 12-channel high-fidelity monophonic tuner.

Its circuit consists of a bipolar VHF-TV turret tuner with an active mixer (most TV tuners use a simple diode mixer) followed by a 41.25-MHz IF stage. Two ceramic filters shape the IF passband, and an LA1150 FM limiter/discriminator IC detects the audio for a single-stage preamplifier.

The tuning knob is located on the front panel. A fine-tuning ring lets you center the sound carrier for a TV channel much as you would adjust for the sharpest picture on a standard TV. The 41.25-MHz IF provides a 500-kHz AFC holding-range and a signal-to-noise

*continued on page 28*





# LOOK! 8 NEW DIGITALS FROM VIZ

*They can make your job a lot easier.*

## NEW ...DUAL INPUT, AUTORANGING 3½ DMM

It does the job of two autoranging DMMs but costs about 30% LESS. Talk about convenience. You can measure or monitor voltage, current or resistance from two points in a circuit. Extra bright digital LED display. Accurate to 0.1% DCV,  $\pm 1$  digit. Auto-zero, auto-polarity, autoranging. Just push panel buttons to preprogram the instrument to

perform the function you want. Measure any value from 1 millivolt to 1000V DC (750V AC). Measure audio frequencies to 20kHz (up to 10V). From 1 microamp to 2A DC or AC. High or low power ohms from 1 ohm to 20 M $\Omega$ . You'll soon find it to be the most used instrument you own! **WD-753** **\$384.95.**



### NEW ... MULTI-COUNTER

A dual input counter with frequency range from 5 Hz to 125 MHz. For audio, video, CB and other high-frequency applications. Four gate times from .01 to 10 sec. Sensitivity 15 mV. Accuracy 3 ppm  $\pm 1$  count. **WD-755**

**\$279.95**



### NEW ... DIGITAL POWER LINE MONITOR

Easy-to-read 3 digit LED display has large bright 0.8-in. digits. Indicates brown-out condition. Instantly shows line voltage fluctuations. Range from 0 to 500 VAC. Freq. 50 Hz to 60 Hz. Current limit 8A. Compact—approximately 4 x 5 x 3 in. **WD-121**

**\$89.95**



### NEW ... DOUBLE SLOT SUPPLY POWER SUPPLY

Outputs at 5V or 13VDC, precision adjustable  $\pm 1\frac{1}{2}\%$ , 0 to 7.5A, current limiting. Lab quality test logic or mobile equipment. Read digitally volts and amps or use as 0 to 99V DC external voltmeters on two large 3-digit LED displays. **WP-709**

**\$299.75**

## NEW SUPPLYST™ 40W POWER SUPPLIES

Laboratory quality power sources, each with two built-in 3 digit meters to measure or monitor voltage or current. Adjustable current limiting. Choice of four supplies:



Single output  
0-20V, 0-2A

**WP-711**

**\$244.95**



Single output  
0-40V, 0-1A

**WP-712**

**\$256.95**



Dual output  
0-20V, 0-1A. 0-20V, 0-1A.

**WP-713**

**\$324.95**



Triple output 0-20V, 750mA.  
0-20V, 750mA. 5V, 4A.

**WP-714**

**\$368.95**

Want full technical details and a demonstration? Call toll-free, 1-800-523-3696, for the VIZ distributor nearest you.

### VIZ RELIABILITY

VIZ is a 50 year-old company. Our instruments are fully warranted, parts and labor, for a year. All items tested to NBS standards. We offer service and parts availability for a minimum of ten years. Over 15 repair depots in U.S.A.

# VIZ

**Look to VIZ for value, quality, availability.  
Over 70 instruments in the line—PLUS full accessories.**

VIZ Mfg. Co., 335 E. Price St., Philadelphia, PA 19144

CIRCLE 68 ON FREE INFORMATION CARD

NOVEMBER 1981

27



## EQUIPMENT REPORTS

continued from page 26

ratio of 60 dB (using a 1-millivolt input on channel 8). Primary image rejection on channel 8 is 58 dB; IF rejection is 45 dB. The IF limiter's AM suppression is rated at 46 dB.

Distortion from the unit is claimed to be less than 0.5% within 3 dB. IHF (Institute of High Fidelity) sensitivity is rated at 7 microvolts, with a 3-dB limiting sensitivity of 3 microvolts. Maximum signal-handling capacity is given as 200 millivolts. A front-panel OUTPUT


LEVEL control varies the audio-output level from zero to 1.5 volts for a 1-millivolt input.

Rear-apron terminals include two F-type TV connectors for coaxial cable; screw terminals are also available for twin-lead. Don't be misled by the separate left-channel and right-channel output jacks—this is not a stereo unit. The jacks are connected in parallel and merely assure that the input signal to your amplifier is balanced.

Housed in a wood-grain-finish plastic cabinet with an anodized-aluminum front panel, the unit measures  $6\frac{1}{2} \times 2\frac{7}{8} \times 5\frac{1}{2}$  inches and weighs  $2\frac{1}{2}$  pounds. It requires 117-volts AC for operation.

If you are interested in high-quality television audio, the Realistic model TV-20 merits your consideration. It sells for \$79.95, and is available at Radio Shack. **R-E**

## ADVANCE IS PROUD TO INTRODUCE the KEITHLEY Line of High Quality Digital Multimeters Featuring The New 130 Hand-Held DMM



**Rugged DMMs from Keithley** — all feature large, bright LCD display, easy-to-use rotary switches, externally accessible battery and fuse, 10A current range, diode test capability, low battery indicator, cushioned components.

**Model 131.** Similar to Model 130, with increased accuracy . . . . . **\$134**

**Model 130.** Our most popular model, the price/performance champ . . . **\$125**

**Model 135.** First  $4\frac{1}{2}$ -digit DMM with hand-held convenience . . . **\$235**

MODEL	ACCURACY					SENSITIVITY				
	DCV	DCA	ACV	ACA	$\Omega$	DCV	DCA	ACV	ACA	$\Omega$
130	0.5%	1%	1%	2%	0.5%	100 $\mu$ V	1 $\mu$ A	100 $\mu$ V	1 $\mu$ A	100m $\Omega$
131	0.25%	0.75%	1%	2%	0.2%	100 $\mu$ V	1 $\mu$ A	100 $\mu$ V	1 $\mu$ A	100m $\Omega$
135	0.05%	0.5%	1%	1.5%	0.2%	100 $\mu$ V	10 $\mu$ A	100 $\mu$ V	1 $\mu$ A	100m $\Omega$

Case \$10.00 Shipping \$3.00



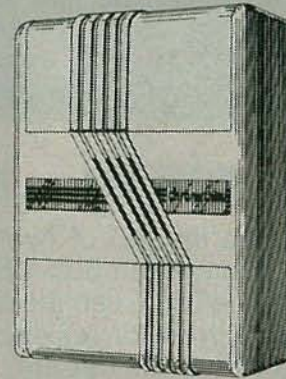
THE TEST EQUIPMENT SPECIALISTS  
TOLL FREE HOT LINE  
**800-223-0474**

54 WEST 45th STREET, NEW YORK, N.Y. 10036 212-687-2224

**ADVANCE ELECTRONICS**



## Chromatics Chroma Chime Electronic Door Chime



CIRCLE 103 ON FREE INFORMATION CARD

Chromatics	Chroma Chime											
OVERALL PRICE												
EASE OF USE												
INSTRUCTION MANUAL												
PRICE/VALUE												
	1	2	3	4	5	6	7	8	9	10		
	Poor			Fair			Good			Excellent		

THE CHROMA CHIME ELECTRONIC DOOR chime does a lot more than its name implies, as I recently discovered when my old doorbell gave up the ghost and had to be replaced.

It doesn't just go "ding-dong," like my old one (that one actually only went "clunk", which is one reason I replaced it), but can play several bars of any of 24 different melodies—from the standard Westminster chimes to "God Save the Queen" ("My Country 'tis of Three") or Rossini's "William Tell Overture"—with 21 more still to choose from.

The Chroma Chime also features two inputs; it will play one tune if there's someone ringing at the front door, and a different one if there's someone at the back.

It can be operated from two nine-volt batteries ("standby" current drain is less than 0.5  $\mu$ A) or, if a 12-to-16-volt bell transformer is already available—as would probably be the case if an old unit were being replaced—that power source can be used. If the Chroma Chime's built-in speaker isn't adequate for you (and I can hear it throughout

continued on page 32



# Now the stars are within your reach

## Movie Stars Concert Stars Sports Stars



Your favorite stars are coming off the satellites right now in one of the greatest selections of family and adult entertainment ever offered. And now there's a new satellite receiver system that puts it all within your reach - at a price that's within reach.

### The new Heathkit Earth Station

It includes a 3-meter *Satellite Antenna* with a single-axis adjustable mount that lets you direct your antenna to receive signals from the entire satellite arc. It's a heavy-duty, commercial-quality antenna, made by Scientific-Atlanta and designed for long, reliable performance.

*Special Low-Noise Amplifier and Down-Converter* converts signals to 500 MHz band for transmission on ordinary TV cable.

*The Receiver* features electronically-synthesized tuning for stable, drift-free reception, and 24 channel selections for a broad variety of programming. It even includes a special Zenith Space Command Remote Control so you can change programs without leaving your easy chair.

*Special Earth Foundation Kit* anchors your antenna firmly to withstand winds of up to 100 mph.

### Unique Site Survey Kit

You can trust Heath to do it right. The first step in establishing your station is the purchase of a special Site Survey Kit that includes everything you need to determine a clear line-of-sight to the satellites. So you know your location is correct before you buy the Station.

### Easy-to-follow, step-by-step assembly

Like all Heathkit products, the Satellite Earth Station includes a clearly written manual that guides you every step of the way through assembly and installation. And over-the-phone assistance is always available.

For complete details and prices on the Heathkit Earth Station and 400 other electronic kits for home, work or play, send today for the latest free Heathkit Catalog or visit your nearby Heathkit Electronic Center.\*



### Send for free catalog

Write to Heath Co., Dept. 020-836,  
Benton Harbor, MI 49022

### Visit your Heathkit Store

Heathkit products are displayed, sold and serviced at 56 Heathkit Electronic Centers in the U.S. See your telephone white pages for locations.



\*Heathkit Electronic Centers are units of Veritechnology Electronics Corporation.

Viewing of some satellite TV channels may require the customer to obtain permission from, or make payments to, the programming company. The customer is responsible for compliance with all local, state and federal governmental laws and regulations, including but not limited to construction, placement and use. For use only in Continental U.S.

# Heathkit



## EQUIPMENT REPORTS

continued from page 28

my house), an external speaker is available as an option.

### How it works

The heart of the *Chroma Chime* is a Texas Instruments TMS1000 microprocessor. That IC not only provides the logic needed to play the tune that is selected, but also carries all 24 tunes in its on-board ROM.

When a doorbell button is pressed, the microprocessor checks the melody-selector switches to see which tune is required. Having determined that, it then looks up the selected tune in its ROM and generates the appropriate audio output.

That signal is then amplified and processed to remove some of its square-wave characteristics and make it sound more like a chime or other musical instrument.

The user can select the tempo of the melody (how fast it will be played) and, by means of the DECAY control, how quickly the tones die away. The tempo circuitry also enriches the sound by generating a tremelo effect.

The audio output can be made to sound like anything from the output of

a signal generator to a sharply-plucked violin string. I've set mine to approximate the sound of a harpsichord.

The microprocessor automatically shuts off the device when the selection is ended, whether or not the doorbell button is still depressed. There is an exception to this, though. Several pieces ("The Star Spangled Banner," for example) have an "extended-play" option—if the button is still depressed, a few more bars will be played. Then the microprocessor shuts the unit off, extending battery life.

### Design and assembly

Although the *Chroma Chime* is available as an assembled unit, I chose to build the kit version.

The assembly manual is better written than average, and is well illustrated. The PC board is screened with the outlines of the components, to make things still easier for the builder.

Although the IC used is manufactured by TI, the unit itself was designed, and the manual written, in England. Here are a few hints that may simplify matters for those unfamiliar with life abroad:

First, English technology sometimes differs from our own. For example: a "skeleton pot" is a trimmer pot. Those pots are referred to as "RV1," "RV2," etc. "RV" probably stands for "resis-

tor, variable."

Also, transistor pinout is frequently "CBE" or "ECB," while ours is usually "EBC." It's possible that any of several transistors may have been included in your kit (all the types are illustrated) and it's necessary to check the part numbers against the pinouts shown in the manual to make sure that you're installing the components correctly.

(My kits contained several transistors whose numbers were identical, *except* for the last letter. Naturally, I ignored that letter and installed everything backwards. Fortunately, no harm was done. The transistors were removed and reversed, and the unit functioned as promised.)

The switches used to select the tunes are a bit unusual. The switch contacts are part of the PC-board foil pattern, and are contacted by spring-loaded wipers. Although unorthodox, the system works well.

The case is white plastic with concealed, but easily accessible, adjustment and battery compartments, and will blend in with most decorating schemes. Installation instructions are detailed and easy to follow.

The *Chroma Chime* is a clever application of LSI technology and, whether you buy it "ready to go," or as a kit, is

continued on page 36

# MRO solid state problems?

## 1,400 RCA SK Series +3,500 JEDEC\* Devices

## 4,900 MRO Solutions

To fill your solid state replacement needs — for MRO/industrial and consumer applications — see your RCA Distributor for copies of the 1981 RCA MRO Replacement Manual (1K6804) and the 1981 RCA SK Replacement Guide (SPG-202Z).

For a list of RCA Distributors, write to Sales Promotion Services, RCA Distributor and Special Products Division, 2000 Clements Bridge Road, Deptford, N.J. 08096.



For MRO/  
industrial applications  
Make replacements from your  
RCA Distributor's shelf with 3,500 RCA  
JEDEC and RCA commercial types.

For MRO/industrial and  
consumer applications  
1,400 SK replacements for more than  
170,000 domestic and foreign types.



# RCA SK Replacement Solid State

\*Joint Electron Device Engineering Council



# THE MULTIMETER LINE OF THE 80'S

Outstanding Features, Top Quality, Design,\* Competitive Prices.

## LINE OF MULTIMETERS

ANALOG	DIGITAL	
1H	1D	The Price Hit
2H	2D	The Professional
3E	3D	The Exclusive
	5D	The Winner of "if 80"

**FROM \$74.00 TO \$595.00**

## NEW METER DESIGN:

- Extra Large Display in a Pocket Size Meter
- Hand-Free Operation With Neck Strap
- Adjustable Read-Off Angle
- Automatic Battery Turn-Off
- Safety Probes



**MA 3E \$195.00**



**MA 3D \$235.00**



\*Designed by Porsche

subject to change without notice.

or write for additional information on our **LINE OF RECORDERS**



# The \$149<sup>95</sup> personal computer.



## Introducing the Sinclair ZX81

If you're ever going to buy a personal computer, now is the time to do it.

The new Sinclair ZX81 is the most powerful, yet easy-to-use computer ever offered for anywhere near the price: only \$149.95\* completely assembled.

Don't let the price fool you. The ZX81 has just about everything you could ask for in a personal computer.

### A breakthrough in personal computers

The ZX81 is a major advance over the original Sinclair ZX80—the world's largest selling personal computer and the first for under \$200.

In fact, the ZX81's new 8K Extended BASIC offers features found only on computers costing two or three times as much.

Just look at what you get:

- Continuous display, including moving graphics
- Multi-dimensional string and numerical arrays

\* Plus shipping and handling. Price includes connectors for TV and cassette, AC adaptor, and FREE manual.

- Mathematical and scientific functions accurate to 8 decimal places
- Unique one-touch entry of key words like PRINT, RUN and LIST
- Automatic syntax error detection and easy editing
- Randomize function useful for both games and serious applications
- Built-in interface for ZX Printer
- 1K of memory expandable to 16K

The ZX81 is also very convenient to use. It hooks up to any television set to produce a clear 32-column by 24-line display. And you can use a regular cassette recorder to store and recall programs by name.

**If you already own a ZX80**  
The 8K Extended BASIC chip used in the ZX81 is available as a plug-in replacement for your ZX80 for only \$39.95, plus shipping and handling—complete with new keyboard overlay and the ZX81 manual.

So in just a few minutes, with no special skills or tools required, you can upgrade your ZX80 to have all the powerful features of the ZX81. (You'll have everything except continuous display, but you can still use the PAUSE and SCROLL commands to get moving graphics.)

With the 8K BASIC chip, your ZX80 will also be equipped to use the ZX Printer and Sinclair software.

### Warranty and Service Program\*\*

The Sinclair ZX81 is covered by a 10-day money-back guarantee and a limited 90-day warranty that includes free parts and labor through our national service-by-mail facilities.

\*\*Does not apply to ZX81 kits.



**NEW SOFTWARE:** Sinclair has published pre-recorded programs on cassettes for your ZX81, or ZX80 with 8K BASIC. We're constantly coming out with new programs, so we'll send you our latest software catalog with your computer.



**ZX PRINTER:** The Sinclair ZX Printer will work with your ZX81, or ZX80 with 8K BASIC. It will be available in the near future and will cost less than \$100.



**16K MEMORY MODULE:** Like any powerful, full fledged computer, the ZX81 is expandable. Sinclair's 16K memory module plugs right onto the back of your ZX81 (or ZX80, with or without 8K BASIC). Cost is \$99.95, plus shipping and handling.



**ZX81 MANUAL:** The ZX81 comes with a comprehensive 164-page programming guide and operating manual designed for both beginners and experienced computer users. A \$10.95 value, it's yours free with the ZX81.



# The \$99<sup>95</sup> personal computer.

## Introducing the ZX81 kit

If you really want to save money, and you enjoy building electronic kits, you can order the ZX81 in kit form for the incredible price of just \$99.95\*. It's the same, full-featured computer, only you put it together yourself. We'll send complete, easy-to-follow instructions on how you can assemble your ZX81 in just a few hours. All you have to supply is the soldering iron.

### How to order

Sinclair Research is the world's largest manufacturer of personal computers.

The ZX81 represents the latest technology in microelectronics, and it picks up right where the ZX80 left off. Thousands are selling every week.

We urge you to place your order for the new ZX81 today. The sooner you order, the sooner you can start enjoying your own computer.

To order, simply call our toll free number, and use your MasterCard or VISA.

To order by mail, please use the coupon. And send your check or money order. We regret that we cannot accept purchase orders or C.O.D.'s.

**CALL 800-543-3000.** Ask for operator #509. In Ohio call 800-582-1364. In Canada call 513-729-4300. Ask for operator #509. Phones open 24 hours a day, 7 days a week. Have your MasterCard or VISA ready.

These numbers are for orders only. For information, you must write to Sinclair Research Ltd., One Sinclair Plaza, Nashua, NH 03061.

# sinclair

AD CODE 17 RE	PRICE†	QTY.	AMOUNT
ZX81	\$149.95		
ZX81 Kit	99.95		
8K BASIC chip (for ZX80)	39.95		
16K Memory Module (for ZX81 or ZX80)	99.95		
Shipping and Handling	4.95		\$4.95
To ship outside USA add \$10.00			
TOTAL			

MAIL TO: Sinclair Research Ltd., One Sinclair Plaza, Nashua, NH 03061.

NAME \_\_\_\_\_

ADDRESS \_\_\_\_\_

CITY/STATE/ZIP \_\_\_\_\_

† U.S. Dollars



## EQUIPMENT REPORTS

continued from page 32

a worthwhile investment for the homeowner.

The *Chroma Chime* kit sells for \$39.95, postpaid, from Chromatics, River Way, Harlow, Essex, England. An assembled version can be ordered for \$49.95 from Timely Products Corp., 222 W. Adams St., Chicago, IL 60606. **R-E**

### Ungar Model 4000 Hot Vac Desoldering System



CIRCLE 104 ON FREE INFORMATION CARD

Ungar		Hot Vac												
OVERALL PRICE														
EASE OF USE														
INSTRUCTION MANUAL														
PRICE/VALUE														
		1	2	3	4	5	6	7	8	9	10			
		Poor		Fair			Good			Excellent				

A TOOL-HAPPY TECHNICIAN LIKE MYSELF always enjoys finding something that really does the job. The *model 4000 Hot Vac* desoldering system from Ungar (Division of Eldon Industries, Inc., PO Box 6005, Compton, CA 90220) is just such a device. In operation, the solder is first melted, and then sucked into a reservoir by a built-in vacuum pump. The whole operation is very fast, and speeds up bench work considerably.

The system consists of two units: a small cabinet that houses the vacuum pump and motor, and the desoldering gun. The gun is connected to the cabinet by the vacuum line and the control wiring. The gun's heating element is set to the desired temperature by a control knob on the front of the cabinet.

The gun's screw-on tip is hollow. To desolder, simply place the tip of the gun over the solder you wish to remove, and when the solder has melted, push the button on the left side of the handle. That button starts the vacuum pump, and the solder is removed very quickly.

In a second or two, you're left with a clean lead and pad.

The melted solder goes through the tip of the iron into a reservoir at the top of the gun. The reservoir has a clear "window" on each side of the gun so that you can tell when it needs emptying. The maintenance required for the unit is minimal. A cotton ball is used to catch most of the solder in the reservoir. When it becomes clogged, all you do is unscrew a cap on the rear of the gun and remove and replace the ball—the unit comes with an ample supply of them. The gun tip should be cleaned after every 50-60 desoldering operations (that should cover a couple of days' average work) using a rod (more on that later) supplied with the unit. Cleaning, which serves to remove any solder not caught by the cotton ball, should be done with the tip hot. A secondary filter, near the cabinet in the vacuum line, should be cleaned with alcohol once a week.

Five different-sized tips are included with the unit. The tips can be changed even when hot—but I recommend using a pair of pliers, not your fingers! Everything you need to use the desoldering system comes with it: extra cotton balls, a spare fuse (3 amps), a cleaning sponge, and a kit of the cleaning rods. The cleaning rods (one for each tip size) and a small file are stored in a metal case that is attached to the cabinet by a chain, so that the rods are always there when you need them.

Using the *Hot Vac* is simple. The same knob is used to turn it on and to set the operating temperature. A red pilot light on the cabinet's front is lit when the unit is on. When you first turn the unit on, set the operating temperature to maximum and let the iron heat up for about 10 minutes; then select the temperature range you require. When the gun is not in use, it is slipped in the ceramic-lined holder on the side of the cabinet.

The only thing that is the least bit tricky about using the desoldering system is that you have to be careful not to hold the vacuum control-button down too long. If you do that, the air stream cools off the tip, and you have to wait until it heats up again before going on. One quick push is all you need; try it for yourself and you'll see.

Of course, the only way to see if something really works is to try it out. I set up the *Hot Vac* on a bench and located a discarded PC board from a junked TV-set. I was able to remove about 80 components in 45 minutes. They included everything from transistors and capacitors up to a couple of controls and a heavy-lugged transformer. I did have some trouble with the transformer; its lugs were 1/4-inch

continued on page 95

## Visit Your Heathkit Electronic Center\*

where Heath/Zenith Products are displayed, sold and serviced.

- PHOENIX, AZ**  
2727 W. Indian School Rd.  
602-279-6247
- ANAHEIM, CA**  
330 E. Ball Rd.  
714-776-9420
- CAMPBELL, CA**  
2350 S. Bascom Ave.  
408-377-8920
- EL CERRITO, CA**  
6000 Potrero Ave.  
415-236-8870
- LA MESA, CA**  
8363 Center Dr.  
714-461-0110
- LOS ANGELES, CA**  
2309 S. Flower St.  
213-749-0261
- POMONA, CA**  
1555 N. Orange Grove Ave.  
714-623-3543
- REDWOOD CITY, CA**  
2001 Middlefield Rd.  
415-365-8155
- SACRAMENTO, CA**  
1860 Fulton Ave.  
916-486-1575
- WOODLAND HILLS, CA**  
22504 Ventura Blvd.  
213-883-0531
- DENVER, CO**  
5940 W. 38th Ave.  
303-422-3408
- AVON, CT**  
395 W. Main St. (Rt. 44)  
203-678-0323
- HIALEAH, FL**  
4705 W. 16th Ave.  
305-823-2280
- PLANTATION, FL**  
7173 W. Broward Blvd.  
305-791-7300
- TAMPA, FL**  
4019 W. Hillsborough Ave.  
813-886-2541
- ATLANTA, GA**  
5285 Roswell Rd.  
404-252-4341
- CHICAGO, IL**  
3462-66 W. Devon Ave.  
312-583-3920
- DOWNERS GROVE, IL**  
224 Ogden Ave.  
312-852-1304
- INDIANAPOLIS, IN**  
2112 E. 62nd St.  
317-257-4321
- MISSION, KS**  
5960 Lamar Ave.  
913-362-4486
- LOUISVILLE, KY**  
12401 Shelbyville Rd.  
502-245-7811
- KENNER, LA**  
1900 Veterans Memorial Hwy.  
504-467-6321
- BALTIMORE, MD**  
1713 E. Joppa Rd.  
301-661-4446
- ROCKVILLE, MD**  
5542 Nicholson Lane  
301-881-5420
- PEABODY, MA**  
242 Andover St.  
617-531-9330
- WELLESLEY, MA**  
165 Worcester Ave.  
617-237-1510
- DETROIT, MI**  
18645 W. Eight Mile Rd.  
313-535-6480
- E. DETROIT, MI**  
18149 E. Eight Mile Rd.  
313-772-0416
- HOPKINS, MN**  
101 Shady Oak Rd.  
612-938-6371
- ST. PAUL, MN**  
1645 White Bear Ave.  
612-778-1211
- BRIDGETON, MO**  
3794 McKelvey Rd.  
314-291-1850
- OMAHA, NE**  
9207 Maple St.  
402-391-2071
- ASBURY PARK, NJ**  
1013 State Hwy. 35  
201-775-1231
- FAIR LAWN, NJ**  
35-07 Broadway (Rt. 4)  
201-791-6935
- AMHERST, NY**  
3476 Sheridan Dr.  
716-835-3090
- JERICHO, L.I. NY**  
15 Jericho Turnpike  
516-334-8181
- ROCHESTER, NY**  
937 Jefferson Rd.  
716-424-2560
- N. WHITE PLAINS, NY**  
7 Reservoir Rd.  
914-761-7690
- CLEVELAND, OH**  
28100 Chagrin Blvd.  
216-292-7553
- COLUMBUS, OH**  
2500 Morse Rd.  
614-475-7200
- TOLEDO, OH**  
48 S. Byrne Rd.  
419-537-1887
- WOODLAWN, OH**  
10133 Springfield Pike  
513-771-8850
- OKLAHOMA CITY, OK**  
2727 Northwest Expressway  
405-848-7593
- PORTLAND, OR**  
— see Vancouver, WA
- FRAZER, PA**  
630 Lancaster Pike  
(Rt. 30)  
215-647-5555
- PHILADELPHIA, PA**  
6318 Roosevelt Blvd.  
215-288-0180
- PITTSBURGH, PA**  
3482 Wm. Penn Hwy.  
412-824-3564
- WARWICK, RI**  
558 Greenwich Ave.  
401-738-5150
- DALLAS, TX**  
2715 Ross Ave.  
214-826-4053
- FORT WORTH, TX**  
6825-A Green Oaks Rd.  
817-737-8822
- HOUSTON, TX**  
1704 W. Loop N.  
713-869-5263
- SAN ANTONIO, TX**  
7111 Blanco Road  
512-341-8876
- MIDVALE, UT**  
58 East 7200 South  
801-566-4626
- ALEXANDRIA, VA**  
6201 Richmond Hwy.  
703-765-5515
- VIRGINIA BEACH, VA**  
1055 Independence Blvd.  
804-460-0997
- SEATTLE, WA**  
505 8th Ave. N.  
206-682-2172
- TUKWILA, WA**  
15439 53rd Ave. S.  
206-246-5358
- VANCOUVER, WA**  
516 S. E. Chkalov Drive  
206-254-4441
- MILWAUKEE, WI**  
5215 W. Fond du Lac  
414-873-8250

\*Units of Veritechnology Electronics Corp. CP-199R2



# WHAT'S THE KEY TO BUYING A COMPUTER?

Look beyond the computer. Look at how the total system—hardware, software, support, service—meets your needs, today and tomorrow. That's the key. When you choose a computer source, you choose a long term partner who must stand by you with total support. And no one stands by you like Heath/Zenith.

## Software

Including word processing, business applications, versatile utility programs, and the Heath Users' Group library of over 500 low-cost programs for home, work or play.

And a choice of three operating systems, including CP/M by Digital Research for compatibility with thousands of popular CP/M programs.

## Languages

For your own custom programs, Microsoft languages are available in BASIC (compiler and interpreter), FORTRAN and COBOL.

## Self-Study Courses

Learn at your own pace with *Programming Courses* that teach you to write and run your own programs in Assembly, BASIC, Pascal or COBOL.

For the business person, *Computer Concepts for Small Business* helps you evaluate the ways a computer can benefit your business. And for the novice, *Personal Computing* is a complete introduction to computer fundamentals and BASIC Programming.

## Support

Before and after the sale we work with you to configure the system that serves you best. We help you get your system up and running smoothly. Assistance is always just a phone call away.

## Service

Friendly, experienced technicians are available, either over the phone or at any of the 56 Heathkit Electronic Centers nationwide.

## Visit your Heathkit Electronic Center\*

Pick the store nearest you from the list at left. And stop in today for a demonstration of how Heath/Zenith Computer Systems can serve you. If you can't get to a store, send \$1.00 for the latest Heathkit Catalog and the new Zenith Data Systems Catalog of assembled commercial computers. Write to Heath Co., Dept. 020-834, Benton Harbor, MI 49022.

Pick a strong partner.  
**Heath/Zenith & You.**

## HEATH/ZENITH

Your strong partner



\*Units of Veritechnology Electronics Corporation in the U.S.  
Specifications subject to change without notice.



# If you have put off learning more electronics for any of these reasons, act now!

- I don't have the time.
- High school was hard for me and electronics sounds like it may be hard to learn.
- I can't afford any more education.
- I have a family now.
- I'm here. You're there. I've never learned that way before. I'm not sure it will work for me.

**Read the opposite page and see how you can get started today!**



**Be honest with yourself. Are the reasons really excuses? You already know enough about electronics to be interested in reading this magazine. So why not learn more? If you need encouragement, read on and see how excuses can be turned into results.**

**You don't have the time.** Be realistic. All you have in life is a period of time. Use it. Try to know more tomorrow than you do today. That's the proven way to success. CIE studies require just about 12 hours of your time a week, two hours a day. You probably do have the time.

**Electronics sounds like it may be hard to learn.** You already know something about electronics or you wouldn't be reading this. Now, build on that. CIE Auto-Programmed® Lessons help you learn. Topics are presented in simple, logical sequence. All text is clear and concise for quick, easy understanding. You learn step by step, at your own pace. No classes to attend. Nobody pressures you. You can learn.


**You can't afford any more education.** Actually, you can't afford NOT to gain the skills that can put you ahead of the others. You know what inflation is doing to you now. Education—learning a skill—is an inflation-fighter that can be yours. If you are not able to pay full tuition now, CIE will lend you funds on a monthly payment plan.

**You have a family now.** All the more reason why you have the responsibility to advance yourself. For the sake of your family. Do you want them to have what you had or have more than you had? The choice is yours. Electronics is a rewarding career choice. CIE can help you to get started on that career.

**You're there. We're here. How does CIE help you learn?** First, we want you to succeed. You may study at home, but you are not alone. When you have a question about a lesson, a postage stamp gets you your answer fast. You may find this even better than having a classroom teacher. CIE understands people need to learn at their own pace. When CIE receives your completed lesson before noon any day of the week, it will be graded and mailed back the same day with appropriate instructional help. Your satisfaction with your progress comes by return mail. That's how CIE helps you learn.

## NOW, IF YOU AGREE CIE TRAINING CAN WORK FOR YOU, HOW ELSE CAN CIE HELP YOU?

Cleveland Institute of Electronics is the largest independent home study school in the world that specializes exclusively in electronics. Although "big" does not always mean "best," it is evidence that CIE is a strong, successful institution with the people and resources to help you succeed.



### Step-by-step learning includes "hands-on" training.

The kind of professional you want to be needs more than theory. That's why some of our courses include the Personal Training Laboratory, which helps you put lesson theory into actual practice. Other courses train you to use tools of the trade such as a 5MHz triggered-sweep, solid-state oscilloscope you build yourself—and use to practice troubleshooting. Or a Digital Learning Laboratory to let you apply the digital theory that's essential today for anyone who wants to keep pace with electronics in the eighties.



### Your FCC License can impress employers.

For some electronics jobs, you must have your FCC License. For others, employers usually consider it a mark in your favor. Either way, your License is government-certified proof of your knowledge and skills. More than half of CIE's courses prepare you to pass this exam. Surveys show that some 80% of CIE graduates who take the exam are successful.

### Find out more! Today. Now.

There's a card with this ad. Fill it in and return. If some other ambitious person has already removed it, use the coupon.

You'll get a copy of CIE's free school catalog, along with a complete package of personal home study information.

For your convenience, we'll try to arrange for a CIE representative to contact you to answer any questions you may have.

If you are serious about a rewarding career, about learning electronics or building on your present skills, your best bet is to go with the electronics specialists—CIE. Mail the card or coupon today or write CIE (please mention the name and date of this magazine), 1776 East 17th Street, Cleveland, Ohio 44114.

This could be the best decision you've made all year.

### Associate Degree

Now, CIE offers an Associate in Applied Science Degree in Electronics Engineering Technology. In fact, all or most of every CIE Career Course is directly creditable towards the Associate Degree.

### "If you're going to learn electronics, you might as well learn it right?"

*John Cunningham  
Senior Technical Director*



## CIE Cleveland Institute of Electronics, Inc.

1776 East 17th Street, Cleveland, Ohio 44114  
Accredited Member National Home Study Council

**YES...** I want to learn from the specialists in electronics—CIE. Send me my FREE CIE school catalog...including details about the Associate Degree program...plus my FREE package of home study information.

Print Name \_\_\_\_\_

Address \_\_\_\_\_ Apt. \_\_\_\_\_

City \_\_\_\_\_

State \_\_\_\_\_ Zip \_\_\_\_\_

Age \_\_\_\_\_ Phone (area code) \_\_\_\_\_

Check box for G.I. Bill bulletin on Educational Benefits:  Veteran  Active Duty


**MAIL TODAY!**

RE-24



# FIVE NEW MEASURABLE ADVANTAGES

## EZ-6110 & EZ-6220 Digital Multi-Meters With 10 Amp AC/DC Range



- Unprecedented Five-Year Warranty!
- Autoranging on Volts and Ohms
- Range hold button for manual operation override (EZ-6110)
- Measures AC/DC Volts, AC/DC Amps, AC/DCMA and Ohms
- Easy-to-read 3½ digit display
- Autopolarity
- Low battery drain, 300 hours continuous operation
- Low battery warning sign
- Low Power and Normal Ohm ranges
- Continuity Buzzer (EZ-6110)
- Safety fused

### RANGES

#### EZ-6110

DCV 0-1000	5-Autoranges
ACV 0-600	4-Autoranges
AC/DCA 0-10	1-Range
AC/DCMA 0-200	2-Ranges
Ω 0-2000KΩ	5-Autoranges
Low Power Ω: 0-2000KΩ	4-Autoranges
Continuity Buzzer	

#### EZ-6220

DCV 0-1000	5-Autoranges
ACV 0-600	4-Autoranges
AC/DCA 0-10	1-Range
AC/DCMA 0-200	1-Range
Ω 0-2000KΩ	5-Autoranges
Low Power Ω: 0-2000KΩ	4-Autoranges

## PSI-8031 Phase Sequence and Open Phase Indicator



- Tests for both Phase Sequence and Open Phase
- Large window for easy viewing of rotating Phase Sequence disc
- Lamps on front panel indicate Open Phase
- Checks a variety of 3-phase power sources from 110ACV to 600ACV
- Sealed against dust
- No exposed metal parts
- Shock resistant plastic housings
- Designed to work at a frequency of 50-60Hz
- Large industrial-size alligator clips with color coded insulators
- Palm-size, lightweight
- Comes with Soft-Pak carrying case
- Warranted for six (6) months

For more information on the AWS line of test instruments call your distributor today or contact A.W. Sperry Instruments Inc., 245 Marcus Blvd., Hauppauge, N.Y. 11788. 800-845-5398 Toll-Free (New York, Hawaii, Alaska call collect 516-231-7050).

## SPM-2011 & SPM-2012 Digital Snap-Around AC Power Meters



- Autoranging and Autozeroing
- Large, easy-to-read 3½ Digit LCD display
- Measures true rms
- Read voltage, current and power without having to interrupt or shut-down service or equipment
- Practically free from the influences of external magnetic fields
- Large jaws accept conductors up to 1½ inches O.D.
- Easy one-hand operation
- Extremely safe
- Analog output cord can be attached to recorder for continuous AC monitoring
- Data Hold switch to freeze reading in dimly lit areas.
- Warranted for six (6) months

### RANGES

#### SPM-2011

ACV 0-600 Vrms	2-Autoranges
ACA 0-20 Arms	2-Autoranges
AC Power 0-20kW	2-Autoranges

#### SPM-2012

ACV 0-600 Vrms	2-Autoranges
ACA 0-200 Arms	2-Autoranges
AC Power 0-200kW	2-Autoranges

**A.W. SPERRY INSTRUMENTS INC.**  
**The Measurable Advantage**

CIRCLE 27 ON FREE INFORMATION CARD

See Us At  
MIDCON '81  
Booth #34



# NEW TECHNOLOGY

# VIDEOTEX

## INFORMATION EXPLOSION FOR TV

RICHARD LARRATT

**KEYFAX PUZZLES**

T	H	E	A	T	R	E
R	C	H	H	S	A	
A	C	T	R	E	S	S
S	E	R	E			
H	A	R	N	E	S	S

Which of the words listed below make a crossword out of the empty grid?

ACTRESS HARNES IMPRESS THEATRE TREASON  
APPLE EASES ENTER HANDS THERE TRASH  
TRUST

**CarFax Auto Reports**

JAGUAR XJ12 L



Press 1 This car's specifications  
2 Your Carfax report  
3 To leave Carfax

*You'll soon be able to receive a lot more on your TV set than news, movies, and soap operas. Videotex will bring you information that you want and need, and make a considerable impact on your life-style.*

IN CASE YOU HADN'T HEARD, WE'VE BEEN CAUGHT UP IN AN INFORMATION revolution. We've already become accustomed to receiving news from around the world—and even from beyond it—instantaneously on our television sets via satellite. Fifteen years ago that was almost a miracle.

In many parts of the country we are becoming a wired society—with news, movies, sporting events, etc. available to us on any number of television channels, 24 hours a day. Only a few could conceive of such a thing just ten years ago!

Those of us with home computers can now avail ourselves of all sorts of information utilities—news, data bases, whole libraries of information. Farmers can get the latest on soybean futures; investors, the current state of the stock market. *Five* years ago, that was just the beginning of a dream.

Today's recipe follows in a moment.....



Today, as you read this, there is more information, on more subjects, available more rapidly and readily through electronic communications to anyone with considerably less than a thousand dollars to spend on personal computing equipment than was available to the President of the United States not too long ago.

In the next few years all that information—and more—will be accessible, in one form or another, to anyone who cares to do more with his TV set than just watch movies. The name of the game is: videotex.

"Videotex" is a term applied to any system that uses several of the "unused" lines of a video field (actually the vertical blanking interval—the dark

band you see when your TV picture starts to roll) to send information that can be decoded to appear as text or illustrations on a TV screen. If you were to watch it, a line used for videotex would appear to sparkle as the data was transmitted on it.

Perhaps the closest thing to videotex with which we are familiar is the closed-captioning service for the deaf currently provided by the ABC, NBC, and PBS television networks. Closed captioning provides deaf viewers with subtitles for selected programs. The information is transmitted

**BASEBALL**  
CUBS

	1	2	3	4	5	6	7	8	9
CUBS	/	/	/	/	/	/	/	/	/
METS	/	/	/	/	/	/	/	/	/
	RUNS	HITS	ERRORS	ON BASE					
CUBS	/	/	/	/					
METS	/	/	/	/					

**KEYFAX NEWS**

The space shuttle Columbia has landed safely at Edwards Air Force base in California.

Touchdown on the Rogers Dry Lake was about three minutes early, at 12:25pm Chicago time.

All the critical maneuvers essential for a safe return were performed perfectly.

An estimated 100,000 had gathered at the site to view the historic landing.





FIG. 1—BY REQUESTING THE APPROPRIATE page number, you can receive detailed weather and travel information—including weather maps.

on one of the unused lines in the TV picture and, through a decoding device, is superimposed over the image being viewed.

Videotex uses several lines from the vertical blanking-interval to carry both video and textual information in digitized form for decoding and use by viewers equipped with devices designed to extract that information and display it on the screen. How it is done will be described in detail in the second part of this article.

What makes videotex different from closed captioning is the fact that the data is transmitted at a much more rapid rate—typically 5.727272 MHz—and is not tied into the “real-time” image normally seen. Not just one or two lines of text are available, but whole *pages*—up to several hundred of them—can be selected by a viewer with a videotex decoder. And that includes not only text, but pictures, as well; detailed weather information (Fig. 1) is as easy to receive as the words “RAIN TOMORROW.”

Through videotex, the viewer can have over-the-air access to local or international news; information of special interest to him, such as weather or financial reports; or even local shopping information. The Sears catalog, currently being distributed in test areas on videodisc, could be available nationwide by means of videotex.

And that last item leads us into the other application of videotex, for, if the system is interactive, the user can not only look at the items in the catalog, but also *purchase* them.

As we described videotex originally, any one of a number of “pages” could be selected for viewing, for the information of the user. While, in many instances, that type of service would be all that was required, it would frequently be convenient for the user to be able to respond to the information he received.

For example, let’s say that you wanted to know who had flights from your airport to New York (or from New York to somewhere else) on a

given date, and what the rates were. With videotex that would be easy.

Suppose that you found a flight that was convenient for you and wanted to make a reservation. With *interactive* videotex, you could request a reservation on that flight, pay for it with a credit card, and receive a confirmation...all in a minute or so!

Similarly, you could look through a catalog, or the video flyer from a local market, and make your purchases—for delivery, or to be picked up later when it was more convenient for you.

### Interactive videotex

Obviously, you can’t talk back to your TV set—otherwise you’d have done it long ago! Even with a simple videotex decoder, the best you can do is select the page(s) of information you want. What’s needed is something more.

Fortunately, digital-computer communications created the need for a device known as the *modem* (for *MOD*ulator/*DEM*odulator). That device allows




FIG. 3—ANTIOPE, THE FRENCH videotex system, uses a parallel-attribute system that permits higher-quality graphics.



FIG. 2—THE BLACK LINES between different-colored areas are characteristic of the serial-attribute system used by Prestel.



FIG. 4—TELIDON ALLOWS shapes and special character-sets to be defined and then recalled by a single command.



you to transmit digital information over telephone lines as audio tones. So, by adding a keyboard and modem to your videotex setup, you can talk back to a computer connected to a videotex system.

For example, if you find a flight to New York that meets your requirements, you can dial a telephone number connecting you with your nearest videotex center and request a reservation on that flight...and receive immediate confirmation. And, if that flight is booked-up, you can make the next-best choice. All on the spot.

Perhaps that sounds a bit familiar to you—like the two-way *Qube* system currently in use over cable-TV in the Columbus, OH area. *Qube* does allow viewer response, but only to a limited degree—both as regards the degree of response and the subjects to which you can respond. Also, it is available *only* over cable. *Qube* is pre-programmed to look for simple "yes" or "no," or numerical, responses. Videotex can offer a lot more.

#### Equipment needed

To receive non-interactive videotex the only thing that needs to be added to your existing TV receiver is a *decoder*. The decoder can be considered to have five main sections: a data-acquisition unit, RAM (Random Access Memory), ROM (Read Only Memory), a video generator, and a means for the user to control the decoder. A representative videotex system is shown in Fig. 5.

The data-acquisition unit performs two functions. First, it "tunes in" on the vertical-blanking lines carrying the videotex information—acting like a very selective TV receiver, as it were. Second, it takes that information and translates it from the analog format used to send it over the air (or cable) into a digital format (a series of logic-1's and 0's) that can be used by the decoder's digital circuitry.

In the process it also converts the incoming data from serial to parallel format. (That is necessary because, while the data is originally in parallel format—with all the bits making up a single character or picture element (*pixel* or *pel*) arranged side-by-side in one block—the bits have to be sent serially, one after the other, if they are to be transmitted on a video line.)

The RAM is used to store the data, since it is received at a rate different from that at which it will be displayed on the TV screen.

The ROM is pre-programmed with the information necessary to translate the digital information containing the characteristics of a character or pixel into a video image. In more sophisticated units, it may also contain a program for overall control of the entire decoder. In that context, a micro-

processor would be involved.

The video generator takes the data output by the character/pixel-generator ROM and turns it into a composite-video signal, similar to that from a TV camera. The signal can either be fed directly to a video monitor, or can be superimposed on a carrier generated by a RF-modulator and fed to the antenna terminals of a TV receiver.

Finally, the controller, usually in the form of a numeric keypad in receive-only installations, allows the user to select which page of videotex information he wishes to see.

While it sounds complex, an installation of that sort would fit easily into a case the size of a cable-TV translator.

A two-way installation would not require much more. The added element would be a communications interface—and possibly a typewriter-style keyboard—that would allow the user to

Most cable-TV systems whose applications are under consideration today will provide two-way communications, when they are put into service. A dedicated cable channel (or over-the-air channel) can transmit enormously more videotex information than can a few lines of the vertical blanking-interval.

The cable-system operators are aware of what the future holds, and the communities whose franchises they are competing for also know that they will want more than just piped-in entertainment. They will want to have the ability to use their cable systems to get information *out* of their homes as well as into them.

#### What's available today

To date, videotex systems are still in the testing stage, with much of the testing having been done outside the United

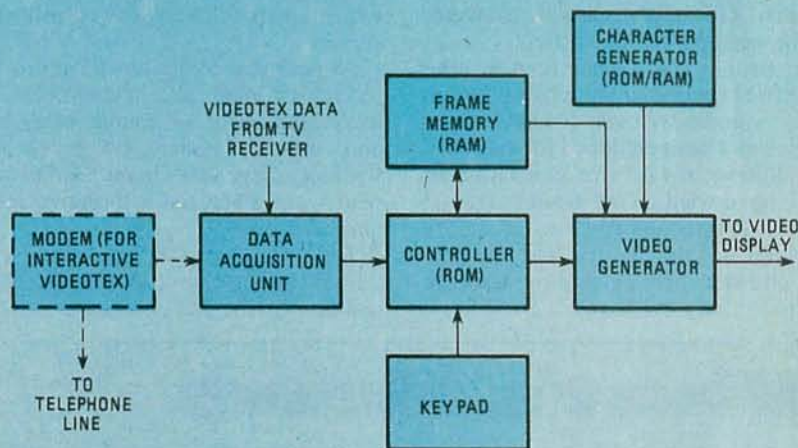


FIG. 5—THE MODEM shown at left is required for interactive videotex using telephone lines. Two-way cable service would use an interface between the user's keypad or keyboard and the cable line.

become more than a viewer and talk back to the system in more than simply "Show me page such-and-such" terms.

With an over-the-air videotex system, that communication would have to be via telephone. Such an arrangement would require a modem, the device that allows digital information (as opposed to speech) to be transmitted over telephone lines. The modem would allow the videotex user to interact with the information he had requested from over-the-air transmissions through his decoder.

By dialing a phone number and giving his access code to a computer, he could say, in effect, "I see that flight 901 is open to San Francisco. Please book me one first class seat on that flight." The airline-booking computer would accept his request, make the reservation (if it were still available), and charge the flight to his credit card. If the flight were booked up, the computer might suggest several alternates.

States. A number of tests have taken place, or are now under way in this country, as well. Among the TV stations involved are WFLD in Chicago, WETA in Washington, DC, and KCET in Los Angeles.

There are three major systems competing for acceptance, with several others in use in various parts of the world such as Germany and Japan. All offer one-way or interactive service, but differ in the way information is transmitted, decoded, and displayed on the video screen.

The British *Prestel* (*PRESs TELEphone*) uses what's called a *serial attribute* system (no relation to the serial-transmission format referred to earlier). It can transmit both text and images. The images, however, are rather low in resolution (see Fig. 2), being made up of rather large pixels. A version of *Prestel*, called *Picture Prestel* allows full-color still video-frames to be transmitted. (Other systems also have this capability. The drawback, as



we'll see later, is the length of time it takes to transmit the picture.)

*Antiope*, from France, uses a *parallel-attribute* system. It permits somewhat more detailed images, without some of the limitations inherent in the Prestel system. An example of *Antiope* is shown in Fig. 3.

The third system, *Telidon* (from a combination of Latin and Greek for "distant image"), was developed in Canada, and is more flexible than either of the others. It also uses a parallel-attribute system but, instead of relying on shapes stored in the decoder's ROM, can *download* (transmit from the system's master memory to the memory of the user's decoder) specific shapes that can be used for the application at hand and called up by a single command. An example of *Telidon*'s capabilities is shown in Fig. 4.

Detailed descriptions of the formats of each of those systems will be covered in the next part of this article.

In Britain and France (and in other countries related to them by culture or video standards) over 100,000 households have been equipped for videotex. In addition, *public* videotex terminals have been tried on a limited basis.

Both Prestel and *Antiope* have been sampled in this country, but the general and specific results of the tests are yet to be fully evaluated.

The Canadian *Telidon* system is just starting to make its presence known here, although it has seen use in other parts of the world. Trials of *Telidon* are underway by organizations such as Time, Inc., the Times Mirror Cable Co., and AT&T. The first intends to make as many as 24 "magazines" available over the system. AT&T has petitioned the FCC to make the *Telidon* system the U.S. videotex standard.

Currently the EIA (Electronic Industries Association) is developing a set of standards which it hopes will be adopted for use in this country. The FCC is expected to start evaluating that proposal this year.

### What's coming

While it was probably conceived with the general public in mind, most applications of videotex to date have been directed to the businessman, who, it was felt, could well afford its services.

As personal computers have proven, though (through the introduction and increasing use of the Source, MicroNet, and other, smaller, computer networks), there are many *individuals* who want and need interactive information utilities.

The "magazine" format would seem to indicate the response of large organizations to the public's wishes. Also,

banks, whose managers previously felt that their computers might be "invaded" by personal computers, are beginning to open their doors to videotex transactions, seeing the videotex system as a protective buffer between their systems and the users'.

Along those same lines, owners of personal computers will soon be able to use local videotex systems (in both the interactive mode and the *creative* mode—where data, and not just responses, can be entered into the system) with a simple addition to their own systems. Norpak of Canada has announced a plug-in board for the *Apple II* computer for *Telidon*. Even better, there should be a module available soon for Radio Shack's *TRS-80 Color Computer*, since it uses the same microprocessor (the 6809) as the terminal that was originally designed for the *Telidon* system. You may soon be able to walk into your local Radio Shack store and walk out with a plug-in videotex system for under \$500!

As it proliferates, videotex will be the means by which you'll obtain the information *you* need, and transact your personal business—as well as, perhaps, earn your living—without leaving home. It's part of the information revolution.

Next month we'll discuss the technology behind the various videotex systems. **R-E**

## What's News

### Electricity from coal, without pollution


Dr. Richard Williams, Fellow of the technical staff of RCA Labs, Princeton, NJ, has patented a process that uses coal to produce electricity, without burning the coal, eliminating the air pollution that is normally caused by common coal-burning generators.

The conversion is not direct. The process starts with passing steam over hot coal, producing carbon monoxide and hydrogen. (This process is used to make the so-called "water gas" used in many cities.)

The carbon monoxide is then reacted with hot sodium hydroxide to form sodium formate that can then be used in a fuel cell to generate electricity. The remaining hydrogen is also usable in a fuel cell.

Originally conceived about 150 years ago, fuel cells—in which the oxidation of a gaseous fuel produces electricity in a continuous process—have been used to provide energy for spacecraft. Now, because of the energy shortage, they may be able to produce electricity economically for many earthbound applications.

Dr. Williams points out that a coal-fired steam plant can convert only about 30 percent of the coal's energy to electricity, while producing undesirable pollution. The fuel cell can convert as much as 50 percent of the coal's energy to electricity,



Dr. RICHARD WILLIAMS of RCA shows the steps in his method of using steam and coal to produce electricity efficiently.

without producing pollutants during the process.

RCA will grant non-exclusive licenses to use the Williams patent.

### Cellular system for mobile two-way phone

The FCC has granted approval to "cellular" mobile radiotelephony. In cellular communication, a service area—such as a city—is divided into small areas, called "cells," each with its own low-

power transmitter. Thus, a taxi company or other service would not need to cover an entire city with just one station; instead, it would use several small ones. Each of those stations would be designed to cover its own "cell" efficiently while causing as little interference as possible in adjoining cells. As vehicles move from cell to cell, communications would be switched electronically from one transmitter to the next.

The cellular approach will allow many more telephone calls to be handled at the same time than is possible with the present two-way phone service. Highly successful tests of the cellular system have been carried out under preliminary FCC rules by Illinois Bell in Chicago and by Motorola in Washington, DC.

Radio common carriers are looking forward to the coming system with a mixture of anticipation and concern. Says Bernard Kahn, of a large Chicago communications service: "Cellular is so efficient that by the year 2000—at the least—it will carry practically all forms of portable communications. We've been waiting for this moment for more than 10 years."

Yet he expressed the fear of possible wire-line company domination that is worrying many independent common carriers. "Our greatest concern," he said, "is that the Bell System—directly or indirectly—might be handed a virtual monopoly on cellular systems. The FCC's own Common Carrier Bureau and the Justice Department have also gone on record with the same concern." **R-E**



# BUILD THIS

## Low Frequency Filter



## for your Hi-Fi

*As your sound system gets better you can hear more—sometimes more than you want to. This simple, low-cost filter will get rid of rumble and acoustic feedback without affecting the quality of the audio.*

By JOSEPH M. GORIN

IMPROVING AUDIO SYSTEMS ELECTRONICALLY is what signal processors are all about; the LFF (Low Frequency Filter) described here can improve the quality of reproduction from the low-frequency end of your sound system. The LFF helps eliminate three types of low-frequency problems: subaudible (too low in frequency to be heard) rumble, audible rumble, and acoustic feedback. By taking advantage of modern recording practices, and the characteristics of stereo discs, the LFF can filter out those annoyances without affecting the music.

### Stereo recording conventions

A stereo phonograph record uses both walls of a groove to carry the right- and left-hand channel information. The continuously-changing positions of those walls relative to the position of the stylus of your cartridge cause it to move and to generate electrical signals which eventually are heard as sound. Figure 1-a shows the cross-section of a groove when only the right channel is modulated. Notice how the left wall remains stationary while the right wall moves. Also note that the stylus not only moves from side to side, but vertically, as well.

In the days before stereo, both walls moved together *horizontally*, as shown in Fig. 1-b. To permit stereo

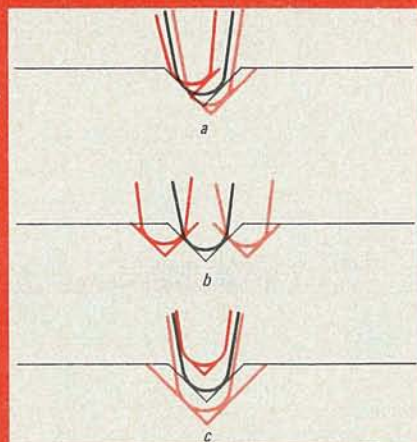


FIG. 1—CROSS SECTION OF a stylus in a record groove during right-channel, horizontal (mono), and vertical (out-of-phase) modulation.

equipment to play monophonic recordings, a monophonic signal was defined as one having equal strength in both channels, causing the left wall to recede while the right wall advanced (and vice versa), moving the groove only horizontally.

Consider what would happen if the walls were to converge, as shown in Fig. 1-c. A large signal could easily make the groove disappear, or cause distortion when the contact point of the stylus changed as the groove got smaller. Fortunately, that can only hap-

pen with large out-of-phase signals, which, because phono pickups are velocity sensitive, tend to occur only at low frequencies.

When high-quality recording techniques—such as direct-to-disc—are used, long-wavelength, low-frequency signals occur only in-phase, since the microphones used are closely spaced in comparison with the wavelength of the sound. Large vertical excursions of the stylus will not take place under these conditions.

When multi-track recording is used, though, many signals having a multitude of phase relationships are mixed together. To eliminate the possibility of out-of-phase low-frequency signals finding their way onto a record produced using multi-track equipment, a circuit similar to that of the LFF is used to make the low frequencies monophonic (in-phase) and avoid that situation. Pure-vertical audio signals are not found on most records.

Vertical noise, though, is another matter. There are two kinds of low-frequency noise on a record—warp and rumble. All records, even the best, are warped to some degree. As the stylus tracks a warped record, it follows the vertical excursion of the warp and passes that on to your system. Much warp energy lies below audible frequencies and cannot be heard (al-



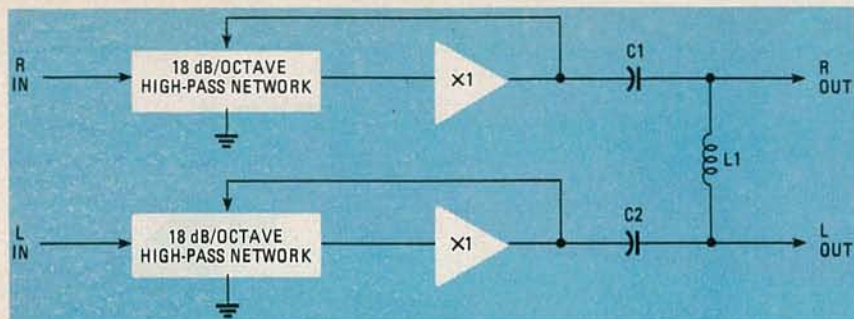


FIG. 2—THE L-C NETWORK in this block diagram shorts the left and right channels together at frequencies below 140 Hz, cancelling out-of-phase signals.

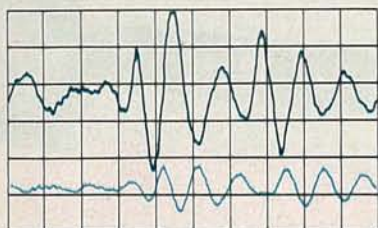


FIG. 3—SPECTRUM ANALYSIS of the "silent" groove of a record with considerable rumble. The upper curve is the input to the LFF, the lower curve is the output.

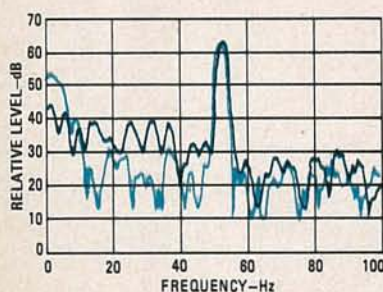


FIG. 4—THIS IS A spectrum analysis of the low-level, low-frequency introduction to a song. The upper curve is the input to the LFF, the lower curve the output from the LFF. Note how audio peak is unchanged by filter.

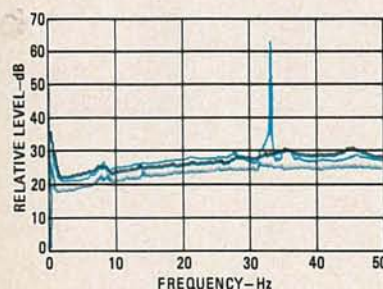


FIG. 5—FREQUENCY RESPONSE OF THE SYSTEM. Note how thoroughly the 30-dB peak (middle curve) is removed by the LFF (upper curve).

though it can affect your speakers), but many warps have an audible component as well.

All turntables have rumble. It usually results from noisy motor bearings and its vertical component is picked up by the stylus. However, with a good turntable, rumble is usually insignificant and is outweighed by the rumble cut into most records. That rumble exists because it is very hard to move the

massive head of the cutting lathe across the master disc (known as the *lacquer*) when it is being prepared. The vertical component of the noise from the bearings in the lathe is transmitted to the cutting head, and to the lacquer. Eventually it winds up as part of your record.

#### Direct and indirect effects of noise

The direct consequence of the vertical modulation of the record groove that we have been discussing is low-frequency noise that detracts from the quality of the sound (and our enjoyment of it). This direct effect, however, is quite rare. It is noticeable only in high-end systems that are capable of

reproducing the bottom octave of the audio spectrum.

The indirect effects arise from the larger-amplitude subaudible signals. They can cause very large excursions of the speaker system's woofer. When the woofer's cone is displaced significantly, the sensitivity of the speaker changes. The result is intermodulation distortion caused by a mixing of the (normal) audio signal and the subaudible one. The effect is especially bothersome in high-efficiency and/or ported speaker-systems. In high-efficiency systems, the voice-coil/magnetic-field overlap drops quickly as the cone is displaced, causing significant intermodulation distortion. In a ported system, because of the reduced "air load" on the woofer, rumble components below the system's resonant frequency cause very large cone excursions, especially when compared to acoustic-suspension systems.

A second indirect effect is reduced power reserves in the power amplifier. That is because a significant portion of the amplifier's output capability is being used to reproduce the subaudible signal. If the amplifier is driven into clipping, further intermodulation distortion will be introduced.

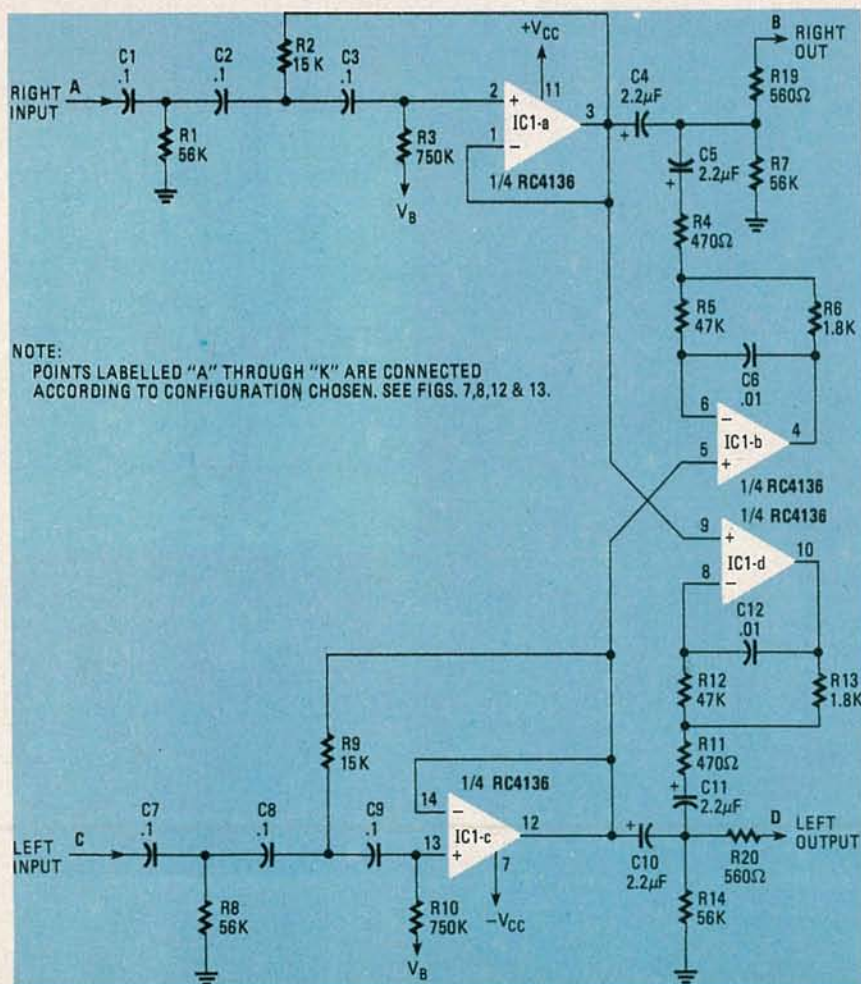


FIG. 6—THE KERNEL section of the LFF contains all of the filter circuitry. It can be installed in an existing piece of equipment, or used as part of a stand-alone unit.



## PARTS LIST

### Resistors 1/4 watt, 5% unless otherwise noted

R1, R7, R8, R14—56,000 ohms  
 R2, R9—15,000 ohms  
 R3, R10—750,000 ohms  
 R4, R11—470 ohms  
 R5, R12—47,000 ohms  
 R6, R13—1800 ohms  
 R15-R17—220,000 ohms  
 R18—220 ohms  
 R19, R20—560 ohms

### Capacitors

C1-C3, C7-C9—.1  $\mu$ F, 5%, polyester film  
 C4, C5, C10, C11—2.2  $\mu$ F, 10%, tantalum  
 C6, C12—.01  $\mu$ F, 10%, polyester film  
 C13, C14, C17—.1  $\mu$ F, 50 volts, ceramic disc  
 C15, C16—10  $\mu$ F, 25 volts, aluminum electrolytic  
 C18—220  $\mu$ F, 35 volts, aluminum electrolytic

### Semiconductors

IC1—RC4136 quad op-amp  
 D1-D4—1N4002  
 J1-J8—chassis-mount phono jacks  
 S1-S8—DPDT miniature toggle switch  
 T1—wall plug transformer, 12-24 volts AC, 100 mA

**Miscellaneous:** PC board, chassis, hardwood end panels, hardware, wire, etc.

**Note:** The following are available from Symmetric Sound Systems, 912 Knobcone Place, Loveland, CO 80537. Complete kit, model LFF-1 with unfinished walnut end panels; \$50.00 (Canada, \$55.00 U.S. funds); model LFF-Kernel with R1-R20, C1-C12, IC1, PC board, and miscellaneous wire and hardware, \$15.00; model LFF-PC printed-circuit board only, \$7.00. All prices include UPS shipping in the U.S. on prepaid orders. Visa and M/C, add \$1.00 handling and all shipping charges. U.S. mail, add \$3.00 for the LFF-1 only. Colorado residents, add 3% sales tax.

### The obvious solution

There is a simple remedy for the problems just described—make the system monophonic at low frequencies and, for added protection, roll off its response below the range of normal hearing. This will have no effect on the program material—just on the noise. If the circuit is well-designed, it will not alter the stereo effect either, because a listener's perception of localization (imaging—the stereo effect) is based on frequencies much higher than the ones that will be filtered out. The LFF switches from stereo to mono at about 140 Hz, with a moderately rapid transition.

Figure 2 is a block diagram of the LFF. Both channels have 18-db/octave rapid-cutoff filters for subaudible signals

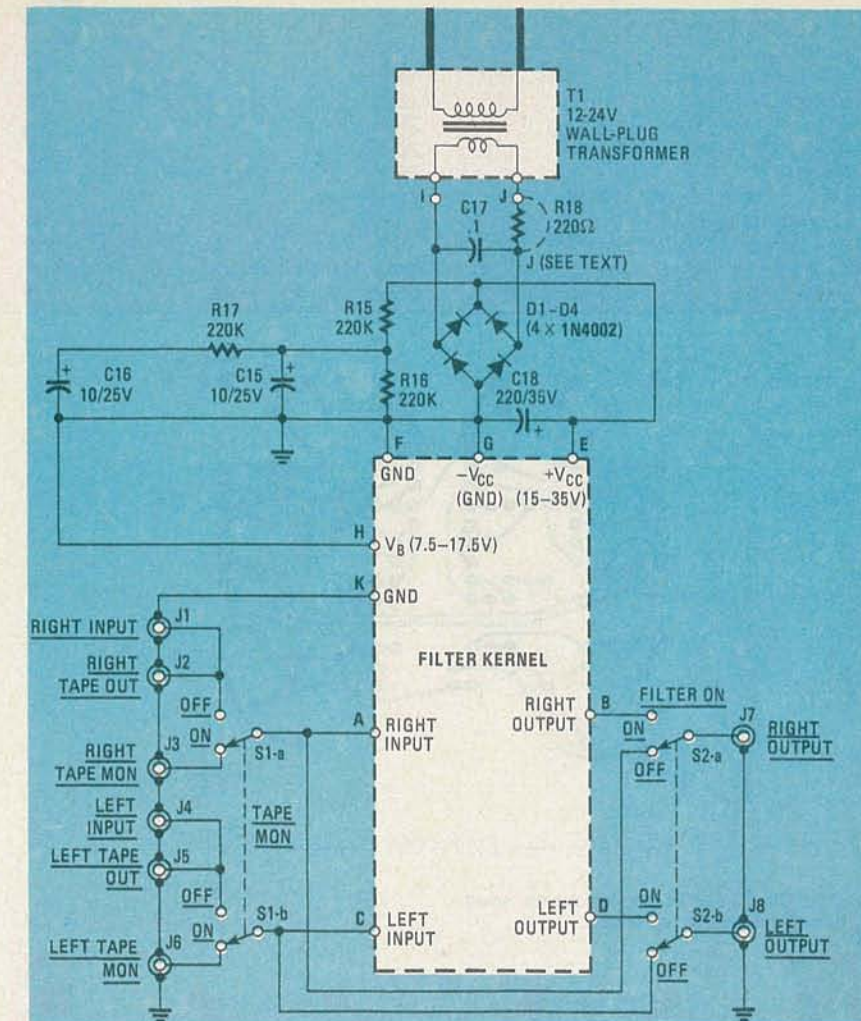


FIG. 7—FULL-WAVE BRIDGE POWER supply for a stand-alone LFF. The bias voltage (half the supply voltage) is connected to pin H of the kernel.

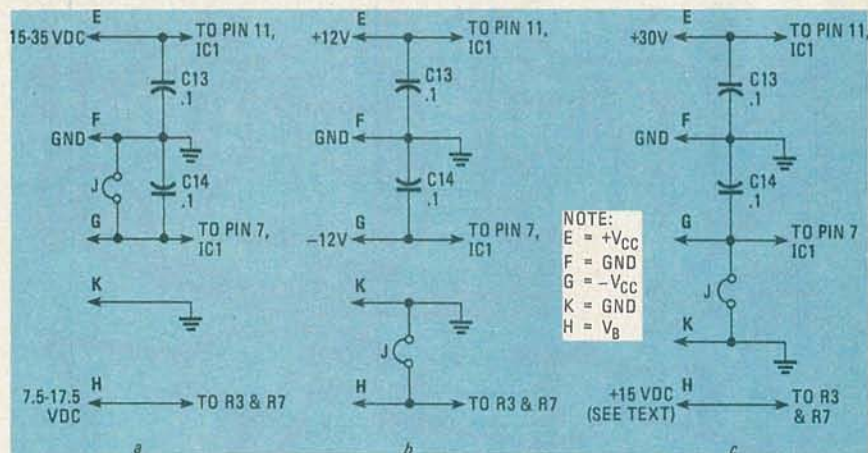


FIG. 8—HOW A POWER SUPPLY is connected to the kernel section of the LFF. Connections for a stand-alone unit are shown in a. The LFF can also be built into an ASRU using the connections shown in b, or a graphic equalizer using the connections shown in c.

below 15 Hz. The right and left channels are then combined by a network made up of C1, C2, and L1. At low frequencies, the impedance of the capacitors is large and that of the inductor is small, so that the two channels mix into one and out-of-phase signals cancel each other. At higher frequencies, the relative impedances

reverse and the channels remain separate. The result is effective filtering of only the noise.

To get an idea of what the LFF does to subaudible noise, remove the grille cloth from one of your speakers and watch the cone of the woofer while switching from stereo to mono. You'll be able to see the rumble disappear.



TABLE 1

Crossover frequency:	140 Hz
Subaudible filter:	18 dB/octave below 20 Hz
Frequency response:	20Hz-20 kHz $\pm 1$ dB, both channels driven.
Differential rumble rejection:	20 dB @ 20 Hz
Separation:	25 dB above 1 kHz; 35 dB above 3 kHz
Rated output:	.5-volt RMS
Signal-to-noise ratio:	100 dB
Total harmonic distortion, 20 Hz - 20 kHz:	.02%
Maximum output:	Greater than 5-volts RMS; depends on power supply.

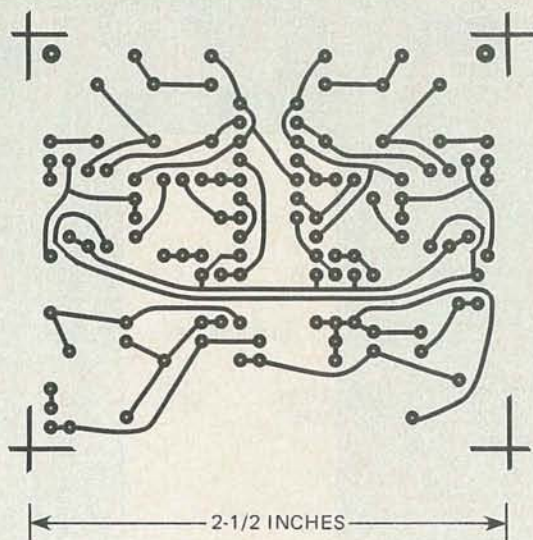


FIG. 9—FOIL PATTERN required for the small PC board is shown here full size.

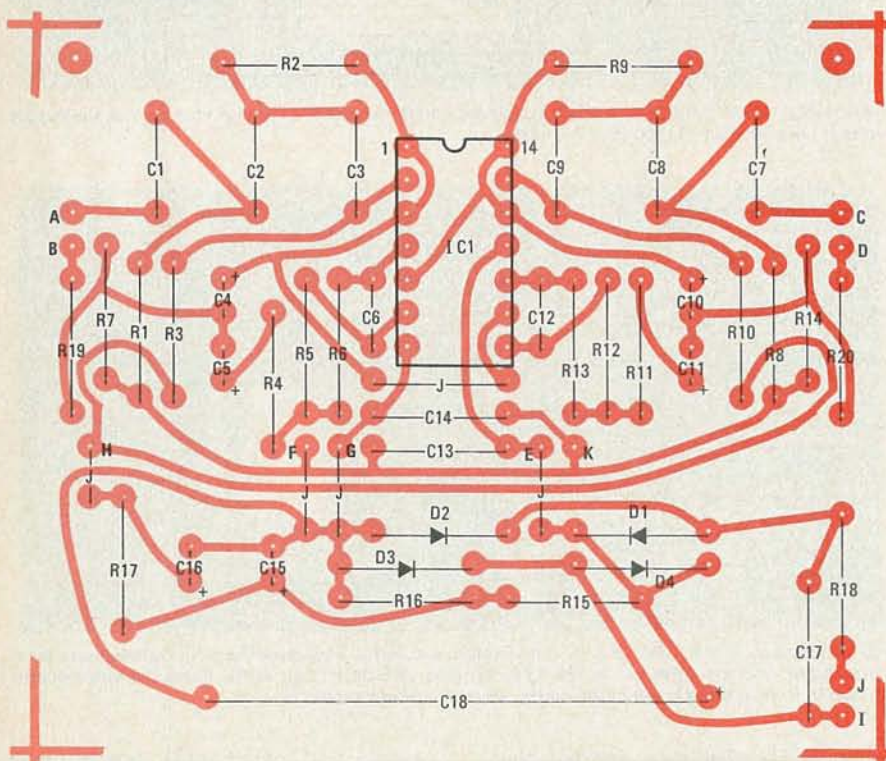


FIG.10—ALL PARTS except the wall-plug transformer, switches, and jacks are mounted on the PC board as shown.

**Acoustic feedback**

The LFF can also reduce the effects of acoustic feedback. Acoustic feedback is caused by sound from the speak-

ers causing the pickup to vibrate. The vibrations are treated like a signal and are fed back to the amplifier. In serious cases, the system will "take off" and

go into oscillation when the volume is turned up. Even when the sound level is well below the point where oscillation would take place, the feedback can cause aberrations in a system's frequency response that result in an "overhang" or "ringing" effect on bass transients and dull their impact and muddy the sound.

The main component is usually vertical and can be reduced by the LFF. You can simulate the effect of the filter by placing a record on your turntable—with the turntable turned off—and lowering the stylus onto the disc. Tap the base of the turntable with your finger as you increase the setting of your amplifier's volume control. Feedback should occur. If you put the amplifier in the "mono" mode, the feedback should disappear.

**Performance**

Figure 3 shows a spectrum analysis of the signal generated by a "silent" record groove that contains a significant amount of cutting-lathe-induced rumble. The upper curve is the signal input to the LFF and the lower one the output. The difference between the two is quite dramatic.

Figure 4 is another spectrum analysis showing the low-frequency, low-level, introduction to a song. The sound peak is reproduced equally well at both the input and the output; the noise that would normally be bothersome is greatly attenuated by the filter.

The frequency-response curves for a sound system are shown in Fig. 5. The lowest curve shows the results of a measurement made with the volume control turned down. The next higher curve (displaced for clarity) shows a 30-dB peak at the edge of oscillation. The narrowness of the peak implies that the system will ring for seconds after the end of the transient. The top curve shows the nearly complete removal of that peak by the LFF.

Table one lists the LFF's performance characteristics.

**Circuit description**

Schematics for the LFF are shown in Figs. 6 and 7. Figure 6 shows the main circuitry, or "kernel," suitable for installation in existing equipment. A power supply and other circuitry needed to construct a stand-alone unit are shown in Fig. 7. Figure 8 shows power-supply connections to the kernel. Use the connections shown in Fig. 8-a for a stand-alone unit and those shown in Figs. 8-b and 8-c for use as part of another piece of equipment. Those connections will be discussed in more detail later in this article.

The subaudible noise filter is made up of R1-R3, C1-C3, and IC1-a. The use of three R-C pairs allows a steep 18-dB/octave rolloff; the controlled amount






FIG. 11—THIS IS HOW the PC board should look when all components are in place on the board.




FIG. 12—AN UNDERSIDE VIEW of the LFF stand-alone unit. The kernel board can also be installed inside a piece of existing equipment.

of positive feedback through R2 helps keep the response of the device very flat down to 20 Hz.

Capacitors C4-C6, resistors R4-R6 and IC1-b perform the functions of C1, C2, and L1 shown in the block diagram in Fig. 2. Capacitor C4 is the diagram's C1, and C5 is the diagram's C2. The inductance represented by L1 is supplied by R5, R6, C6, and IC1-b in a circuit configuration known as a *gyrator*. It simulates an inductor with a value of  $L = 1/R5 \times R6 \times C6$  between pin 12 of IC1-c and the junction of resistors R4-R6, with a resistance equal to  $(R5 \times R6)/(R5 + R6)$  across the inductance. That configuration offers an inductance of 1.2 henries without the typical problems of saturation, poor tolerance, hum pickup, and high cost. The resistance of the inductor, together with that of R4 in series with it, damps the L-C resonant circuit to prevent ringing.

### Construction

Figures 9 and 10 are the foil pattern and parts-placement diagram for the

LFF. The kernel (on the upper part of the board) is attached to the power supply on the bottom part by jumpers to the holes marked "H," "F," "G," and "E."

Assembly is quite simple. To build a stand-alone unit, refer to Figs. 10 and 11 and mount all the components on the board. Install the finished board in a plain enclosure and wire it to the jacks, switches, and wall-plug transformer as shown in the schematics. Any wall-plug transformer with an output of 12-24 volts AC can be used—short out R18 if the transformer supplies 18 volts or less. Be careful to observe the polarities of the electrolytic capacitors and the diodes, and to position the IC correctly. The completed unit is shown in Fig. 12.

The LFF can be connected to any sound system with a TAPE MONITOR switch. Connect the LFF's inputs to TAPE RECORD or TAPE OUT on your amplifier and its outputs to TAPE PLAY or TAPE MONITOR. Anything that had been connected to these jacks can now be connected to the corresponding jacks on the LFF, maintaining your sound system's full capability and flexibility.

### Installation in existing equipment

The LFF is such a simple circuit that the overhead of a chassis, end-panels, power supply and switches begins to look ridiculous. The board can easily be installed in existing equipment; the graphic equalizer and ASRU noise-reduction units, which were presented in *Radio-Electronics* in May 1978 and March-April 1981 respectively, will be used as examples.

A dual-supply connection is shown in Fig. 13, which uses the ASRU as an example. The bias voltage,  $V_B$ , is connected to ground and op-amp IC1 uses the  $\pm 12$ -volt supplies. Figure 8-b shows the connections to points "E," "F," "G," "H," and "K."

Figure 14 shows how the LFF can be installed in an equalizer with a single-ended power supply. The connections for that arrangement are shown in Fig. 8-c. In that example,  $V_B$  (+15 volts) can be obtained from the equalizer. In other circuits, where no  $V_B$  exists or can be located, R15-R17, C15, and C16 can be used to derive  $V_B$  from  $V_{CC}$ . It is important that the LFF be connected *ahead* of the equalizer, since mismatches in the low-frequency band settings of an equalizer produce phase shifts that can reduce the effectiveness of the filter.

There you have it—a simple, inexpensive circuit to help wipe out warps, rumble, and the howl and muddiness caused by acoustic feedback; it is equally effective as a stand-alone unit, or when incorporated into an existing piece of equipment.

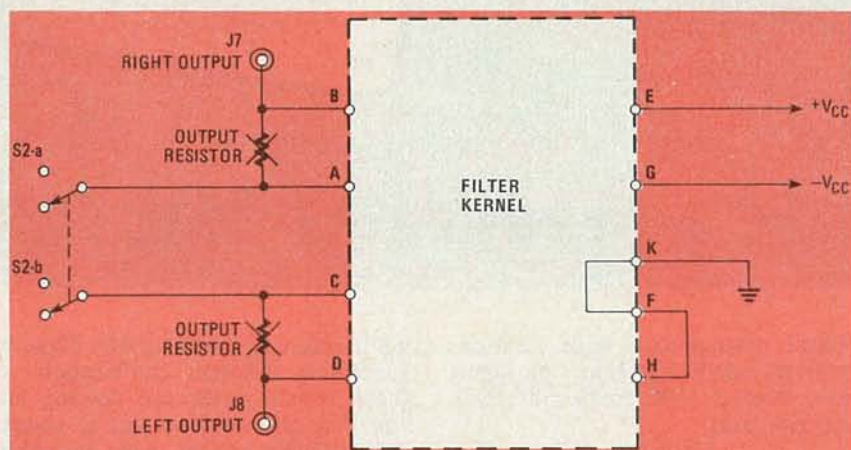


FIG. 13—THE LFF can be installed in an ASRU using the connections shown above and in Fig. 8-b. If that is done, the power-supply circuit is not required.

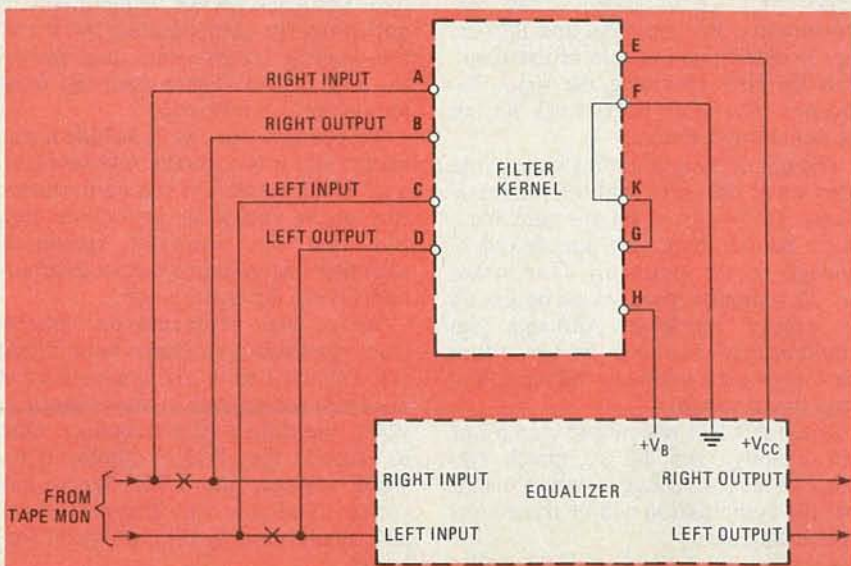


FIG. 14—IF THE LFF IS INSTALLED in a graphic equalizer, be sure to connect the LFF ahead of the equalizer.



# BUILD THIS

IS IT POSSIBLE FOR AN ANALOG METER to rival digital accuracy, yet not cost an arm and a leg? Sure—with a nearly forgotten technique known as expanded-scale operation.

As a matter of fact, here's a scale expander you can build for less than the price of the cheapest DVM. Easily constructed and easier to operate, it'll put an ordinary VTVM to shame. Besides being accurate, it's smart. It will tell you if you are "over-ranging" and protect the movement from damage if you are. It will even recognize AC voltage and DC polarity-reversal.

## Expanded-scale theory

A major drawback of conventional instruments is the necessity of selecting the most appropriate scale to measure a particular voltage. If you wish to measure 55 volts, let's say, it gets a bit tricky.

The 50-volt scale is too small—the needle pegs—so, you have to switch to the next range—150-volts. Unfortunately that places your reading in the bottom third of the meter—the most inaccurate portion.

Why put up with this, when all you're really interested in is a portion of the scale—not the whole 150-volts worth? Why not start at 50 volts and set the upper limit at 60, for a total range of only 10 volts? In other words, the pointer won't budge until the input exceeds a minimum value, and then will be read against a much more accurate scale?

The always-useful op-amp will permit you to do just that. Using the amplifier in a standard inverting configuration, as shown in Fig. 1, you'll have a voltmeter...nothing fancy, but the basic building block of our unit.

Apply a voltage and the meter will respond. When it gives a full-scale reading, then that's the limit...right? Wrong! We can "zero" the meter and measure higher voltages by a method called junction summing. A summing amplifier is shown in Fig. 2.

The output of a summing amplifier is the algebraic sum of *all* the inputs. So, when the output reaches maximum, we can inject a voltage of the opposite polarity into one of the summing resistors...just enough to make the sum of the inputs equal to zero. Now we can increase the input voltage and still obtain an on-scale meter reading.

After reaching the next plateau, we can connect another summing resistor, re-zero the meter, and be able to read still-higher voltages.

We now have an input voltage three times that of the meter's full-scale capacity; yet we are still using the

*Build an analog voltmeter with a scale equivalent to one 36 inches long! The meter also features reverse-polarity, over-load indicators and protection, and a special circuit for AC.*

T. J. BYERS



## EXPANDED SCALE

original, more precise, scale. That can continue indefinitely since the inputs don't interact. (Of course there's a practical limit!)

## How it works

Basically that's how our meter works—but we've added a few improvements. Resistors R6 and R7 (see Fig. 3) determine the gain of the stage, with R6 also providing the input impedance. Resistors R1 through R5 are the summing resistors.

The upper limit of our instrument has been set at 120 volts, with 10-volt increments. (150 volts is the absolute maximum; beyond that, you run the risk of damage to the op-amp.) This means that 11 summing resistors are necessary for proper operation. Although that would be true *ordinarily*, we can reduce the component count by taking a hint from binary math.

Resistor R1 is selected to match one unit exactly, and R2 to match two units, of reverse voltage—which means that the combination will be three units (sound familiar?).

Accordingly, R3 is four units, and R4 (which is actually two resistors in parallel—R4 and R5) is eight. (The sche-

matic refers to R4-R5 as R4). Now, by paralleling different combinations of those resistors, we can develop any summing current from one to sixteen units. That's exactly what the range switch, S1, does.

This leaves us with one *small* problem. Let's assume we've input 70 volts and properly compensated for it with the biasing inputs—and then remove the input. Zap! There goes the meter movement...backwards!

To prevent that, we'll include a transistor, Q1. It is normally reverse-biased and doesn't enter in the performance. But let the voltage go just a little negative and the transistor saturates—shunting the op-amp's output to ground and saving the meter's life.

We've also protected our monitor from forward overloads with diodes D1, D2 and LED1. As long as the output from the op-amp is under about 2.5 volts, the diodes won't conduct. Once it exceeds the diodes' combined forward voltage, the LED lights—indicating overload—and clamps the output, again rescuing the movement from harm.

Resistors R28 and R11 are for calibration. Potentiometer R27 is mounted on



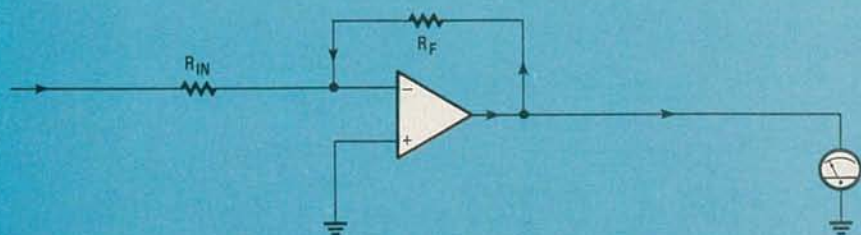


FIG. 1—AN ORDINARY OP-AMP is the heart of the expanded-scale voltmeter. Resistors  $R_{IN}$  and  $R_F$  set the gain.

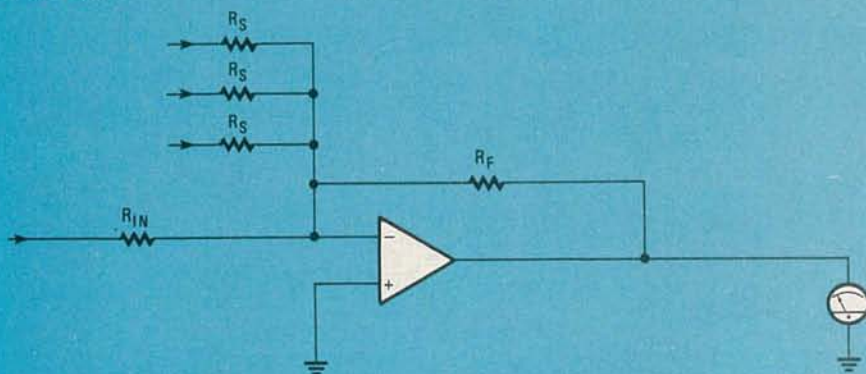


FIG. 2—A SUMMING AMPLIFIER works on the basis that the total input is the algebraic sum of the individual inputs.

# VOLTMETER

the front panel and nulls the input amp.

The voltage for the summing resistors is obtained from IC2-b, a Norton amplifier operating from only one supply voltage—positive. Resistor R19 limits the Zener current, which is used to reference the inverting input. Potentiometer R29 controls the output.

In order to educate our machine, an amplifier, IC1-b, is used as a comparator. Resistor R13 provides an input impedance. If the input is negative (negative, in our case, is proper operation), it swings the comparator's output positive—to the limit.

Light-emitting diode LED2 is a special tri-color device with two lamps in one case. Internally, the diodes are connected in parallel with opposite polarities. The device works in the following manner: with current flowing in one direction the unit glows green; reverse the flow and it's red. Light both diodes and it's yellow!

So, we connect the LED so it glows green with a negative input. If we apply a positive input, the comparator swings negative...lighting our red lamp. That signals that the leads are reversed. An AC voltage will cause the LED to glow yellow.

## AC too?

You bet! The expanded voltmeter will also measure AC. Our clever clamping device, the transistor, also serves as a rectifier by clipping the negative peaks.

Because the expanded function offsets the input voltage the way it does, it distorts the AC waveform. As the input voltage increases, the half sinewave narrows—you're sampling closer and closer to the top.

A simple solution: Use a peak detector. The peak value is independent of the pulse width, eliminating the problem of the meter's averaging the pulses and giving erroneous readings.

The Norton amp (IC2-a) receives the pulsating DC from the main amplifier through R24, which, in conjunction with R25, sets the gain at unity. As the level of the input waveform rises, so does the voltage across C1, until a peak is reached.

Diode D3 performs two functions. First, it references the output to ground; in other words, it removes the offset voltage...with a little help from R22 and R23 (R31 is zero adjust).

Secondly, it isolates capacitor C1

from the output, allowing it to charge to the peak voltage—but as the input voltage decreases, D3 becomes reverse biased, thus making it impossible for the capacitor to follow the decline. The capacitor remains charged at the peak input voltage and slowly discharges through R30 and R26, the calibration resistors which, we should add, are adjusted for RMS—not peak—reading.

That fact requires the addition of another bias supply for the summing resistors, since our range per step has changed—it's 1.4 times that of the indicated value on the AC ranges. The AC-bias supply is IC2-c and works in the same way as the DC supply. (Zener diode D5, R21, and R32 are the associated parts.)

Because the forward voltage on the base of the transistor must be exceeded before clipping begins, AC voltages in this area are non-linear. (That only happens on the first portion of the lowest range.) A transistor was selected instead of a diode because once the transistor saturates, it effectively shorts the signal to ground while a diode would still carry the forward offset voltage, permitting the output to dip below ground.

## Construction

Layout isn't critical, so you can duplicate the unit in almost any manner that pleases you. A printed-circuit board layout and parts placement diagram are shown in Figs. 4 and 5 for those wishing to go that route; however, the prototype was fabricated on perforated construction board.

If you elect not to use the PC board, try to keep the calibration pots along the edges for easy access. The case is large enough so that crowding isn't a problem. We suggest using sockets for the IC's.

Even though IC1's input impedance is fairly high (about 1 megohm), it might not be high enough to satisfy your requirements. Unplug the 1458 IC and replace it with an LF353N—it has FET inputs. Change R15 to 2 megohms and R16 to 10 megohms. You may have to change (reduce) the value of R7 to restore the original amplification. Voila! This is liable to out-perform any voltmeter you'll run across for some time!

Resistors R4 and R5 are two 750K units in parallel to obtain the non-standard value of 375K. Any combination will work: 300K and 75K in series, 360K and 15K in series, etc.

The meter mounts on the front panel, and is then bolted to the foil side of the circuit board, so make sure when positioning it that everything lines up. Speaking of meters, the accuracy of the system is limited only by the meter.



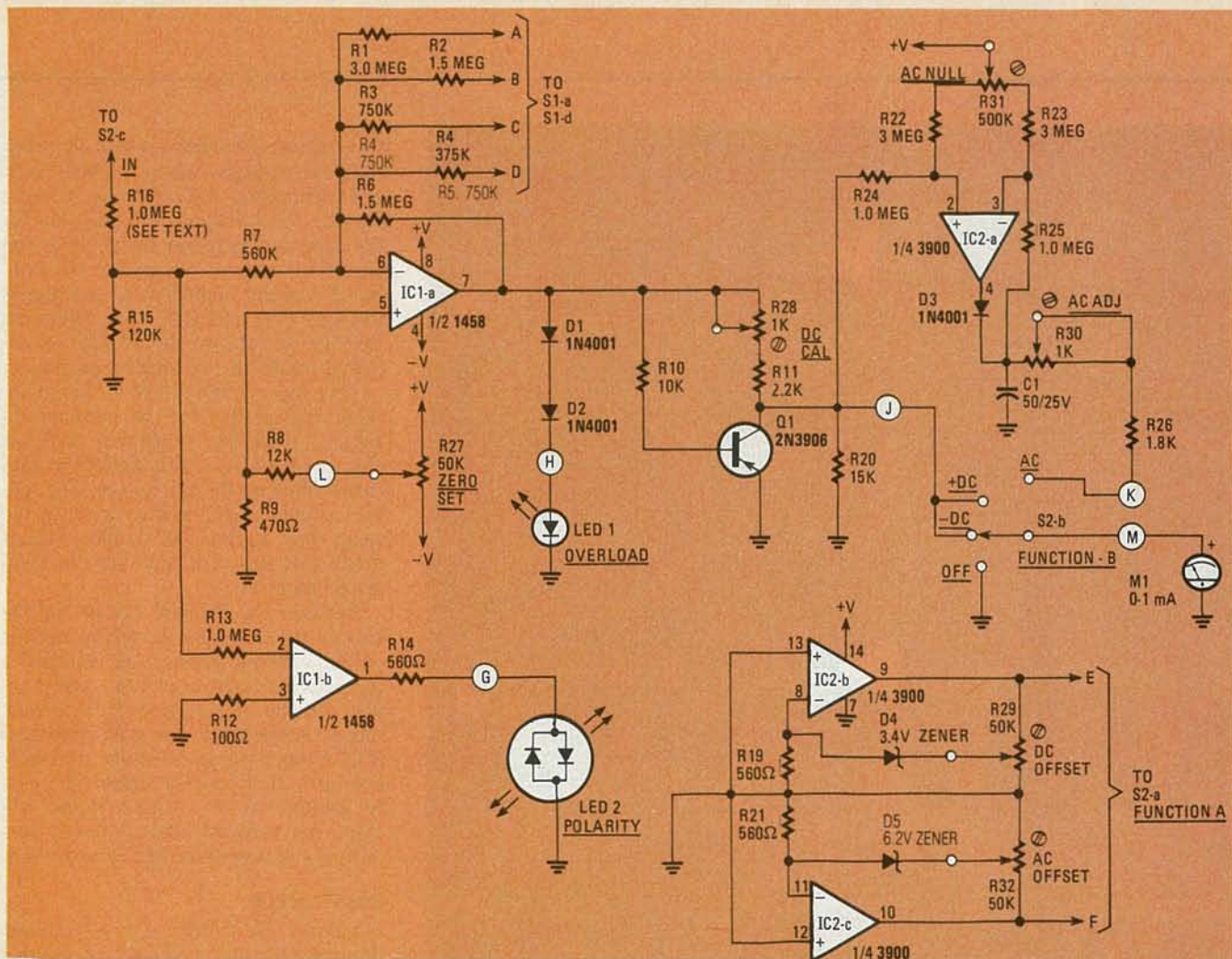


FIG. 3—SCHEMATIC OF EXTENDED-RANGE VOLTMETER. Circled letters refer to connection points on board.

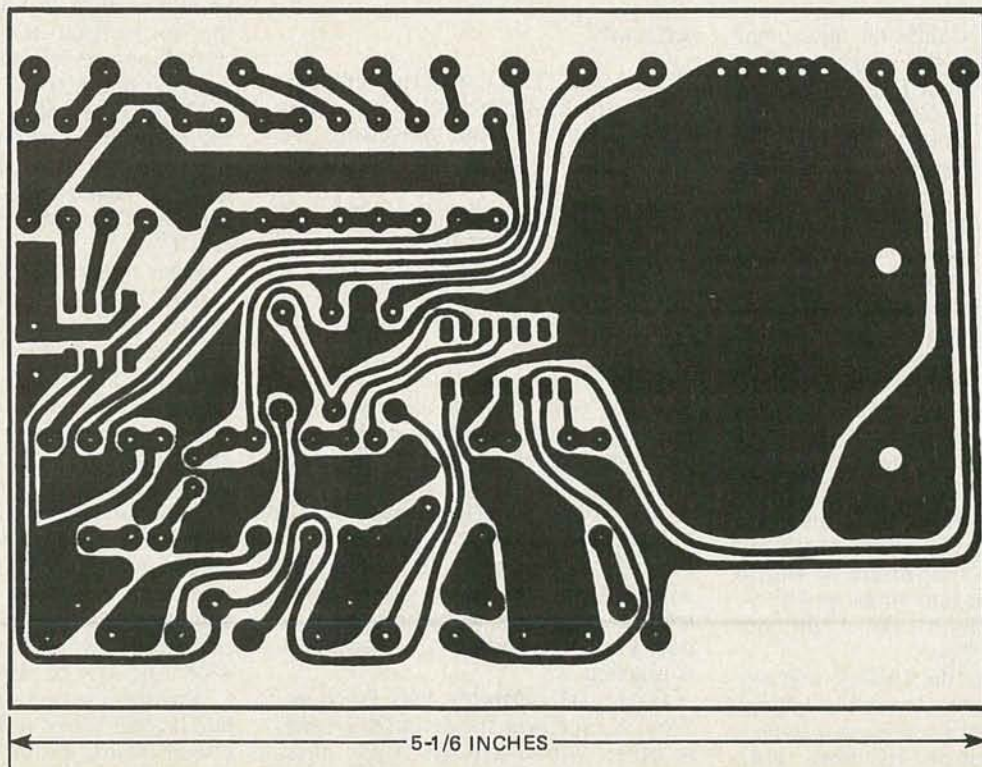


FIG. 4—PC BOARD will fit comfortably in a 6¼ × 3¾-inch box.



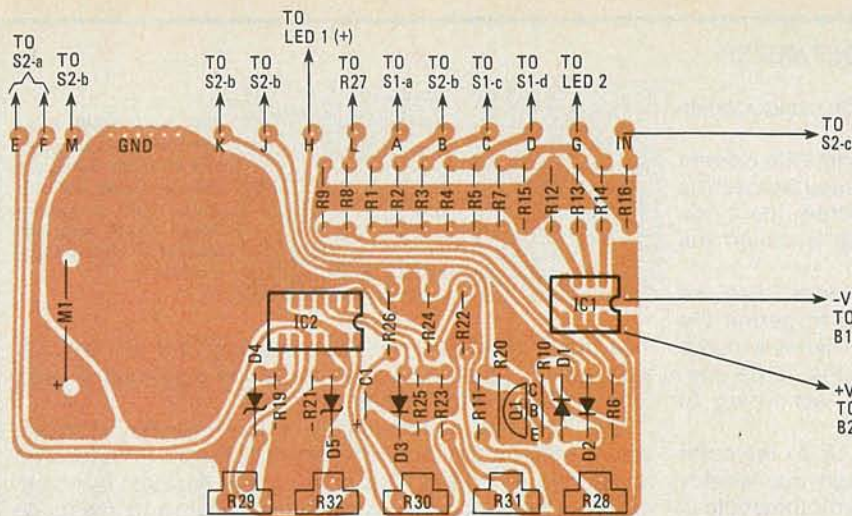


FIG. 5—MOUNT TRIMMER POTS R28-R32 so they can be adjusted from outside of board.

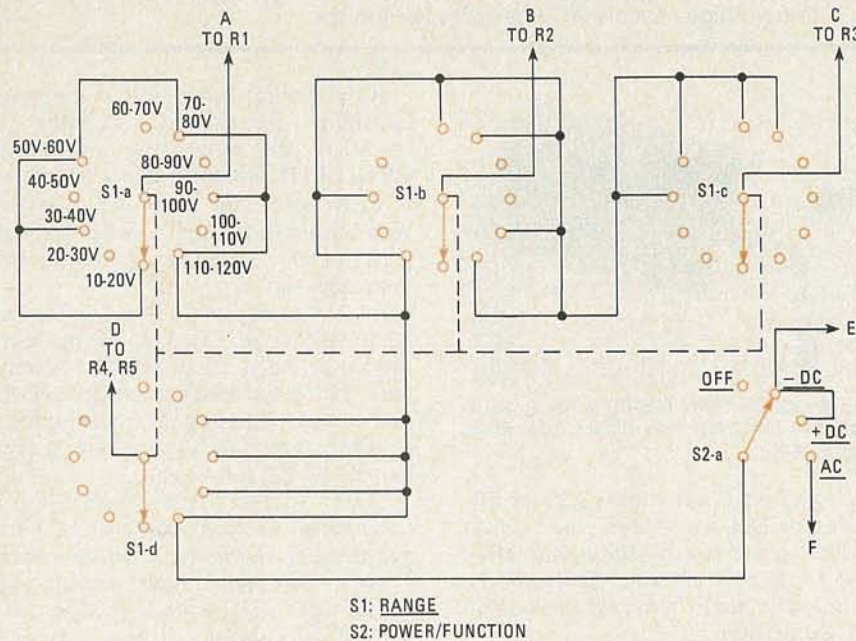


FIG. 6—WIRING FOR SWITCH S1 and one section of S2. Switches are mounted on enclosure and connected to points A through F on PC board.

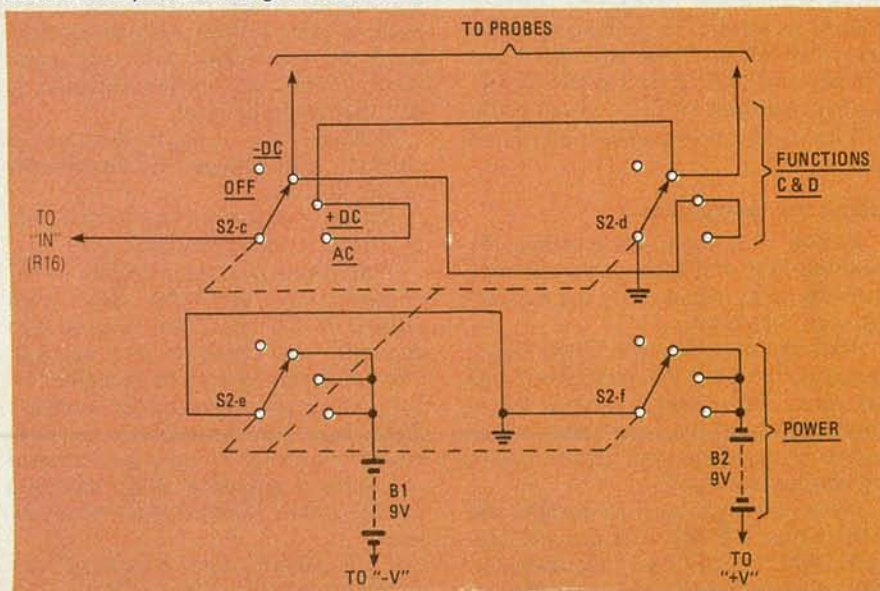


FIG. 7—WIRING FOR FOUR of the six sections of switch S2. This switch is used to select mode of operation and to turn unit on and off.

The movement specified is a standard panel unit, but any equivalent can be substituted. Resolution is limited only by the meter you select and your pocketbook! (Taut-band, mirrored-scale devices don't come cheap.)

Switch wiring is shown in Figs. 6 and 7. When routing the wires to the panel controls, use ribbon cable. It definitely makes for a neater package and there's less chance of committing an error. The LED's are placed in holders and the leads spliced. Slip a piece of spaghetti or shrink tubing over the exposed splices.

Observe diode and capacitor polarity, and follow good work habits in general when soldering. Figure 8 shows the completed board. Keep the input wire to a minimum to avoid noise. Either run a ground wire alongside it, if you're using ribbon cable, or use coaxial cable to reduce stray coupling.

The instrument is powered by two 9-volt batteries; mercury cells should be used since their voltage remains stable throughout their useful life. The ON/OFF switch is incorporated into the function selector, S2.

### Calibration

Familiarize yourself with the calibration controls. Potentiometer R27 is the overall zero-set and is mounted on the front panel. DC calibration is done using R28, and R30 is the AC-adjust. Potentiometer R31 is for AC null, or zero. The bias offset, the function which gives our instrument its expanded scale mode, is controlled by R29 and R32—DC and AC respectively.

First you must zero the instrument. Switch the function selector to +DC VOLTS and the range to the lowest scale, 0-10 VOLTS. Adjust R27 for zero. (Of course, you've already *mechanically* zeroed the meter before applying power.)

Apply 10-volts DC to the input. Since that is the most critical adjustment, the accuracy of the instrument will directly depend on how precise your reference is. Adjust potentiometer R28 for full-scale deflection.

Move the RANGE switch to the next range (10-20 VOLTS). Now, turn pot R29 until the meter again indicates zero, and that's it! Well, the DC part anyway. You may have to strain your eyes a little to insure that your initial calibration is right on the button—as the ranges progress, any small error will be significantly magnified.

Assure yourself the meter is nulled and switch to the AC function. Set the RANGE switch to the lowest range. Using R31, zero the meter; it's imperative you set the overall zero in the DC position prior to trimming the AC pot—they are *two* different amplifiers with *two* offsets!

Place a 10-volt RMS sinewave across



## A SIMPLE EXPANDED-SCALE VOLTMETER

A SIMPLE EXPANDED-SCALE METER CAN BE MADE USING A ZENER DIODE. (As shown in Fig. 9.)

The diode is normally reverse-biased and little current flows in that mode. However, as the voltage across the Zener is increased, a point is reached where the diode begins conducting—heavily. This voltage is called the breakdown voltage.

When breakdown occurs in normal diodes, they are destroyed. But, Zeners are heavily doped to permit the reverse conduction. A resistor is placed in series with the regulator to limit the current flow. Once the diode conducts, the series resistor drops voltage according to Ohm's law—*minus* the Zener voltage!

Suppose the Zener is rated at 10 volts. Up to the point of 10-volts input, no current flows through the resistor and no voltage is developed. After the 10-volt threshold is reached, and the Zener conducts, the current through the resistor generates a voltage.

A meter across the resistor will measure that voltage.

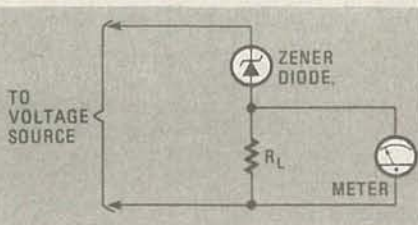


FIG. 9—A SIMPLE expanded-scale voltmeter can be made using just a Zener diode and a resistor. Add a conventional diode and you have an AC line-voltage monitor.

The meter can have any scale desired—if it is a 0 to 10-volt meter, it becomes a 10- to 20-volt meter when used with a 10-volt Zener diode.

The Zener is, unfortunately, a low-impedance device and it takes a tidy sum of current to begin to induce an avalanche condition. This more or less restricts its use to power-supply monitors. By inserting a conventional diode in series with the Zener, you rectify the input-voltage—making the meter particularly attractive as an expanded-scale AC line-voltage monitor.

### PARTS LIST

All resistors ½-watt, 5%

R1, R22, R23—3 megohms

R2, R6—1.5 megohms

R3-R5—750,000 ohms

R7—560,000 ohms

R8—12,000 ohms

R9—470 ohms

R10—10,000 ohms

R11—2200 ohms

R12—100 ohms

R13, R16, R24, R25—1 megohm

R14, R19, R21—560 ohms

R15—120,000 ohms

R20—15,000 ohms

R26—1800 ohms

R27—50,000 ohms, potentiometer, panel-mount

R28, R30—1000 ohms, trimmer potentiometer, vertical-mount

R29, R32—50,000 ohms, trimmer potentiometer, vertical-mount

R31—500,000 ohms, trimmer potentiometer, vertical-mount

### Capacitor

C1—50 μF, 25 volts, electrolytic

### Semiconductors

IC1—LM1458 or LF353N dual op-amp (see text)

IC2—LM3900 quad Norton amp

Q1—2N3906

LED1—jumbo red LED

LED2—tri-color LED (also known as bi-polar LED)

D1-D3—1N4001

D4—3.4-volt Zener diode

D5—6.2-volt Zener diode

M1—0.1 mA panel meter (Radio Shack 270-1752 or equivalent)

S1—4-pole, 12-position rotary switch (Centralab PA-2012 or equivalent)

S2—6-pole, 4-position rotary switch (Centralab PA-2021 or equivalent)

**Miscellaneous:** IC sockets, binding post, enclosure, two 9-volt mercury batteries, battery clips, ribbon cable, LED holders, solder, etc.

An etched and drilled PC board is available from: Danocinths, Inc., P.O. Box 261, Westland, MI 48185 for \$9.40 plus \$1.25 for postage & handling (order No. HSIF-36). MI residents please add 4% sales tax; allow four weeks for delivery.




FIG. 8—COMPLETED BOARD ready to be installed in box. Note how ribbon cable keeps things neat.

the input leads and adjust R30 for full-scale deflection. Move the RANGE switch to the next position and adjust R32 for a zero reading. The same requirements apply here as they do in the DC calibration.

The AC amplifier *won't* go below ground—the zero on the meter. Keep that in mind when setting R32. Turn the control to obtain an indication above zero, then back off the pot until it *just* reaches the line. If you retard it any further, you won't know it because you will not get a reverse indication on the meter!

### Using the instrument

Button everything up, inserting the batteries first, and apply power. There's nothing tricky about using the expanded-scale voltmeter.

With the RANGE switch in the lowest position, the LED will glow green with no input. Now apply a voltage across the leads. Right away the meter, which is now pretty smart, will tell you quite a bit about your input.

If the polarity is correct, the light will remain green; if not, it changes to red, indicating that the leads are reversed. The situation can be easily remedied by twisting the function knob to the -DC VOLTS setting.

If the voltage is higher than the scale capability—for example, 45 volts on the 0-10-volt range—the OVERLOAD LED, LED1, will glow. Since the meter is fully protected from overloads, it won't be harmed. Simply switch through successively higher ranges until the lamp goes out.

In that example it will go out at the 40-50-volt range, so you know the voltage is between those figures. Merely take the meter reading, in this case 5, and mentally add it to the lower number of the range (40-50) you are using; hence, 40 + 5 for 45 volts.

If the POLARITY LED glows yellow, this indicates that you have an AC voltage present. Turn the function switch to AC VOLTS and proceed just as you would with a DC voltage reading—expanded scale and all!

Below 2 volts, the AC scale is non-linear—but then, most AC meters are, and special scales are required. If that bothers you, or you wish to measure those low-level signals with this instrument, there's an unused amplifier in IC2 that could be used.

However, for voltages that low, a good AC millivoltmeter would probably be the best bet.

The AC scale has another unique characteristic: it's peak reading.

That means you can measure *any* AC voltage, *any* waveform (yes, even pulses, if the repetition rate is high enough), and obtain a peak reading. The value will have to be multiplied by 1.414 since we calibrated for sinewave RMS. But, you can calibrate for peak voltage by using 10-volts peak instead of RMS as a reference. Zener diode D5 will have to be changed to a 3.4-volt device.

If you calibrate your expanded-scale voltmeter for peak volts, an RMS value can be found easily by multiplying the reading by 0.707. R-E



## Temperature Measurement-

JOSEPH J. CARR

WE'VE BEEN ABLE TO MEASURE TEMPERATURE electronically for many years but only recently have the circuits to do that been readily available. In this article, we will discuss some of the more common temperature-sensitive transducers, the circuits needed to make them work, and will introduce you to several integrated circuit temperature-transducer/amplifier combinations. Several semiconductor manufacturers now make two-terminal temperature devices that are very easy to use.

### Temperature transducers

There are several different types of transducers that will convert a temperature to either a voltage or a current. Once the conversion is made, we can use amplifiers and voltmeters to process and display the result.

One of the earliest forms of temperature transducer was the *thermocouple*. If we form a junction of two wires of different metals as shown in Fig. 1, we will note a very interesting phenomenon called *Seebeck effect*. When the junction is heated, a voltage proportional to the temperature of the junction is developed across the two wires. That voltage can be measured and used to determine the temperature of the junction.

The voltage produced in a thermocouple is created by the different *work functions* of the two metals. Over the years, certain standard sets of metals have been defined for use in thermocouples and each standard set has its own temperature characteristics and applications.

Another very popular form of temperature transducer is the *thermistor*, or *THERMAL RESISTOR*. That device has a resistance that is a function of temperature (Fig. 2). There are *positive temperature-coefficient* thermistors, with a resistance that rises with temperature, and *negative temperature-coefficient* thermistors, with a resistance that de-

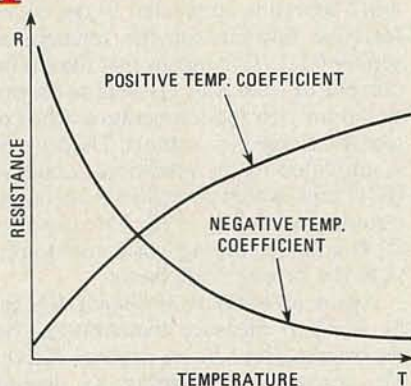
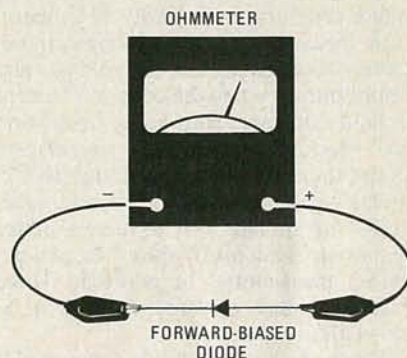


FIG. 2—AS THE TEMPERATURE goes up, the resistance of a positive temperature-coefficient thermistor also rises. The resistance of a negative temperature-coefficient thermistor drops with rising temperature.

## Circuits and Components

*It's easy to put together a temperature-measuring circuit if you know a little basic electronics. Here are several ideas to get you started.*

FIG. 3—THE CURRENT through a pn junction is dependent on temperature. To demonstrate that, connect an ohmmeter across a diode as shown, grasp the diode in your hand, and note the change in resistance.



creases with temperature. The temperature-resistance curves for most thermistors are not linear (i.e., straight-line). That makes it difficult to use thermistors for accurate temperature measurement unless we use them only over the narrow range in which they are linear, or use an external-resistor *linearizing network* to make the curve straighter.

A typical thermistor electronic thermometer uses a Wheatstone bridge, with a thermistor as one of the bridge legs. The output voltage will be zero under a null condition—usually 0° C—and is approximately proportional to the temperature at other points. A differential op-amp can be used to amplify the small output-voltage, and to scale the voltage to some level that is

easy to display on an analog or digital voltmeter, such as 10 mV/°K (Kelvin).

In recent years, semiconductor temperature-transducers have become increasingly important. We know that the voltage across a pn diode-junction, and the current flow through the junction, is strongly affected by temperature. (That property is what causes drift in solid-state amplifiers.) We can demonstrate this with an ordinary silicon diode, say one of the 1N4000 series.

Connect an ohmmeter across the diode (Fig. 3) so that the diode is forward biased. That means connecting the positive terminal of the ohmmeter to the anode of the diode, and the negative terminal of the ohmmeter to the cathode. In case of doubt, the correct connection is the one that shows the lowest resistance on the  $\times 1$ ,  $\times 10$ , or  $\times 100$  scale of the ohmmeter. Note the ohmmeter reading, then apply heat (body heat is sufficient—grab hold of the diode and squeeze it in your palm) and watch the resistance change!

Although diodes are often used as temperature transducers, they are not always the best choice. In many cases, an ordinary bipolar transistor will make a better transducer, especially if it is diode-connected. (The collector and the base are shorted together to form one

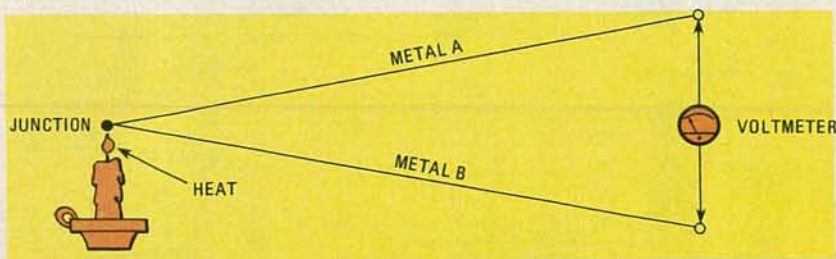


FIG. 1—WHEN A JUNCTION of two dissimilar metals is heated, a voltage that is proportional to the temperature of the junction is created.



terminal of the "diode;" the emitter is the other.)

The base-emitter voltage of a transistor ( $V_{BE}$ ) is dependent on both the collector current and the temperature. (If you're interested in the math you can find the formula in any good text on transistors.) Because of that, a transistor can be used to make a very linear temperature transducer that works over a range of approximately  $-55^{\circ}\text{C}$  to  $+125^{\circ}\text{C}$ .

### Transistor temperature transducers

Almost any transistor can be used to make rough measurements of temperature because of the relationship between the base-emitter voltage and temperature, when the collector current is held constant. But, some transistors are better temperature transducers than others. It seems that transistors in metal can-type cases (TO-5 and especially the smaller TO-18) have a better response than most epoxy or plastic-cased transistors. In addition, some transistors have a more linear  $V_{BE}$  vs.  $I_C$  curve than others.

Figure 4 shows a simple temperature transducer that uses NPN bipolar transistors. In this circuit, a dual transistor (two NPN silicon transistors in a single case) such as a MAT-01 (made by Precision Monolithics, Inc.) is used. The emitters are fed from 1- and 2-mA constant-current sources (it is important to keep the emitter currents *different* for Q1 and Q2) and the output voltage is approximately  $59\ \mu\text{V}/^{\circ}\text{K}$ .

A differential op-amp is needed to amplify and scale the output voltage to a usable level. It is particularly convenient to scale the voltage to  $10\ \text{mV}/^{\circ}\text{K}$  so that a simple voltmeter can be used. To do that for this transducer, the differential op-amp must have a gain of 167. When the output voltage is  $10\ \text{mV}/^{\circ}\text{K}$ , any  $3\frac{1}{2}$ -digit DVM can be used to measure temperature.

### A solid-state thermometer

The electronic thermometer project shown in Fig. 5 uses a simple op-amp inverting follower circuit and a single—common—transistor such as a metal-case 2N2222. The transistor is used as a temperature probe and needs a suitable enclosure such as an old voltmeter probe grip, a short piece of metal tubing, etc. If the circuit is used to measure the temperature inside some piece of equipment, it can be mounted permanently and does not need a separate enclosure. However used, thermal contact with what is being measured is important. In the case of small-diameter metal tubing, the transistor case should be press-fit inside the tubing to insure that heat is conducted to the transistor's base-collector junction. If the fit is loose, or the enclosure not metal, you should use silicone "heat transfer" grease for the

best results.

Two DC reference voltages are needed: plus and minus 6.2 volts. Diode D1 provides the positive 6.2-volts DC reference, while diode D2 provides the negative 6.2-volt DC reference. The +6.2 source is connected to the collector-base terminal of the temperature sensor (Q1). That means that the emitter current of transistor Q1 will be proportional only to the temperature (the collector voltage is constant). That current is amplified by an operational amplifier (IC1) and scaled to produce an output potential of  $100\ \text{mV}/^{\circ}\text{K}$ . Potentiometer R1 is adjusted during calibration to provide the proper scale factor.

Again, an ordinary  $3\frac{1}{2}$ -digit DVM can be used to measure temperature, but the reading will be in degrees Kelvin. To convert the reading to degrees Celsius, it is important to note that the Kelvin and Celsius scales are the same, but offset by 273 degrees ( $0^{\circ}\text{C} = 273^{\circ}\text{K}$ ). To read temperature in degrees Celsius, an offset adjustment is needed.

Potentiometer R3 converts the temperature range of the basic circuit from Kelvin to Celsius by summing a counter-current from the  $-6.2$ -volt DC supply with the current from the transistor. The potentiometer is adjusted to produce zero output from amplifier IC1 when the temperature is exactly  $0^{\circ}\text{C}$ .

### Calibration

Once the circuit is built it will have to be calibrated. Set R1 and R3 to about the middle of their respective ranges. Turn the circuit on, and wait about 10 minutes for things to stabilize at room temperature. While you're waiting, prepare an "ice-point bath." The ice-point of water is  $0^{\circ}\text{C}$ ; (the temperature where ice and water can exist in the same container). Use a regular thermometer to verify that the temperature is  $0^{\circ}\text{C}$  (or  $32^{\circ}\text{F}$ ). When the circuit has stabilized and the bath is ready, put the transistor into the water and wait about 30 seconds. When the output voltage of the operational amplifier has stopped

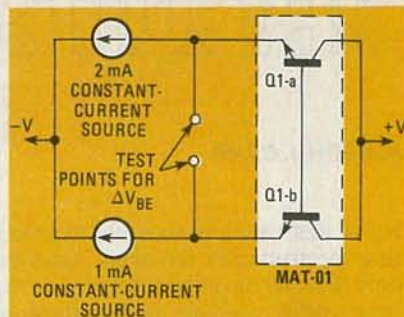


FIG. 4—WHEN THE OUTPUT VOLTAGE of this circuit is scaled by a differential op-amp, an ordinary DVM can be used to read the temperature.

changing, adjust potentiometer R3 for 0.00 volts output. Let the transistor stay in the bath for a few more minutes, while monitoring the bath's temperature with a thermometer (*not* the one you're calibrating) to make sure that it doesn't change. When you are satisfied that the output voltage is reasonably stable (some drift will occur), remove the transistor from the bath and allow it and the thermometer to come to room temperature.

Once both have reached room temperature (indicated by the fact that both the thermometer's reading and the circuit's output voltage no longer change), the last step in calibrating the circuit can be done. Adjust potentiometer R3 so that the reading on the DVM is the same as the reading on the mercury thermometer (ignoring the decimal point and trailing zeros on the DVM). When this is

### PARTS LIST—FIG. 5

Resistors  $\frac{1}{4}$  watt, 1% unless otherwise noted

- R1—100,000 ohms, potentiometer
- R2—100,000 ohms
- R3—20,000 ohms, potentiometer
- R4—2200 ohms
- R5, R6—10,000 ohms, 5%

### Semiconductors

- D1, D2—LM113 (National) 6.2-volt Zener voltage-reference diode or equivalent
- Q1—2N2222 or equivalent, metal case
- IC1—CA3140 MOSFET op-amp or equivalent

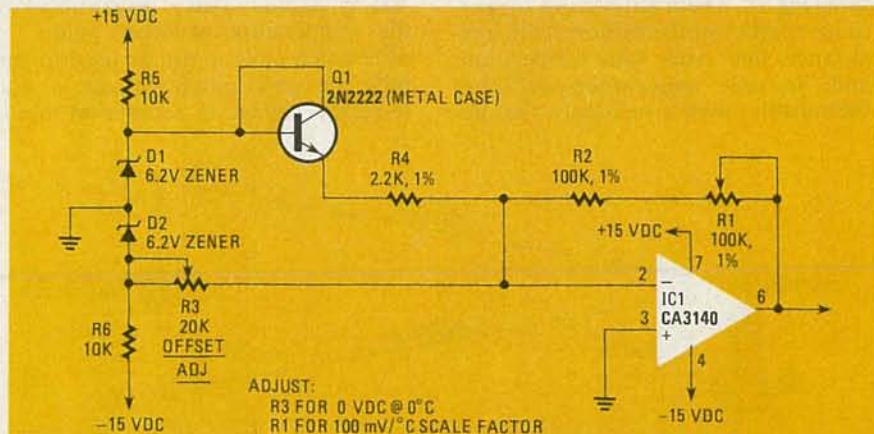


FIG. 5—THIS ELECTRONIC THERMOMETER PROJECT is easy to build and align. A parts list is included in this article for those of you that would like to try it.



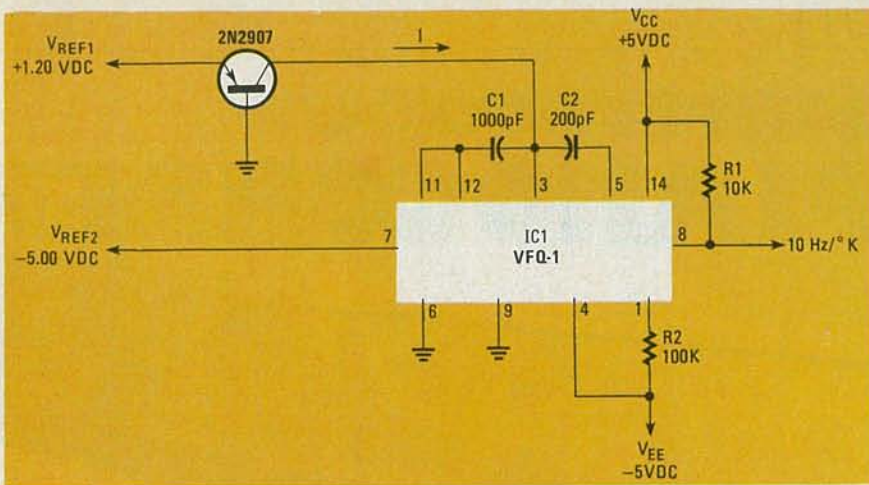


FIG. 6—THE HEART of this temperature-to-frequency converter circuit is a Datal VFQ-1 current-to-frequency converter IC. The 2N2907 is used as the temperature probe.

## FAHRENHEIT, KELVIN, CELSIUS AND CENTIGRADE

There are three scales in common use for measuring temperature: Fahrenheit, Celsius (centigrade) and Kelvin.

The Fahrenheit scale, now used only in the United States and a few other English-speaking countries, is based on the freezing and boiling points of water at sea level—32° and 212°, respectively. The zero-point on this scale was probably established by using a mixture of ice and salt—materials commonly used to achieve low temperatures in laboratories at the time the scale was developed.

The Celsius scale, also known as the centigrade scale (it's not capitalized because, while the other three scales bear the names of their inventors—Gabriel Daniel Fahrenheit, Anders Celsius and Lord Kelvin—the term "centigrade" refers to the fact that the scale is divided into a hundred divisions), is used outside the U.S., wherever the metric system is found. On it, the freezing point of water is 0° and the boiling point 100°.

The Kelvin scale is also known as the *absolute* scale because its zero point is *absolute zero*, (-273.16° C or -459.69° F), the point at which all molecular motion ceases and there is—literally—no temperature.

One degree in the Kelvin scale is the same size as one degree in the Celsius scale; therefore water freezes at 273.16° K and boils at 373.16° K. The Kelvin scale is used primarily in applications such as solid-state physics and astronomy.

Incidentally, conversion from Fahrenheit to Celsius, and vice versa, is easier than you may think. To convert from degrees F to degrees C, just subtract 32 from the Fahrenheit temperature and divide the result by 1.8. Going from Celsius to Fahrenheit is even easier—double the temperature, subtract 10%, and add 32.

done, a 0-volts DC output will equal 0° C, a 3.00-volts DC output will equal 30° C, and so on. This happens, of course, because of the 100 mV/°C scaling factor. Alternately, a warm-water bath can be used for this part of the calibration procedure. Prepare the warm-water bath by mixing hot and cold water, and follow the steps that were outlined above for calibrating the thermometer circuit at room temperature.

The precision, and amount of drift, of this electronic thermometer depend on the quality of components used. The resistors, except for possibly R5 and R6, should be 1% precision-types with a low temperature-coefficient of resistance. The Zener diodes should be temperature-compensated reference types, such as National Semiconductor LM113's. The op-amp should also be a low-drift type, although acceptable performance can be obtained with an RCA CA3140, especially if it is heat-sinked. An ordinary TO-5 heatsink (the kind made of thin metal) will work nicely.

### Other devices

There are a number of IC voltage-to-frequency (or current-to-frequency) converters on the market. An example of an IC that does both is the Datal

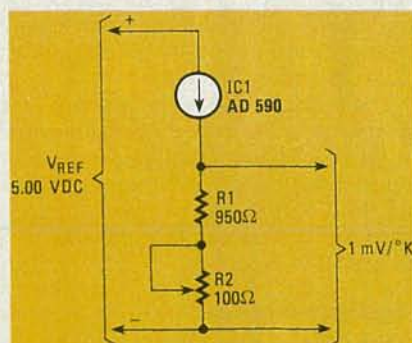


FIG. 7—A TEMPERATURE-SENSITIVE current source, the AD590, is used to measure temperature in this simple circuit.

VFQ-1. That IC is shown in a temperature-to-frequency converter circuit in Fig. 6. In the circuit, we are using the VFQ-1 as a current-to-frequency converter; the current is supplied by the collector of a PNP transistor that is used as a temperature transducer.

This circuit's output frequency will have a scaling factor of 10 Hz/°K. We can, therefore, expect an output frequency of 2730 Hz at the freezing point of water (273° K, or 0° C), and a frequency of 3730 Hz at the boiling point of water (373° K or 100° C). This type of circuit can be used to record the temperature data from an experiment on magnetic tape, or to transmit the temperature via radio telemetry from an amateur rocket or model aircraft. Unfortunately, the Datal IC is still a little expensive (although it is one of the lowest cost converters on the market) and is not generally available through hobbyist outlets.

Another special temperature-measurement semiconductor device is the AD590 (Analog Devices, Inc.) It is a two-terminal IC that is available at low cost in either a TO-18 case or a special two-terminal flat-pack. The device is a temperature-sensitive current source and is scaled to approximately 1  $\mu\text{A}/^\circ\text{K}$ . If we pass the current from the AD590 through a 1000-ohm resistor, the result (using Ohm's law) is a voltage change of 1 mV/°K.

There are several ways that we can use the AD590 device. One is simply to connect it as shown in Fig. 7, in series with approximately 100 ohms of resistance. This configuration is called a *one-temperature*, or *one-point*, circuit. We adjust potentiometer R2 so that the output voltage agrees with a mercury thermometer at some specific temperature. Slight nonlinearities in the device, as in all semiconductor devices, will cause some error at points far removed from the calibration point.

Another method is to connect the AD590 directly between a +5.00-volt DC precision reference source and the inverting input of an op-amp. The scale factor of the thermometer can be set by the feedback resistor ( $R_F$ ) using the formula:  $V_O = (1 \mu\text{A}/^\circ\text{K})(R_F)(T)$ .

We can also use the AD590 in a *two trim-point* circuit that uses an op-amp as described above. An offset current is summed with the AD590 current at the inverting input of the op-amp. We can then use *two* potentiometers, one for offset and one for gain, to adjust the circuit at two different temperatures, thereby reducing the error.

Electronic thermometer projects are easy to build and calibrate, and they can be put together by anyone who knows Ohm's law and the basic principles of op-amp circuits. Just remember to use precision components that don't drift with—you guessed it—temperature!



# ALL ABOUT

## Superscope's PIANOCORDER

IN THESE HIGH-TECHNOLOGY TIMES, IT'S rather surprising that no one has marketed an updated version of the old-fashioned player piano. That is, of course, until recently. Superscope has developed an all-electronic version, the *Pianocorder Reproducing System*, for Marantz pianos. The *Pianocorder* is also available as a kit (model P-100) that can be installed in your own piano. That kit is the subject of this article.

Before we go any farther, let's see just what the *Pianocorder* is, and how it differs from the air-operated units of many years ago. Old-fashioned player pianos used paper rolls about the size of kitchen waxed-paper rolls with music "recorded" on them; the recording took the form of holes and slots in the paper. Among the problems with that system was that those rolls were rather fragile and difficult to store.

Contrast that with the *Pianocorder* system that uses ordinary audio cassette tapes. While you can purchase prerecorded tapes for the *Pianocorder* system, you can also record your own piano music. At this point you may be thinking: "So what, my cassette recorder can do that already." There is a very important difference, though: The *Pianocorder* does not record the music itself, but, rather, the *individual piano-key strokes*. The music you hear does not come from a speaker; it comes from the piano itself. For the dyed-in-the-wool hi-fi purist, you can't get more faithful reproduction from any other music system!

### How it works

The system uses eighty solenoids with push rods attached to the upper parts of their moveable cores. (The top and bottom 4 keys of the standard 88-key piano keyboard are not used. Many old-fashioned player pianos had only 80 keys and since those extra 8 keys are seldom used, no provision is made for them.) The solenoids are positioned so that each of the push rods extends through slots in the keybed and comes in contact with the underside of one of the keys. Because each piano key is actually a lever with a fulcrum at its center, when you press a key down, its other end moves up. When the solenoid for any key is energized, its core moves upward, moving the push rod at the same time. The effect of the push rod's striking the bottom of a key is the same as your striking the top of the key at the keyboard.

A rail with 80 very sensitive switches mounted on a PC board is used when recording music; the rail is installed under the front part of the piano keys as shown in Fig. 1. When the rail is



*What ever happened to the old-fashioned player piano? It's back, with an electronic facelift—a facelift you can perform yourself.*

### WARREN BAKER

properly installed and adjusted, one switch is located directly under each key. If a key is struck, the switch under it is closed. The switch closure lets the system know which key has been struck, and that information is recorded on tape. Switches attached to the "sustain" and "soft" foot pedals work in a similar fashion, and the information from them is also recorded by the player piano.

Of course, there's more to a piece of piano music than just striking the keys in a particular sequence. The player's "expression" (how softly he strikes the keys, for example) is also taken into account. A small microphone mounted on the "record" board picks up the relative acoustic pressure in the lower part of the piano and converts it to a signal that, when the recording is played back, helps the *Pianocorder* reproduce the piece of music faithfully. That feature often makes it difficult to tell a recording from the original rendition.

The electronics used in this recording system are quite exotic when compared to those found in most other consumer items. Even though a microprocessor is not used by this player piano, in many ways the system can be compared to a dedicated computer.

### Logic and encoding

The system uses sixteen 8-bit words to encode each note (or chord), and to indicate the intensity with which each key is struck and the use of the foot

pedals. Timing is derived from a master clock. Figure 2 shows how the bits are assigned in the encoding scheme.

In examining the system, perhaps the best place to start is word 15, the "sync" word. That is the last in the sequence and can best be compared to the sync pulse of a composite TV signal since it establishes the proper relationships for all of the other words. Word 15 consists of 6 lows, 1 high, and 1 low (00000010); if there is a malfunction and any other bit sequence appears for word 15, the system will not work.

Two bits of word zero (the first word in the sequence) are used for the foot pedals. Five of the remaining six bits of that word are used for bass intensity (more on that later); the leftover bit (bit two) is not assigned. The notes are handled by words 2 through 6, and 9 through 13; each bit represents one of the 80 notes (10 words of 8 bits each give 80 notes).

As pointed out earlier, expression is an important variable in the recording







system. The signal from the microphone on the "record" board is applied to the bass and treble registers' active filters, and then to a digital-to-analog converter (DAC) for inclusion into the respective bass or treble counters and registers. On playback, the process is reversed, and the information used to "modulate" the action of the solenoids. Bass intensity is handled by 5 bits of word 0; treble intensity is handled by 5 bits of word 8. The inclusion of the intensity information helps to combine the *Piano-corder* and the piano into a system that, according to the manual, "...truly reflects the touch of the pianist."

The digital information generated by the logic as just outlined is first fed to a parallel-to-serial converter, and from there goes to a bi-phase converter that generates tones which can be recorded on tape. A 2250-Hz tone is used to represent a logic-0 and a 4500-Hz tone a logic-1. That principle is similar to that used by home computers for storing data on cassette tape and, in fact, both tapes sound similar when you play them back on an ordinary cassette recorder.

During playback, the signal from the

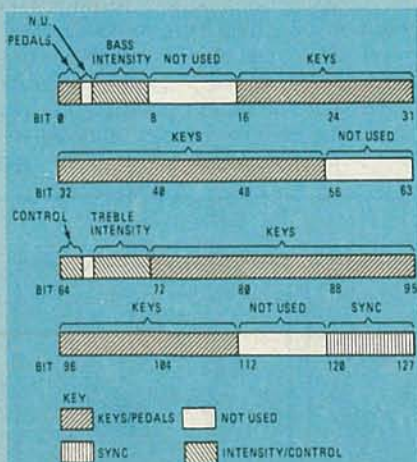


FIG. 2—BIT-ASSIGNMENT used by the *Piano-corder's* encoding system. Each key or pedal depression results in a 128-bit string.

recorder is fed to the playback logic-board (shown in Fig. 3) through an optoisolator that segregates the cassette recorder's circuitry from the 5-volt circuitry used by the balance of the system. The audio signals are routed to the board's decoders and counters, and the resulting logic-level control voltage goes to the appropriate solenoid-driver board (see Fig. 7). The 170-volts required to drive the solenoids is switched by power transistors that are located on the driver boards.

To reduce heat build-up, a special circuit allows full current-flow to the solenoids only when they are first energized. The current is then reduced to a level just sufficient to hold the solenoids' slugs in position, and held at that point until the solenoid is de-energized.

### Power supply

The power supply is quite straightforward and provides the three DC voltages (+5, +12, and +170 volts) that are required by the system. Power for the solenoids is derived from a bridge rectifier. An interlock switch mounted on the playback logic-board prevents the solenoids from being activated if the front of the piano is removed. That feature is included for safety.

The 5- and 12-volt supplies are taken from a step-down transformer. The 5-volt supply uses a 723 regulator. It should be noted that the system uses three separate ground connections. One of those, the system ground, ties together all of the metal parts of the *Piano-corder* and the piano, and connects them to the power-line neutral (the "green" prong of the three-prong power-line plug). That can cause some problems when troubleshooting or testing the *Piano-corder* if you use an oscilloscope (or other piece of test equipment) that is grounded to the power-line neutral. The instructions suggest that you use battery-operated test equipment or an isolation transformer when testing or servicing the system. Otherwise, your common-ground connection should be chosen with great care.

### Before you begin

Needless to say, installing the *Piano-corder* in your piano should be done with care. Superscope has made several assumptions about your knowledge and equipment. It is assumed that you have a well-equipped shop with all the usual hand and power tools, and that you know how to use them. Some of the tools used by piano technicians would also be handy to have but it really does not pay to buy them for a one-time project such as this. You can do very well without them, although the job may prove to be a little more difficult. There

are also certain parts of the project where a "helper" will make things a great deal easier; perhaps a family member can be pressed into service in those instances.

Superscope also assumes that you have a "fair" working knowledge of how pianos operate. Don't let that scare you, though, because the installation manual covers all the working parts of the typical piano, in great detail. In general, the instructions are extremely elaborate. There are warnings throughout the instructions (where needed) that urge the installer to be absolutely certain that he understands the step being described before carrying it out. Be sure to heed those warnings!

Before beginning the installation, some measurements have to be made to determine whether or not you will be able to install the *Piano-corder* in your piano; those measurements are completely explained in the instruction manual. Although a number of measurements are required, only a few have any serious bearing on the end result, even though some may seem to indicate that you will not be able to install the unit. In some cases further instructions show you how to overcome the problem, while in other cases, (depending upon your abilities as a technician) you may be able to find your own way out of dilemma.

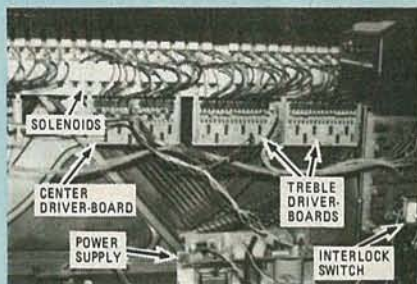


FIG. 3—MOST OF THE ELECTRONICS are installed in the lower part of the piano. Shown here are the solenoids, three of the five solenoid-driver boards, the playback-logic board, and the power supply.

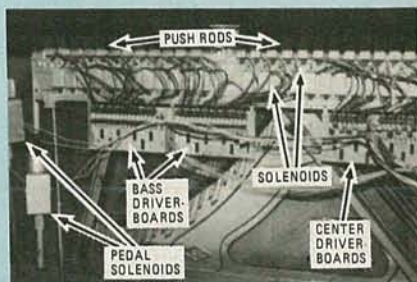


FIG. 4—DURING PLAYBACK, the piano keys are operated by the solenoids which, in turn, are controlled by the appropriate driver boards. The solenoids at the far left operate the "soft" and "sustain" foot pedals.






FIG. 5—THREE 1/2-INCH SLOTS (one shown here) had to be cut into the keybed so that push rods connected to solenoids mounted on the underside keybed could operate the keys. Seven keys were removed here to show detail.

### Modifying your piano

The modifications that have to be made to the piano will vary with the type of piano you own. In my case, probably the biggest one was cutting three 1/2-inch-wide slots through the keybed; those slots let the solenoids that are installed on the underside of the piano operate the keys (see Fig. 5). In addition, I had to modify the mounting bracket that connected the "harp" frame to the keybed. (I cut it down.) The pedal "trap" mechanism also had to be remounted to provide clearance for the pedal solenoids. Although that was easily done for my piano, the same may not be true for other units. The instructions for this part of the project leave the details entirely up to you and plainly state that the examples provided are only representative of some of the methods that can be used.

### Installation

It is important that the solenoid push-rods contact the underside of each key




FIG. 6—THE *PIANOCORDER'S* cassette tape recorder looks much like a regular one. The master ON/OFF switch is at the left.

as cleanly as possible. A locating "stick" has to be prepared, and is used to determine those contact points; it must be marked accurately. The positions determined by the stick are used to place the solenoids in their proper positions on the solenoid rail. If you are sloppy when you position the solenoids, you may have the nasty and time-consuming problem of making individual adjustments after the assembly has been installed in the piano. (In my case, one solenoid was misadjusted; that error caused two of the keys to sound at the same time.)

Since the *Pianocorder* uses cassette tape, it also needs a cassette recorder/player. That unit, shown in Fig. 6, looks like a ruggedized version of a standard portable one. It runs at a speed of 3 3/4 inches-per-second. In use, the recorder/player swivels out from under the right-hand side of the keyboard. The master ON/OFF switch and other operator controls are also located on the recorder assembly. Some pianos (mine included) may have a slight rim at the front of the cabinet, in the area where the recorder is to be mounted. The modification needed in that case is simple: A half-inch spacer is used to give the recorder enough room to clear the rim.

Since, for some reason, someone had previously modified the piano I used for this project, some of the situations I ran into should not be considered typical. For instance, it appeared that sometime in the past the entire keyboard (and key-




FIG. 7—ADDING A HALF-INCH block of wood to the bottom of each key made it possible to install the *Pianocorder* in my piano. The lower key is shown unmodified.

bed) had been raised a full inch above their normal position. Since the solenoid push-rods could not reach the underside of the keys because of that increased elevation, it at first appeared impossible to install the *Pianocorder*. Fortunately, I was able to solve that problem with a little ingenuity. Gluing half-inch-thick pieces of wood to the underside of each key (see Fig. 7) made up for the increased height and, when the project was completed, the player piano worked perfectly.

It is interesting to note that the above modification also could have saved me considerable work in cutting the mounting bracket. As mentioned earlier, I had shortened the bracket so the solenoid rail could be placed closer to the key-

bed and allow the push rods a longer throw; the added pieces on the keys served the same purpose.

From the point where the solenoid rail is installed in the piano, the work consists mostly of drilling pilot holes for the screws used to mount the various parts of the *Pianocorder*. Surprisingly, however, most of the system's components are connected to each other, and very little is actually attached to the piano. In fact, only the power supply and the playback logic-board (with the piggy-back-mounted "expression" board) are actually secured to it. With the exception of installing the record key-switches (more on those later), all the work is done in the lower section of the instrument.

The instructions are phrased for use by piano technicians who, in all probability, are not too familiar with the electronic parts of the reproducing system. Because of that, it may seem to some readers that the instructions have been too simply written at times. Bear with them, however; they will lead you through the project, and help insure that the piano will produce wonderful music when you're finished.

As you may have guessed by now, installing the *Pianocorder* in your piano is not a one-night project. However, if you decide to undertake the job, the time you spend will be justified by the entertainment this system can provide. The completed player piano will amaze your friends and neighbors, and provide untold hours of family fun. There are tapes available that cover just about every musical taste or period and in addition, you will have the pleasure of being able to record *your own* performances for posterity!

Installing the *Pianocorder* in my piano has been one of the most enjoyable construction experiences that I've had in a long time. Coming from an electronics "builder," that statement means quite a bit. In closing, it should be reiterated that this kit is *not* something for an inexperienced person to undertake without some help from someone with a good knowledge of tools and their proper use. Yet, if you use good common sense and follow the instructions, you should be able to complete this satisfying project.

R-E





MOST OF THE NOISE-REDUCTION SYSTEMS used in high-fidelity circles during the last few years have been geared primarily to tape recording and playback. For example, Dolby noise reduction, while sometimes used by FM stations to increase their noise-free coverage area or to improve the dynamic range of their musical programs, is confined mostly

to tape-recording applications. Specifically, *Dolby B* noise-reduction encoding and decoding has found its widest application in stereo cassette-tape decks.

To date, the only companding type of noise-reduction system that has been applied to phonograph records has been the one developed by dbx, Inc. In that system, program material is first compressed by a ratio of 2:1 for cutting the master disc, and then expanded by a ratio of 1:2 during playback of records manufactured from that master. While the system is startlingly effective, both in terms of noise reduction and in terms of increased dynamic range capability, a dbx decoder is required to play the discs. If they are played back without the decoder, they sound—to say the least—strange.

Now, CBS has come up with a new companding system for discs, designated *CX*, that is said to offer several advantages over any earlier one. Among them are:

1. Compatibility—encoded recordings can be listened to with or without a decoder.
2. A 20-dB reduction in perceived surface-noise.
3. Excellent transient response.
4. Little or no audible pumping (audible variations in the volume of the background noise due to the action of the filters) or switching of noise in the companded state.
5. Relatively independent signal levels.

To get the most out of the system a decoder costing about \$100 is required, but what sets the *CX* system apart from the others is that a *CX*-encoded record can be played on ordinary equip-

ment without the decoder and still sound good. With most musical selections, the undecoded record is comparable in sound quality to a conventional record containing the same program material. Of course, with no expansion during playback, there is no noise reduction. With the decoder, the quality is nearly indistinguishable from

will reduce this to about 81 dB. That is still about 20 dB better than the 60-dB dynamic range available on the best modern vinyl records. Hence, by choosing a 20 dB companding system, and adding the 20 dB of dynamic range at the "bottom," CBS has, in effect, permitted today's vinyl records to equal multi-channel digital tape-recordings as

far as dynamic range and quietness are concerned. Sounds that were previously masked by record surface-noise can now be heard clearly.

### Wide-band companding

Record-surface noise has a frequency spectrum similar to that shown by the broken line in Fig. 1: it is relatively strong at bass and treble frequencies. However, sensitivity of the human ear decreases at low and high frequencies, as is shown by the constant loudness-contour curve (the solid-line) in that figure. If the value of the constant loudness-contour curve is subtracted from that of the record surface-noise curve, it can be

## CX Noise Reduction for Phono Records



*A new noise-reduction system for records from CBS provides 20 dB of noise reduction, yet discs made using it suffer no loss in quality when played without a decoder.*

LEN FELDMAN  
CONTRIBUTING EDITOR

the original master tape, whether analog or digital.

### Why stop at 20 dB?

The *CX* system works by adding 20 dB to the dynamic range of a recording. This expansion is added at the "quiet" end of the range—the area where record surface-noise begins to present problems.

The reason CBS settled for just 20 dB is interesting. The new system is obviously designed to serve as a stop-gap measure until true digital phonograph-records become available. (The records that are called "digital" today are simply analog discs that have been mastered from digital-audio tapes.) Now that tape hiss is no longer a limiting factor in mass-produced phonograph records (thanks to digital master-tapes) the new limiting factor becomes the surface noise of the disc itself. A professional-type digital tape recorder has a maximum effective dynamic range of about 95 dB per channel. After a 24-track mix-down, it can be shown that the randomly added noise introduced

seen that the perceived noise is nearly flat as a function of frequency. From that, CBS concluded that noise reduction should be uniform at all frequencies. That differs from the approach used by Dolby for tape and FM broadcasting, largely because the noise spectra for those media are not the same as the surface-noise spectrum of a phonograph record.

The wide-band compression/expansion function shown in Fig. 2 was chosen by CBS for its system. The compression curve has a 2:1 gain for signals from above 0 dB reference level (5 cm/second lateral stylus-velocity at 1000 Hz) down to -40 dB. Since compression below -40 dB is not desirable because it would tend to raise the level of the background noise of the master tape above that of the surface noise of the record, the compression slope is rapidly changed to 1:1 below -40 dB.

If digital tape is used as the mastering source for a record, the perceived signal-to-noise ratio is *reduced* by the 20-dB compression, making it roughly



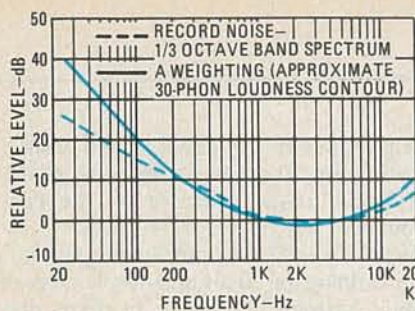


FIG. 1—WHILE RECORD SURFACE-NOISE is greater at bass and treble frequencies, the sensitivity of the human ear is reduced in those ranges. The overall subjective response is essentially flat.

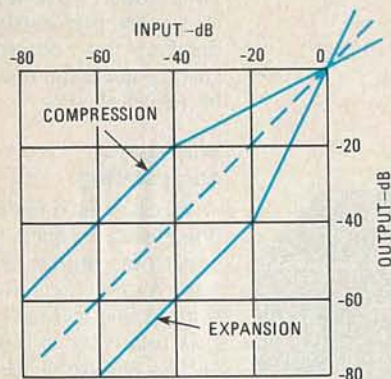


FIG. 2—COMPRESSION AND EXPANSION curves for the CBS noise-reduction system. The curves are complementary so that a processed signal will closely match the original program source.

equal to that of a conventional (unencoded) record. If an encoded record is played back without the benefit of a corresponding expansion circuit, changes in the dynamic gain of the master tape's noise tend to be masked by the continuous record-surface noise, making them all but inaudible to the listener. That effect is aided by carefully choosing the time constants that are used in the control circuitry of the system (more on that later).

Figure 2 also shows the expansion curve of the system. That curve is complementary to the compression curve so that a signal that undergoes the entire process of compression and expansion will match the original program source closely, but with 20-dB less noise. For proper operation, the system requires reasonably accurate tracking by the phono stylus. Not all phono cartridges deliver exactly the same level of output for a given stylus velocity in a record groove and for that reason it is possible for the reproduced signal to differ somewhat from the source material.

According to CBS, however, that effect has been found to be virtually unnoticeable for mismatches of up to 6 dB between the expansion and compression curves. Some of the CX expanders on the market offer a calibration adjustment so they can be used with virtually any stereo cartridge.

## Expander

A block diagram of the CX expander is shown in Fig. 3; a representative schematic is shown in Fig. 4. Left- and right-channel signals from a CX-encoded record are fed directly to their respective variable-gain amplifiers. At the same time, those signals are processed by a control circuit whose output is the control voltage for the variable amplifiers. The control circuit consists of three distinct sections: a rectifier circuit with a preset threshold-voltage, a filter circuit, and a time-constant circuit.

### Rectifier circuit

In the rectifier circuit, the combined left- and right-channel inputs are full-wave rectified before being passed on to a maximum-signal selection output. For signal values above the preset threshold,  $V_C$ , the control circuit's output varies in direct proportion to the input-signal level. These changes control the amplification factor of the variable-gain stage. Together with the changing signal-levels at the variable-gain stage, the combined effect is an output that increases or decreases at a 2:1 ratio with respect to the input, when the level of that input is above  $V_C$ .

When the signal level falls below  $V_C$ , the control circuit's output no longer changes. Under those circumstances no expansion takes place between the input and output.

### Filter circuit

The main filter-circuit (IC2-a, D6, R10, R11, and C3 in Fig. 4) is relatively fast, with an attack time-constant of about one millisecond and a release time-constant of about 10 milliseconds. Those time constants allow for rapid

action of the control signal.

If the output of the main filter-circuit were used by itself as a control signal, the results would be unacceptable because noise, distortion, and pumping would occur. To avoid those effects, the multi-filter, multi-time-constant, circuit shown in Fig. 3 is used.

### Multi filter/time-constant circuit

This circuit consists of four filters whose outputs are added together to form a single control-signal. Filter 1 is high-pass filter with a "dead band" (the filter ignores signals below a certain level) and a positive-peak rectifier; the filter has a time constant,  $T_1$ , equal to 30 milliseconds. Filter 2 is a low-pass type with a time constant,  $T_2$ , of 2 seconds. Filter 3 is a low-pass type, with a dead-band and a positive-peak rectifier; that filter's time constant,  $T_3$ , is 30 milliseconds. Finally, filter 4 is another low-pass type, with a dead band and a negative-peak rectifier; it has a time constant,  $T_4$ , of 200 milliseconds.

### Filter operation

Filter 2 is used to insure minimum audible noise and signal modulation in steady, low-level, signals. If it were used alone, it would suffice for that purpose but would not respond adequately to rapid changes in musical content. That is the function of the remaining filters.

Filters 3 and 1 are used for musical-transient signals of short or medium duration. Filter 3 allows a fast attack to pass, and then begins its 30-millisecond decay. Even with good filtering ahead of this stage, its DC input will contain some ripple. If the ripple component is

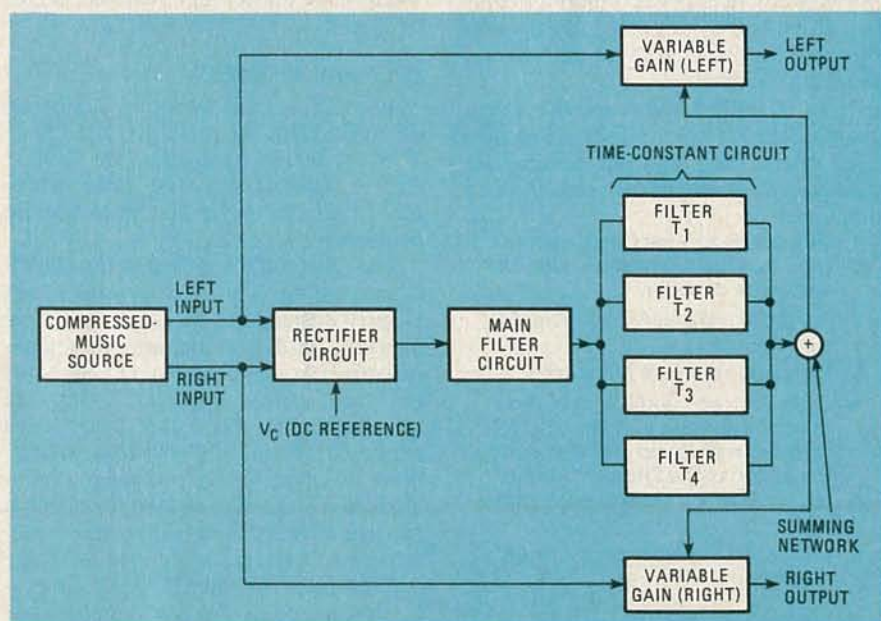


FIG. 3—BLOCK DIAGRAM of a CX expander unit. The input signal is fed to both variable-gain amplifiers and to a control circuit. The output of the control circuit (which consists of rectifier, main filter, and time-constant circuits) is the control current for the variable amplifiers.



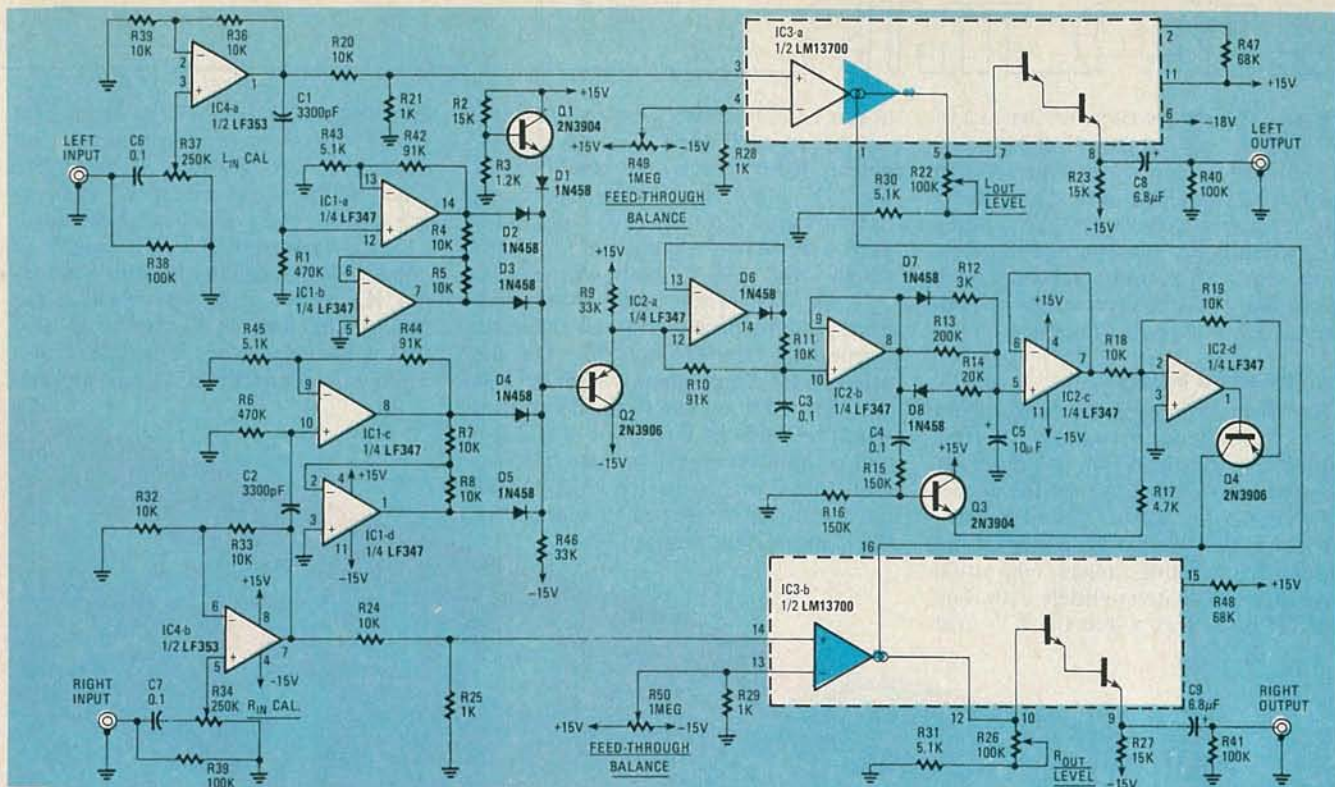


FIG. 4—THE OUTPUT of the time-constant circuit is buffered by IC2-c, and then summed by IC2-d and Q4, a voltage-to-current converter. The control current for the variable-gain amplifiers (IC3-a and IC3-b) is taken from the collector of Q4.

not removed, audible distortion will occur in the transient. Listening tests have confirmed that the human ear is not particularly sensitive to such distortion if its duration is less than 30 milliseconds. So filter 3 passes only the first 30 milliseconds of the attack-transient. If the signal continues for longer than 30 milliseconds, filter 1 takes over. It is a low-pass filter with a 30-millisecond time constant. When a sudden transient signal occurs, that filter will ignore the signal for the first 30 milliseconds, but will allow what comes after that length of time to pass. It will also remove nearly all of the ripple from such signals.

Filter 4 is used to control sudden decreases in signal levels. If such sudden decreases were not controlled, pumping or "breathing" would be heard. It's been demonstrated that the human ear is not sensitive to pumping during a rapid decay of not more than 200 milliseconds. Filter 4 allows the circuit to track the decay for that length of time. After that period, at the time when the listener would begin to notice the decay, control is taken over by filter 2. That filter, thanks to its two-second time constant, keeps the noise-level relatively steady.

According to CBS engineers, the overall combination of the four filters allows their system to operate effectively with music signals that would be

considerably more difficult for other noise reduction or companding systems to handle.

An obvious advantage of the system is the compatibility claimed for it. If the encoded version of a given piece of music is indeed virtually indistinguishable from the conventional pressing of the same material, CBS Records, or anyone else using the CX system, will have to produce only one type of recording in the future. The casual music listener can then listen to that recording on his ordinary phonograph or hi-fi component-system as he normally would. The more serious audiophile, on the other hand, will be able to add a relatively inexpensive expander accessory to his stereo system and enjoy the full benefit of an additional 20 dB of noise reduction.

It is interesting to note that CBS has proposed that its new companding system be incorporated in any multi-channel TV-audio system that might be approved by the FCC in the future. Transition to stereo audio (or multilingual audio), regardless of which of the proposed systems is chosen, is bound to result in some degradation of audio signal-to-noise ratios for many viewers within a TV station's service range. The incorporation of a companding system at the outset would help to offset that degradation. Furthermore, since the CBS system is claimed to be

compatible, those viewers who continue to watch the future "stereo" TV programs over their mono TV receivers would not notice any difference in audio quality. Other noise reduction systems that have been suggested for TV stereo-audio include a modified, compatible form of the linear *dbx* companding system and the newly developed *Dolby C* noise-reduction system (see the May issue of *Radio-Electronics*) from Dolby Laboratories. **RE**



"Mmmmm—what smells so good?"



# BUILD THIS

**Part 3** IN THIS PART WE'LL FINISH up the Programma 2, calibrate it, and put it to use. All the hard work is already done, so all that's left are a few easy things like stuffing the switch board, and putting the electronics in a case. Let's get started by discussing the circuitry on the switch board before we put it together.

## Switch board theory

Surprisingly enough, the switch board isn't absolutely necessary in this project! A three-position switch could be used in its place to select the proper VCO, serving as a "bandswitch." However that isn't a very elegant approach to selecting ranges, and you'd have an extra switch to fiddle with. Top that off by realizing that the IC's cost

at pin 1 of the IC goes low. Since those conditions also apply to a "9" input, gate IC304-a detects that condition via the "D" input, and prevents decoding of that value. Pin 1 of IC302-b drives inverter IC304-c, which puts a logic "high" on gate IC303-b whenever a "3" or "4" switch input is decoded. That "high" passes through the gate, turning on transistor Q302. On the other hand, if any other number besides "3" or "4" is applied to the decoder, it won't be decoded, and pin 1 of IC302-b will be high. That goes to gate IC303-a, and turns on transistor Q301. That takes care of the decoding scheme for the 1-MHz switch position.

easy to get if you don't have them. That makes this phase of the project a good candidate for a Sunday afternoon when all the stores are closed. Refer to Fig. 15 for details as you stuff the board.

Start by positioning the board as shown. Then begin by installing the 16-pin IC socket at IC301. Position the notch indicating pin 1 pointing up. (Do that with the rest of the sockets, too.) Then install the three 14-pin sockets.

# Synthesized RF Generator



GARY McCLELLAN

*In the concluding part of this article we'll finish building the Programma 2 synthesized RF generator, calibrate it, and present some hints on using it.*

about the same as a decent switch, and you'll want to build the board.

Basically, the switch board, whose schematic is shown in Fig. 13, is nothing but a decoder circuit. It plugs into J101 on the control board, and decodes the BCD signals from the 10-MHz and 1-MHz positions on the switches. The decoded signals then turn on one of three transistors on the VCO board, applying power to the correct VCO circuit.

In operation, BCD data from the 1-MHz switch position is supplied to the switch board, and drives display decoder IC301. Although the IC was designed to drive an LED display, it can decode in other ways, too. When binary-coded-decimal inputs of "3" or "4" are applied to the decoder, the "b" and "g" segment outputs are high, while the "e" segment is low. Gates IC302-a and -b detect those conditions, and the output

Decoding the 10-MHz switch position is easier. Gate IC304-b detects a logic "high" on either the "A" or "B" inputs. When that happens, as it would if the switch were set to "1," "2," or "3," the output of IC304 goes low. That shuts down gates IC303-a and -b making transistors Q301 or Q302 turn off. At the same time, the pin-4 output of IC304-b is inverted by IC304-d, turning on transistor Q303. Thus, the 10-to-30 MHz VCO is selected.

The remaining components on the board are strictly for protection, and can save the IC's if the cable to the control board is plugged in backwards.

## Switch board construction

Assembling this board is easy, and the whole thing should take little time. The foil pattern is shown in Fig. 14. Note that all the parts are common, and should be

Check to be sure you've soldered all connections.

Continue with the resistors. Install six 100K units at R301 through R306 as shown, near the left side of the board. Then install a 10K resistor at R307. Bend the leads as shown, and insert into the board. Below it, install another resistor at R308. Finish up by installing a 10K unit at R309. Again, bend the leads as shown, and then insert them into the board. Note that "spaghetti" tubing over the leads is unnecessary.

Note that the two jumpers run between the ICs. Use leftover resistor leads for the jumpers, if you wish. Install the jumper that runs horizontally between IC301 and IC304. Bend the wire into shape first, and then insert it into the board. Pull the wire tight against the board before soldering. After that, install the vertical jumper in the same



manner. Be sure to pull it tightly against the board so that it can't touch the first jumper.

Now for the transistors. Note that they are all 2N3904's, and that they all mount facing in the same direction. Mount Q301 first, with the flat side in the case pointing up. Then mount Q302 below it in the same manner. Finally, mount Q303 near the bottom of the board, with the flat side pointing up.

Install a 1N4148 diode at D301 as shown, with the banded end pointing toward the center of the board. Then install a 0.1  $\mu$ F disc at C301 between the transistors. That takes care of the component installation on the board.

Finish up with the cables, starting with the input cable—the one with the plug on it. Cut about a six-inch piece of 8-conductor ribbon cable, and prepare the ends. Then prepare the 8-pin DIP header PL101. Solder the wires to it in order, and snap the cap in place.

Connect the other end of the cable to the board as shown in Fig. 15. (You may want to check out the connections with an ohmmeter.) Once the input cable has been installed, you can proceed to the output cable. Cut about an eight-inch length of 3-conductor ribbon cable, and prepare the end. Install the wires in the holes near the transistors as shown in Fig. 16. You should make a note of where the wires go, for future reference. That completes the board wiring.

At this point you can install the IC's.

Refer to Figs. 15 and 16.

### Final assembly

The time has come to install the boards in a case and to connect the cables. But first, a few comments about the cabinet you should use. The prototype used a leftover cabinet from a piece of medical equipment. It's not available commercially but you can probably do just as well with an "off the shelf" product. When you shop for a cabinet, look for one that is at least 3 inches by 8 inches wide by 7 inches deep. That was the size of the prototype's cabinet, and is just right to hold the boards. Also, it should be all metal for shielding. If you use a plastic cabinet, the unshielded electronics may interfere with sensitive measurements. Knowing those two requirements, you are all set to visit your electronics supplier and make a selection. You might even want to use a plain chassis box to keep costs down. If painted and labelled carefully, the box can look better than most cabinets!

Once you have a suitable cabinet you can lay out the boards and controls. Probably the best arrangement is the simplest, so you might want to copy the layout shown in Fig. 17. Otherwise, just be sure to space the control and VCO boards as close together as practical; the rest isn't critical.

Here are some tips to make the board layout easier. The only areas to be concerned about are the front panel and the

bottom. Since the front panel holds only five parts, it's not a problem. That leaves the bottom of the cabinet. Position all three boards on it to determine where to mount them; then use the boards themselves as templates to mark the mounting holes.

Be sure to allow extra room at the front of the cabinet for the switches. About three inches of clearance should be the minimum. Also, if you can, mount the switch board near the front on the bottom of the cabinet. That allows easier access to the control board, which was partly covered by the switch board in the prototype—not such a good arrangement from a service standpoint. With those suggestions, board placement should be easy to determine.

The next step is to machine the cabinet. You can start with the bottom of the cabinet by drilling out the mounting holes for the boards. Then drill a hole in the rear panel for the power cable. It may be necessary to enlarge it so that a grommet can be installed to protect the cable. (We used a plastic strain-relief salvaged from a junked appliance.) You can now drill the front panel. Generally, it will be necessary to clamp the panel in a vise so the holes can be drilled accurately. Be sure to protect the panel's finish by placing a piece of cloth between it and the jaws of the vise. When it comes to making the cutout for the FREQUENCY SET switches, probably the best way is to drill small holes around the

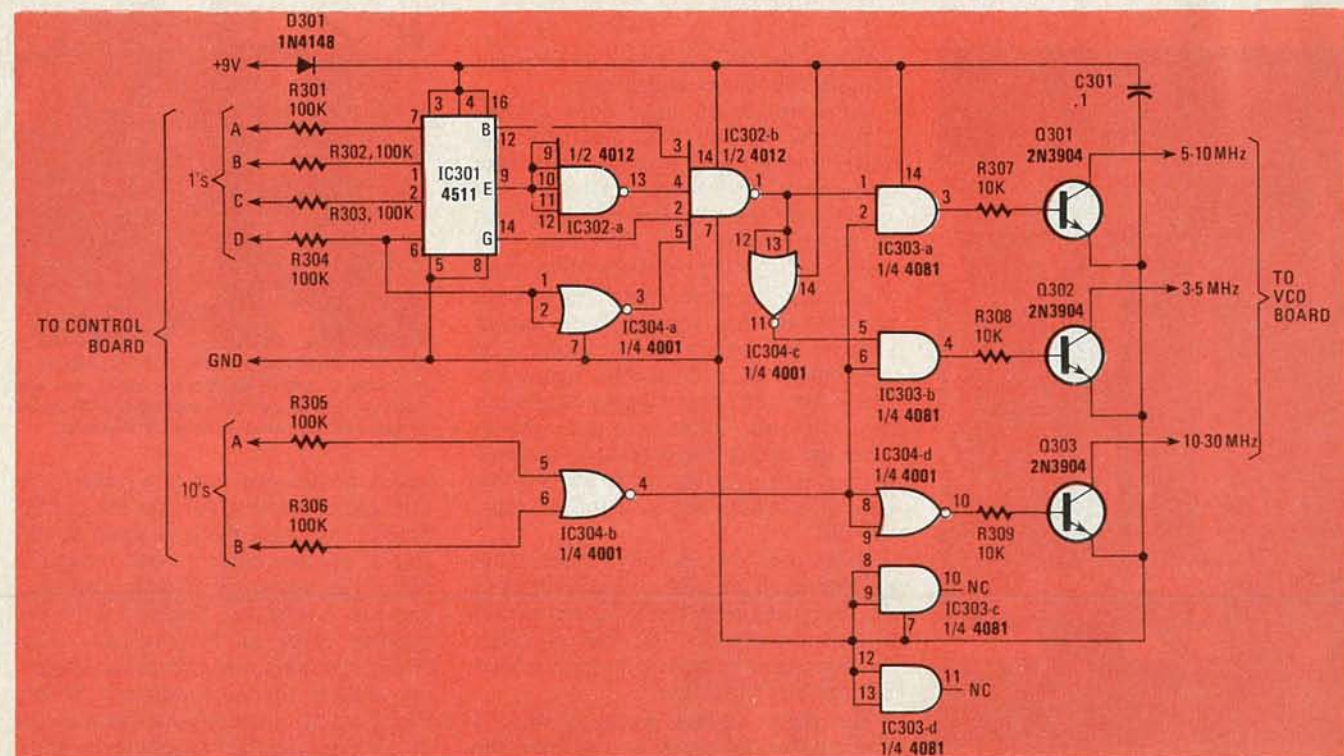


FIG. 13—A SEVEN-SEGMENT LED DECODER, IC301, is put to a rather unorthodox use on the switch board. Its segment-output states determine which of the generator's VCO's will be active.



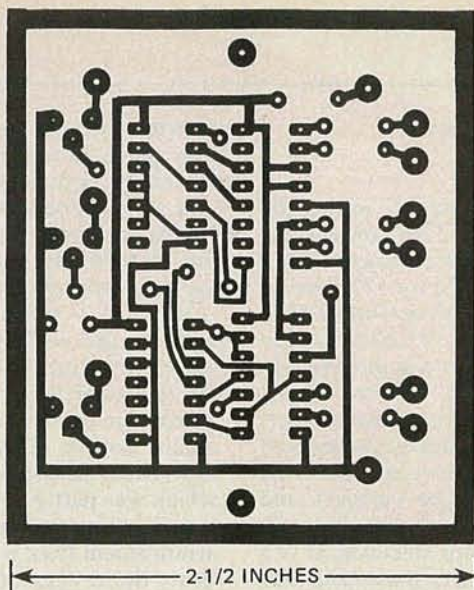


FIG. 14—FULL SIZE FOIL PATTERN for the switch board. Large pads are used to make off-the-board connections.

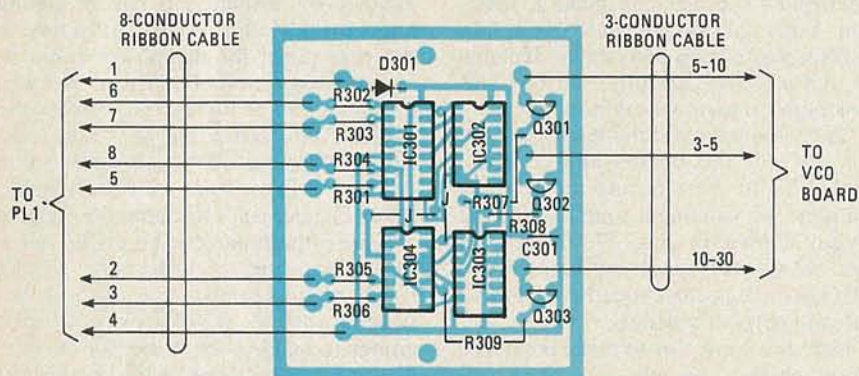


FIG. 15—EIGHT-CONDUCTOR RIBBON CABLE is used between the board and PL1. The plug itself is an 8-pin DIP header. If you can't locate one, cut down a 14- or 16-pin header.




FIG. 16—NOTE THE WAY the leads of resistors R307 and R309 are bent.

inside of the outline, knock out the center, and file the opening to size.

After the holes have been drilled, scrub the cabinet with detergent and water to remove any grease. Then rinse and rub it dry. Next, label the front panel with press-on letters, label tape, or anything else you care to use. We used press-on letters successfully, and you can do the same. One thing, though, and that is when you get to the RANGE switch, use *several* labels. Include 3-30 MHz below HI, and 0.3-3 MHz below LO. The extra labels make the RANGE switch easier to use. Other than that, simply label the controls according to the prototype. Be sure to cover the labels with a coat of acrylic spray so that they don't rub off.

Once the spray is dry you can install the boards in the cabinet and hook them up. You can install the VCO and switch boards immediately, but hold off on the control board because a few wires must be connected to it first.

Cut three six-inch pieces of RG-174 50-ohm coaxial cable, and prepare the ends. Don't substitute ordinary mike cable for this miniature coax—it's too

## PARTS LIST—SWITCH BOARD

### All resistors 1/4-watt, 5%

R1—5000 ohms, potentiometer, linear taper with switch

R301-R306—100,000 ohms

R307-R309—10,000 ohms

### Capacitor

C301—0.1 F, 16 volts, ceramic disc

### Semiconductors

IC301—CD4511 CMOS 7-segment latch/decoder/driver

IC302—CD4012 dual 4-input CMOS NAND gate

IC303—CD4081 quad 2-input CMOS AND gate

IC304—CD4001 quad 2-input CMOS NOR gate

Q301-Q303—2N3904 or equivalent

LED1—jumbo red LED

D301—1N4148 or 1N914

S5, S6—SPDT toggle switch

T1—wall-plug transformer, 12 volts, 600 mA

PL1—8-pin DIP header

J1—BNC connector, chassis-mount

**Miscellaneous:** PC board, IC sockets, 1/2-inch threaded standoffs, metal enclosure (see text), knob, RG-174 coax, ribbon cable, etc.

A complete set of three boards for the Programma-2 is available for \$22.00 ppd. from: Technico Services, PO Box 20HC, Orangehurst, Fullerton, CA 92633. CA residents please add 6% tax; foreign orders please add \$3.00 for shipping. Order No. SSG-1.

A complete set of parts, excluding boards, crystal, transformer and case, is available for \$112.00 ppd. from: Circuit Specialists, Inc., PO Box 3047, Scottsdale, AZ 85281. Order No. KT-5. Phone orders (800) 528-1417; all other inquiries (602) 966-0764. AZ residents please add tax.




FIG. 17—CONTROL AND VCO BOARDS are mounted side-by-side. Switch board, not seen here, sits above coils at lower right. BCD thumb-wheel-switches are visible at top of photo.

lossy. Solder one end of a cable to the VCO pads (below Q101) on the control board. Note that there is a pad for the shield of the cable, even though it doesn't go anywhere. That is intentional and not a mistake. Solder one end of another cable to the DIV pads (near C101). Connect one end of the remaining cable to the MOD pads (near R128). Finish up by cutting two six-inch pieces of hookup wire, and stripping the ends. Solder one wire to the PWR pad (above C106), and the other to the -2V pad (at



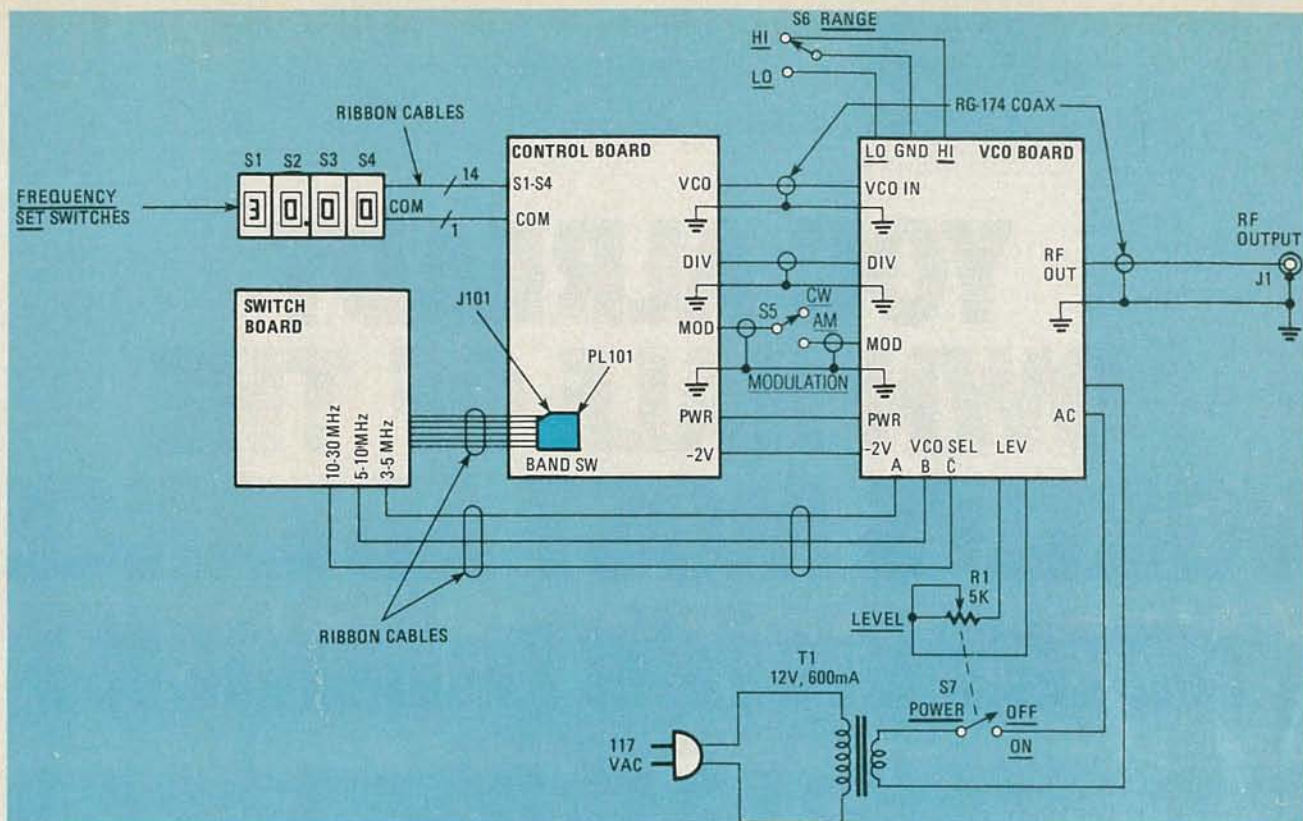


FIG. 18—INTERCONNECTIONS between all boards. Extensive use of color-coded ribbon cable keeps things neat and makes circuit-tracing easy.

R127). That takes care of the control board, and you can now mount it in the cabinet.

The last construction step is to interconnect the boards. Refer to Fig. 18 for details as you make the connections. Start by attaching RCA-type phono plugs to the ends of the coax cables from the control board. Then plug each one of them into the appropriate jack on the VCO board. Next, connect the leads from PWR and -2V pads on the control board to the appropriate terminals on the VCO board. Double-check to be sure they go to the right places; otherwise you may damage the control board. Connect LEVEL pot R1, and power switch S7. Wire up the pot first, using hookup wire to connect it to the board. Then wire up the power switch. If you use an external wall-plug type transformer, all that's necessary is to wire the switch in series with the VCO board and transformer. If you can't find such a transformer, and use an internally-mounted unit, switch the transformer's primary instead.

Next is the RF OUTPUT jack. Cut a piece of RG-174 coax long enough to reach from the jack to the RF OUT jack on the VCO board. Then attach an RCA plug to one end of the cable and plug it into the VCO board. Solder the other end to the jack, and *be sure to make a good ground connection*. That is important because that connector is the *only ground* in this project! Connect the RANGE switch, S6, by running three pieces of hookup wire from it to the

VCO board. (Ribbon cable is great for that!)

Finish up with the switch board connections. Plug PL101 into the 8-pin socket on the control board, and then connect the three wires to the corresponding pads on the VCO board.

That completes the construction. Double-check your work and correct any problems you find before applying power.

### Calibration

In all probability, the Programma 2 will work pretty well the first time power is applied, without any calibration. Still, a few adjustments are required to insure that you can get all frequencies set by the switches, and to set the modulation level and get the best accuracy. To make the adjustments you'll need either a receiver with 10-MHz WWV capability, or a frequency counter. For tools you'll need a hex alignment-tool for the coils, and a small screwdriver.

The first step is to set the frequency range of the VCO's. That means that the coils must be adjusted so that the VCO's cover 3-5 MHz, 5-10 MHz, and 10-30 MHz. The front ERROR lamp will show when the coils are adjusted properly.

Make the adjustments in this order: Set the switches to "03.00" and turn on the power. The ERROR lamp may be lit or flickering. If it isn't, adjust L203 on the VCO board until it shows some sign of life. Then adjust the coil until the lamp goes out, and keep turning the core for

about 1/2-turn more. Switch to "04.99," and check the lamp; it should blink and go out. If not, back off the core slightly. The lamp should now blink and go out for switch settings of "03.00" through "04.99."

Set the switches for "05.00." Again, the ERROR lamp may be lit or flickering. If not, adjust L202. Then adjust the core until the lamp goes out, and turn the core about 1/2 turn more.

Now switch to "09.99," and check the lamp. It should blink, and then go out. If not, back off the core slightly. The lamp should blink and go out for switch settings of "05.00" through "09.99."

Set the switches for "10.00." The ERROR lamp may be lit or flickering. Adjust L201 for some indication. Then adjust the core so that the lamp goes out, and turn it about 1/2-turn farther. Switch to "30.00" and check the lamp. It should blink and go out. If it doesn't, back off the core slightly. The lamp should blink and go out for switch settings of "10.00" through "30.00" MHz.

That takes care of the VCO frequency-range adjustments. Now for the modulation-level adjustment. It can be made with an ordinary AM table-radio. Otherwise, you can use a shortwave receiver set to about 3 MHz. Here's how to make the adjustment:

Set your receiver to a clear frequency. Set the FREQUENCY SET switches to the same frequency. Then flip the MODULATION switch to AM. Connect a piece of

*continued on page 77*



**YOU ALREADY  
OWN HALF OF THE  
WORLD'S MOST ADVANCED  
HOME ENTERTAINMENT  
SYSTEM.**





You're already halfway to Magnavision® right now. Because all you have to do is plug it into your present color TV set.

Magnavision is a turntable. A video turntable as well as an audio one. It plays discs that show pictures on your TV. With stereo sound capability.

And what pictures. Magnavision delivers a picture that's clearer and crisper than video tape TV, even TV itself. And the Magnavision picture lasts, because the discs are impervious to wear.

See the buttons on the front of the Magnavision unit? They give you total control over what you watch and how you watch it. Consider the possibilities: Reverse. Slow motion. Individual frame-by-frame indexing. More. And you can exercise control from anywhere in the room, since Magnavision Model 8005 (shown here) gives you a full-feature remote control.

#### **AMAZING: PICTURES WITH STEREO SOUND.**

Magnavision even gives you high-fidelity stereo sound.

Just run it through your present stereo system and choose from one of the many stereo videodiscs (concerts, musicals, shows). You can't get stereo with video tape, and stereo TV is years away. Imagine, now you can see Liza Minnelli\*, for example, as well as hear her in stereo concert!

All of this wonderwork comes from Magnavision's laser-optical scanner. It is a beam of light that works like an audio player's "needle." But Magnavision's laser-optical scanner has none of the archaic limitations of a needle.

Magnavision is full of ideas. It can be a



LaserVision

THIS LASERVISION MARK CERTIFIES COMPATIBILITY WITH OTHER LASER-OPTICAL VIDEO PRODUCTS BEARING THE MARK

learning machine as well as an entertainment source. Many of the discs are interactive. You can carry on a dialogue with them. *How To Watch Pro Football*†, *The First National Kidisc*†—games, puzzles, questions and answers for your children, *The Master Cooking Course*†, and *Jazzercise*† are just four examples.

You can put as many different kinds of programs on your television screen with Magnavision as you can imagine. Choose from over 120 videodisc albums now. They range from classic movies to new releases. From sports instruction to art gallery tours. From cartoons to concerts. And new programs are continually being developed exclusively for videodiscs.



So put your half of the world's most advanced home entertainment system together with Magnavision soon. For the name of your nearest dealer, please call toll-free 800-447-4700 (in Illinois, 800-322-4400).

© 1981 N.A.P. CONSUMER ELECTRONICS CORP.  
\*Liza In Concert © Pioneer Artists \* †Optical Programming Association ©

# MAGNAVOX

The brightest ideas in the world  
are here today.

# MAGNAVISION


CIRCLE 83 ON FREE INFORMATION CARD

MAGNAVOX

SEARCH FORWARD REVERSE INDEX







## How to Connect your VCR to More than One TV

*A MATV system can be used to distribute program material from a VCR. Here are some suggestions for getting the most out of a combination of the two.*

**JAMES E. KLUGE**

THERE'S LITTLE DOUBT THAT VCR'S (VIDEO CASSETTE RECORDERS) are here to stay. With their tremendous popularity (sales of over one million units are expected this year alone), VCR's are appearing in more and more homes and places of business.

In most cases a VCR is connected to a single television set, but what happens when you want to connect more than one set to a VCR? Since a VCR both accepts and generates signals that are equivalent to those used by TV receivers, it can generally be connected to an MATV (master antenna) system. Here are several recommendations for integrating a VCR into an MATV setup.

### Connecting a VCR to a single TV set

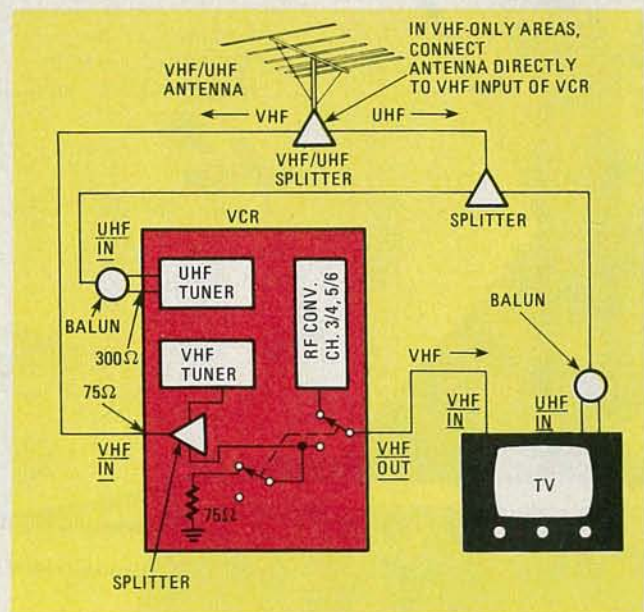
Most VCR's offer a choice of output on either channel 3 or channel 4 (some also have channel-5 or channel-6 outputs); the output channel you choose will depend on the channels not in use in your area.

The VCR is most likely to be located next to the most-used TV set in the house. VCR's usually have a built-in VHF/UHF tuner; the VHF input is 75 ohms, and the UHF input is 300 ohms. The VHF hook-up is made by connecting the 75-ohm VHF antenna lead to the VCR's input and the unit's switched-output (tape or off-the-air) to the TV-set's VHF antenna-terminals.

While most VCR's also accept UHF signals, there sometimes isn't any provision included for bypassing the video cassette recorder so that you are able to view those signals directly. In that case, you will need to use a signal splitter as shown in Fig. 1.

### MATV hookup

If you wish to connect additional sets to a VCR, the best way to go about it might be to tie the VCR and the sets into an MATV system. That will provide extra benefits, including the option of restricting the VCR signals to only certain outlets or TV sets.



**FIG. 1—THIS IS HOW** a VCR is connected to a single television set. In the case of some VCR's the UHF signal must be split as shown if you wish to watch it directly.

A small MATV/VCR system is shown in Fig. 2. First of all, the output from the VCR should be injected at the head-end (the point where the signal enters the system—the lead from the antenna in this case) instead of being connected directly to the TV receiver as was the case in Fig. 1. If there is a blank channel in your area that corresponds to the VCR's RF-converter frequency (and does not have an occupied channel adjacent to it), then a simple two-way splitter connected in reverse is adequate to combine the VCR- and off-the-air-signals at the headend.



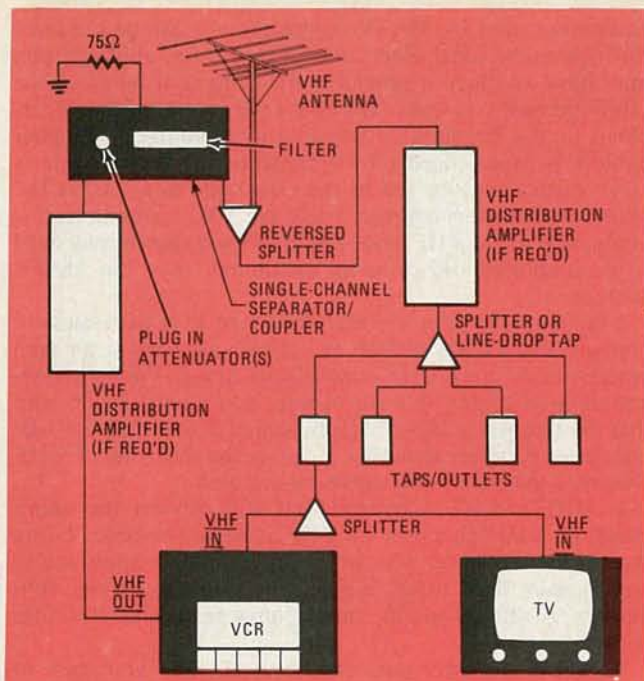


FIG. 2—IN A SMALL MATV/VCR SYSTEM, the output of the VCR's RF converter should be injected at the headend. The setup shown here is recommended if there is an adjacent-channel interference problem.

### Adjacent channels

If you have an *adjacent-channel* situation, where an off-the-air signal may interfere with that from the VCR—or vice versa—a single-channel separator/coupler with a plug-in filter tuned to the VCR's RF-converter frequency, and isolated from the adjacent-channel source by a two-way splitter, will be required. That is the set-up shown in Fig. 2. In a typical example, channel 4 might be in use in the area and the VCR's output selected to be on channel 3. The channel-3 bandpass filter will confine the sideband energy of the channel-3 signal so it will not interfere with the channel-2 or channel-4 signals arriving at the TV tuner. The isolation provided by the splitter will reduce adjacent-channel loading of the filter. It will also serve to minimize any possible radiation of the VCR signal by the antenna, something the FCC frowns upon.

In the system shown in Fig. 2, instead of going directly to the TV receiver, the VCR's output goes back to the headend through a distribution amplifier. The receiver gets its signal from a wall outlet or wall tap via a splitter which is used to feed both the VCR and TV-receiver inputs. To minimize losses, the splitter is located between the wall outlet and the TV equipment. If the VCR's output were split and sent to both the receiver and the headend, that would mean an additional splitter in the circuit. The insertion loss of that splitter, coupled with the loss from the VCR's internal splitter, might weaken the signal enough to produce a snowy picture. Furthermore, programs could not be viewed off-the-air while the VCR was in the play mode.

The signal level from the wall tap or outlet must be high enough to overcome the 3 1/2-dB insertion loss of each splitter. For the system shown in Fig. 2, the signal must survive the losses caused by the splitter inside the VCR, and by the splitter between the wall outlet and the VCR—a total of 7 dB—and still be strong enough to provide an adequate signal level at the VHF tuner of the VCR. A distribution or line amplifier may be required after the headend, and/or at the output of the VCR, to overcome the losses introduced by the splitters.

Another important point to keep in mind is that optimum adjacent-channel reception is possible only when the signals

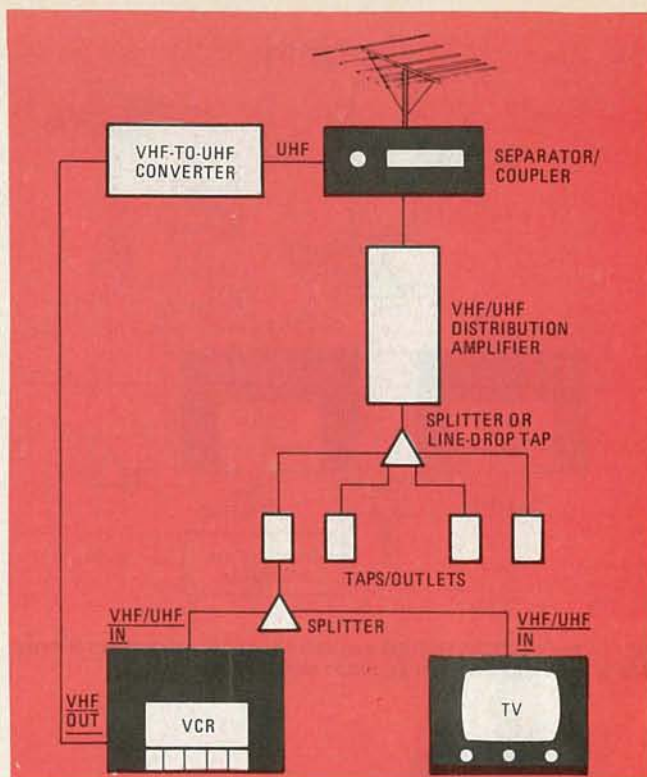


FIG. 3—A VHF-TO-UHF CONVERTER can be used in situations where a co-channel interference problem exists. In areas where UHF channels are in use, make sure that the output of the converter is higher in frequency than any of those channels.

on the adjacent channels are equal in level. In many cases, in-line or plug-in pads (attenuators) will be required to balance things out.

### Co-channel problems

Suppose you live in an area where both channel 3 and channel 4 (or 5 and 6) are in use. What do you do when your VCR also uses those channels for output to a TV receiver? That is known as a *co-channel* problem and can be handled only by converting the VCR's channel-3 or channel-4 output to a UHF channel, which requires a VHF-to-UHF converter as shown in Fig. 3. The converter is a common piece of

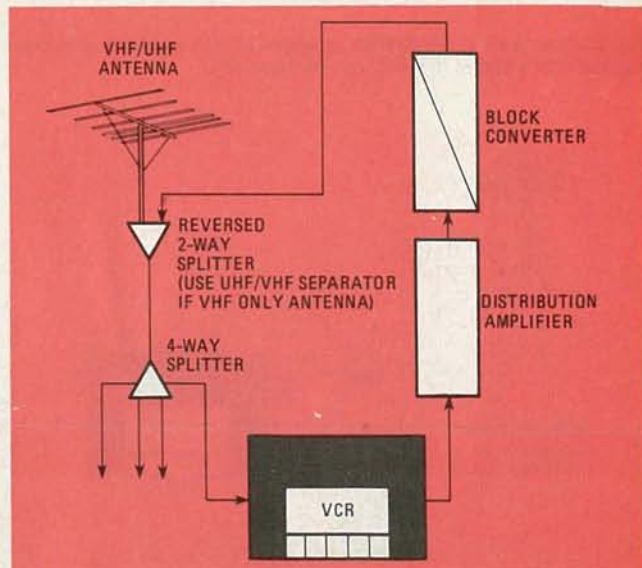


FIG. 4—IN SOME CO-CHANNEL INTERFERENCE situations, a VHF-to-UHF block converter is more economical to use than several single-channel converters.



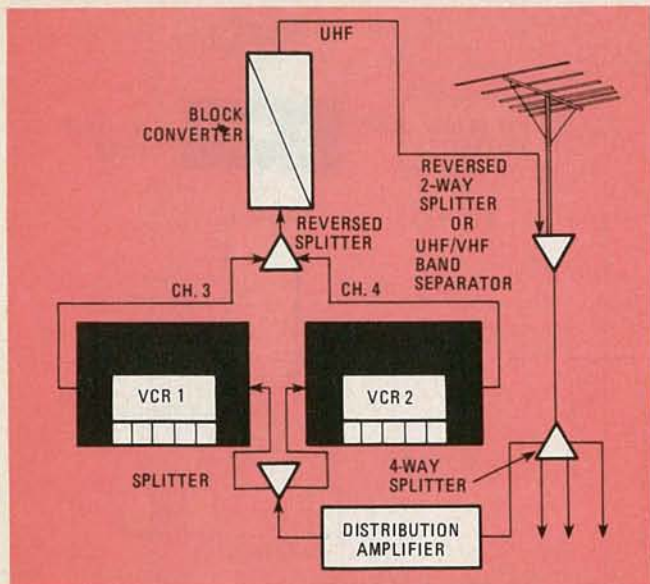


FIG. 5—BLOCK CONVERTERS can also be used to connect two or more VCR's to an MATV system as shown here.

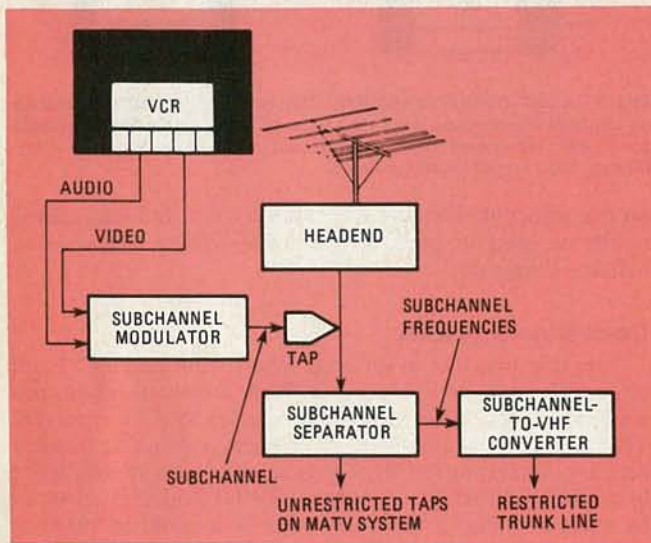


FIG. 6—ONE WAY TO RESTRICT reception of VCR programs is to convert the VCR's output to a subchannel frequency.

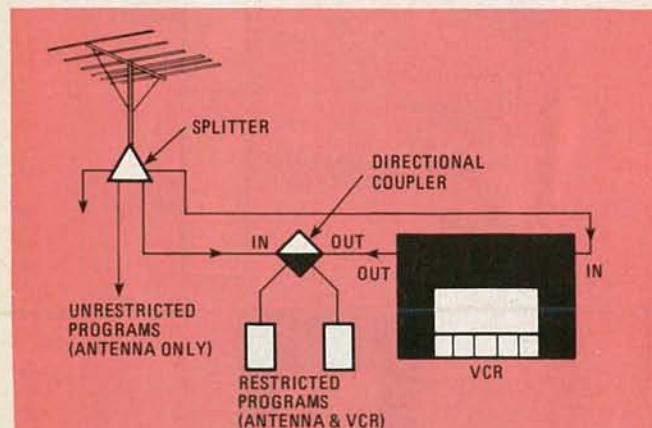


FIG. 7—A DIRECTIONAL COUPLER can also be used to limit who can watch VCR programs. In the arrangement shown here, only the sets connected to the coupler's taps can receive the signal from the VCR.

equipment used by MATV contractors. It can be obtained through many local electronics distributors, although you may have to place a special order to have it tuned to the UHF channel you want. The converter should be located as close to the headend as possible to minimize the higher cable-loss experienced at UHF frequencies. The converter's UHF output may be fed to the UHF-side of a VHF/UHF splitter (separator)-coupler, while the VHF antenna-lead is connected to the VHF-side. The combined signals may need to be amplified before being distributed over the MATV system.

You may run into a situation where it is necessary to convert the VCR's output to a UHF channel in an area where one or more UHF channels are in use. For maximum coupling-efficiency in such a case, you should make sure that the frequency of the output-channel of the VHF-to-UHF converter is higher than that of any of the over-the-air UHF channels that reach the separator-coupler.

A VHF-to-UHF converter that will convert the entire block of VHF channels to UHF is also available. Using that block converter may be a less expensive approach in some cases than using factory-tuned single-channel converters. A setup using the block converter is shown in Fig. 4.

A block converter can also be used when you want to connect two or more VCR's to the MATV system. Such an arrangement is shown in Fig. 5.

### Restricted programs

Now that we have discussed some of the interference problems that you may encounter, let's consider the case where you may want only one or more selected TV sets on the MATV system to be capable of receiving programs from your VCR. There could be many reasons for needing that capability. In an industrial or commercial setting, it may be for security; at home, there might be movies or programs unsuitable for younger members of the family. In either case the basic solution is the same, although there can be variations depending on the particular situation.

One approach is to put the VCR program-material on a *subchannel* frequency. To do that, the audio and video outputs of the VCR (*not* the RF-output) are fed to a subchannel modulator to provide a modulated RF signal on one of three HF—High Frequency—channels (channel A: 18-24 MHz; channel B: 30-36 MHz, and channel C: 42-48 MHz). Then—as shown in Fig. 6—at some point ahead of the TV sets that are intended to receive the VCR program, a subchannel separator picks off the subchannel program from the MATV trunk-line and applies it to subchannel-to-VHF converters that feed only those TV sets intended to receive the VCR programs.

Another approach is to convert the VHF output from the VCR to a UHF channel. Then, either place traps tuned to eliminate that channel in the line that feeds the sets that you do not wish to receive the VCR signal, or disable the UHF tuners in those sets. If there are only a few sets involved, traps tuned to the VCR's *VHF* output-channel can be placed in the lines feeding the TV sets you do not wish the VCR signal to reach.

A directional coupler can also be used to restrict viewing. An arrangement using such a coupler is shown in Fig. 7. Signals from the VCR are applied to the feedline *output* of the coupler; signals from the antenna are fed into the input. Approximately 30 dB of isolation prevents the VCR's signals from reaching the input jack, but TV sets connected to the coupler's taps will be able to receive those signals, as well as those from the antenna. No other sets in the MATV system will receive signals from the VCR.

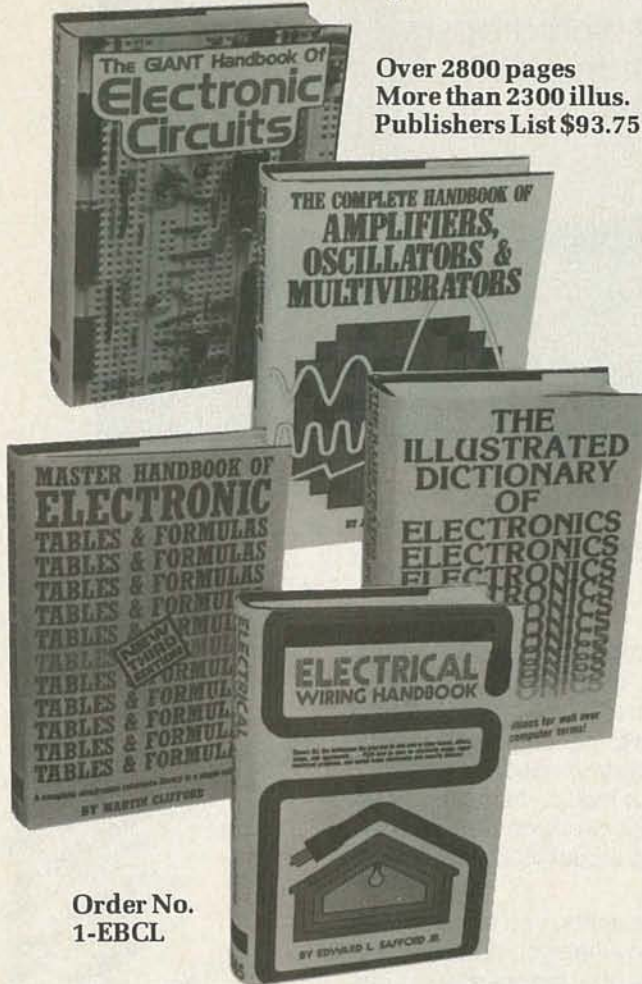
How you eventually set up your MATV/VCR system will, of course, depend on your specific requirements. But whatever form the system takes, you can be sure that following these suggestions will help you get the most out of it. **R-E**



# Your Choice: A fabulous Electronics library for only \$2<sup>95</sup>!

Now you can choose one of these data-packed libraries for just \$2.95 (plus shipping and handling) when you join the Electronics Book Club! Here's your opportunity to get five outstanding volumes at a *fraction* of their regular cost. The Reference Book Library is an invaluable resource for up-to-the-minute info on every facet of electronics theory and practice . . . the Hobby Electronics Library offers you an incredible selection of exciting, easy-to-make electronics projects—something to suit every taste and budget. And, each book is loaded with illustrations, diagrams, and schematics, plus solid advice and use-it-now information!

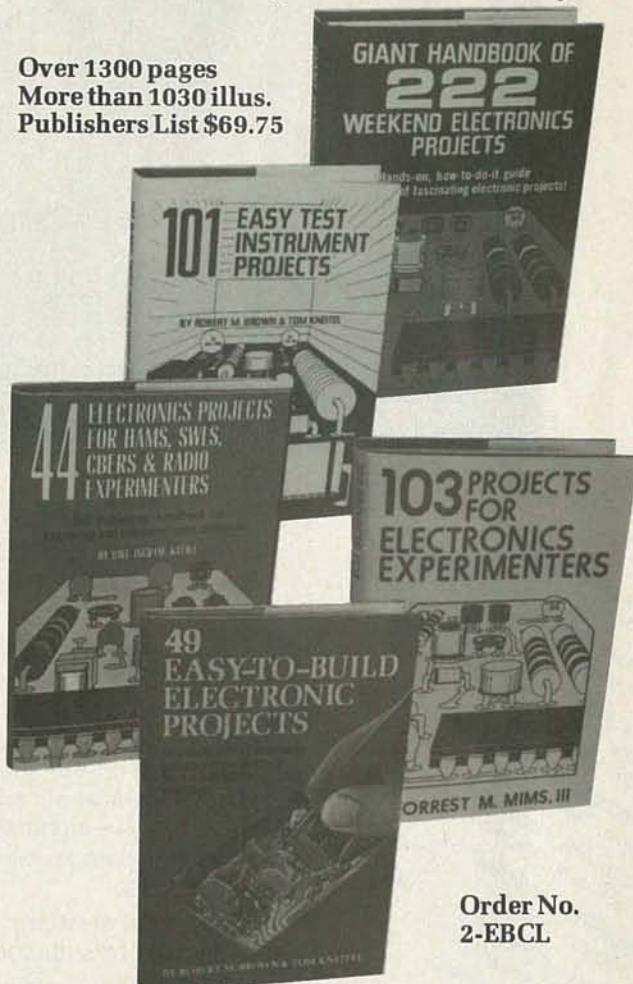
## Reference Book Library



Over 2800 pages  
More than 2300 illus.  
Publishers List \$93.75

Order No.  
1-EBCL

## Hobby Electronics Library



Over 1300 pages  
More than 1030 illus.  
Publishers List \$69.75

Order No.  
2-EBCL

## 7 very good reasons to try Electronics Book Club . . .

- **Reduced Member Prices.** Save up to 75% on books sure to increase your know-how
- **Satisfaction Guaranteed.** All books returnable within 10 days without obligation
- **Club News Bulletins.** All about current selections—mains, alternates, extras—plus bonus offers. Comes 14 times a year with dozens of up-to-the-minute titles you can pick from
- **"Automatic Order"**. Do nothing, and the Main selection will be shipped to you automatically! But . . . if you want an Alternate selection—or no books at all—we'll follow the instructions you give on the reply form provided with every News Bulletin
- **Continuing Benefits.** Get a Dividend Certificate with every book purchased after fulfilling membership obligation, and qualify for discounts on many other volumes
- **Bonus Specials.** Take advantage of sales, events, and added-value promotions
- **Exceptional Quality.** All books are first-rate publisher's editions, filled with useful, up-to-the-minute info




## ELECTRONICS BOOK CLUB Blue Ridge Summit, PA 17214

Please accept my membership in Electronics Book Club and send the Library listed below. I understand the cost of these books is \$2.95 (plus shipping/handling), and that you will invoice me. If not satisfied, I may return the books within ten days without obligation and have my membership cancelled. As a member, I agree to purchase 4 or more books at reduced club prices during the next 12 months, and may resign any time thereafter.

Send me Library No. \_\_\_\_\_  
 Name \_\_\_\_\_ Phone \_\_\_\_\_  
 Address \_\_\_\_\_  
 City \_\_\_\_\_  
 State \_\_\_\_\_ Zip \_\_\_\_\_  
(Valid for new members only. Foreign and Canada add 20%.)

RE-1181





What would buying  
electronic components  
be like...

## if there were no distributors?

If there were no electronics distributors... we'd have to invent them! As manufacturers of electronic products, we're convinced that the absence of distributors would cripple our industry! You'd have no convenient local source for fast off-the-shelf delivery of needed products. Production lines would grind to a halt... handling small orders would be a nightmare. Paperwork would increase; costs would increase; expediting would increase; chaos would increase.

As a buyer of electronic components, you benefit from the existence of distributors, even when you don't directly utilize their services. They make the factories you deal with direct more efficient—in marketing, in scheduling, in economy of scale. And, whether you need a source for fast delivery of standard products, for comprehensive technical information, or for assistance on any aspect of your procurement function, your local distributor can—and does—fill the bill splendidly.

Distributors help us—by serving you.

As members of the Distributor Products Division of the Electronic Industries Association, the companies bringing you this message are pleased to help "sell the system."

For information about joining with other manufacturers who sell through electronic distributors, contact Herbert Rowe, Vice President, EIA Components Group, 2001 Eye Street N.W., Washington, D.C. 20006. Telephone (202) 457-4900.



DISTRIBUTOR  
PRODUCTS  
DIVISION

**ALPHA WIRE CORP.**  
Wire, Cable, Tubing

**AMPEREX ELECTRONIC CORPORATION**  
Tubes, Loudspeakers, Components

**AMPHENOL NORTH AMERICA**  
Electrical, Electronic and Fiber-Optic  
Connectors

**BUDEN CORPORATION**  
Wire, Cable and Cords

**BUD INDUSTRIES, INC.**  
Cabinets and Hardware

**BURNDY CORPORATION**  
Connectors and Wire Terminations

**CORNELL-DUBILIER ELECTRONICS**  
Capacitors, Filters and Relays

**CORMING GLASS WORKS**  
Capacitors and Resistors

**DALE ELECTRONICS, INC.**  
Resistors, Connectors, Transformers  
and Filters

**DIALIGHT**  
Indicator Lights, LEDs and Switches

**E. F. JOHNSON CO.**  
Trimmer Capacitors and Connectors

**FUJITSU AMERICA, INC.**  
Semiconductors, Relays, Connectors

**G C ELECTRONICS**  
Chemicals, Hardware, Tools and Wire

**GRAYHILL, INC.**  
Switches and Relays

**INDUSTRIAL DEVICES, INC.**  
Indicator Light Assemblies and LEDs

**KEYSTONE ELECTRONICS CORP.**  
Electronic Hardware

**KULKA ELECTRIC CORP.**  
Terminal Boards and Wiring Devices

**MURATA CORPORATION OF AMERICA**  
Electronic Components

**OAKTRON INDUSTRIES, INC.**  
Loudspeakers

**OHMITE MANUFACTURING CO.**  
Resistors, Controls, Chokes and Switches

**PHILIPS ECG, INC.**  
Semiconductors, Tubes

**QUAM-NICHOLS CO.**  
Loudspeakers

**REMEE PRODUCTS CORP.**  
Wire and Cable

**SIMPSON ELECTRIC COMPANY**  
Analog/Digital Meters and Test Equipment

**H. H. SMITH, INC.**  
Electronic Hardware

**SOLA ELECTRIC**  
Voltage Regulators, Power Supplies,  
UPS Systems

**SPRAGUE PRODUCTS COMPANY**  
Capacitors, Resistors, Transistors,  
Filters, ICs

**STACKPOLE COMPONENTS CO.**  
Resistors, Switches, and Ferrite Cores

**TRIPLETT CORPORATION**  
Indicating and Test Equipment



## RF GENERATOR

continued from page 69

wire to the RF OUTPUT jack, and advance the LEVEL control. Tune in the signal on your receiver carefully. Adjust the pot on the control board for a clean-sounding tone, then turn the pot until the tone sounds rough. Back off the adjustment so that the tone sounds clean again. That completes the modulation adjustment.

The last step is to adjust for the best frequency calibration. You can either use a counter for that, or station WWV at 10 MHz. Here's how to do it:

Put the MODULATION switch in the CW position, and the RANGE switch to HI. Then set the FREQUENCY switches to "10.00." Connect a piece of wire to the RF OUTPUT jack for an antenna if you are using a receiver for calibration; otherwise, connect a frequency counter to the jack.

If you are using a receiver for calibration, tune in WWV at 10 MHz. Advance the LEVEL control on the RF generator until you can just hear its carrier beating against WWV's 10-MHz signal. Then adjust the trimmer on the control board for the lowest-pitched beat note. There may be a slight warble in the project's carrier; that is a normal characteristic of synthesized RF-generators, and some

care will be required to find zero beat.

If you are using a counter, simply adjust the trimmer on the control board until you read 10.000 MHz.

### Using the Programma 2

Using this RF generator is a snap because there are so few controls. A few comments on the key controls, though, are in order.

Remember that the range of the FREQUENCY SET switches is "03.00" to "30.00" (MHz). If you exceed those limits, the ERROR lamp will come onto remind you that the frequency is wrong.

The RANGE switch selects direct, or divided-by-10, output frequencies. Use the HI position for outputs of 3 to 30 MHz, and LO for 300 KHz to 3 MHz. Typically, the HI position will be used for RF-stage and mixer-alignment of receivers, while the LO range will be used for IF alignment.

The ERROR lamp serves as a visual reminder that the output frequency is *not the same* as that indicated by the FREQUENCY SET switches. In normal operation, it should blink once when the frequency is changed. If a value is selected outside the range of the FREQUENCY SET switches, it will stay lit, alerting you to your mistake.

To use the Programma 2, simply select the desired frequency and range.

Then adjust the LEVEL control as necessary. If you are working on a receiver, tune in the signal on the receiver first; then adjust the LEVEL control as required.

If you must work with low-level signals, insert a 50-ohm attenuator at the RF OUTPUT jack and then set the attenuator for the desired output level. That may not always be necessary, as the RF output of this project with a 50-ohm load ranges from 10 mV to 300 mV. **R-E**



### A Holiday Thought

Reminding you that USO is there holidays...and every day for our young servicemen and women. USO: "A HOME AWAY FROM HOME" for 40 years.

Judd Hirsch

Support USO through the United Way, OCF, or local USO campaign

## SPECIAL THIS MONTH

SALE PRICE  
GOOD UNTIL  
12/30/81

Electronic Household Projects

Radio Control for Beginners

Counter Driver and Numeral Display Projects

Remote Control Projects

Electronic Music Projects

**ELECTRONIC HOUSEHOLD PROJECTS**  
Unusual projects that can be used around the home. 25 different projects in all. Regular price \$4.50  
 This month **ONLY \$4.00**

**RADIO CONTROL FOR BEGINNERS**  
Practical introduction for beginners, including a number of construction projects. Regular price \$4.50  
 This month **ONLY \$4.00**

**COUNTER DRIVER & NUMERAL DISPLAY PROJECTS**  
Features, applications and projects using a variety of numeral displays. Regular price \$4.50  
 This month **ONLY \$4.00**

**REMOTE CONTROL PROJECTS**  
Must reading for the modeller who wants to activate his creations at a distance. Regular price \$4.75  
 This month **ONLY \$4.50**

**ELECTRONIC MUSIC PROJECTS**  
Guitar effects; general effects, sound generators; and accessories are all described. Regular price \$4.50  
 This month **ONLY \$4.00**

## Electronics Paperback Books

### Quality Paperbacks at Affordable Prices

To order from this ad: Check off the books you want. Total the prices. Add in shipping. NY State residents add Sales Tax. Total it up, enclose your check and mail.

- 28 Tested Transistor Projects **\$3.50**
- Single IC Projects **\$3.95**
- Digital IC Projects **\$4.95**
- Electronic Test Equipment Construction **\$4.50**
- 1st Book of Hi Fi Loudspeaker Enclosures **\$3.25**
- 50 Circuits Using Germanium Silicon and Zener Diodes **\$3.50**
- Practical Computer Experiments **\$4.75**
- 50 CMOS IC Projects **\$3.50**
- Digital IC Equivalents and Pin Connections **\$7.50**
- Linear IC Equivalents and Pin Connections **\$7.50**
- Popular Electronic Circuits, Book 1 **\$4.95**
- Power Supply Projects **\$4.95**
- Popular Electronic Projects **\$3.50**
- Electronic Music and Creative Tape Recording **\$3.50**
- 50 LED Circuit Book 1 **\$3.50**
- 50 LED Circuits, Book 2 **\$3.50**
- Electronic Games **\$4.50**

**ELECTRONIC TECHNOLOGY TODAY INC.** 11/81  
P.O. Box 83, Massapequa Park, NY 11762-0083

Price of Books .....  
Sales Tax (NY State Residents only) .....  
Shipping and Handling (60c 1 or 2 books. 25c each add.) .....  
TOTAL # OF BOOKS  TOTAL .....  
Name .....  
Address .....  
City ..... State ..... Zip .....



# HOBBY CORNER

## Homemade remote sensors for your home weather-station.

EARL "DOC" SAVAGE, K4SDS, HOBBY EDITOR

JUDGING BY THE MAIL, THERE IS AN INCREASING interest in, and concern about, the weather—what it is, what it was, and what it will be. One reason for that concern may be the high cost of energy for heating and cooling, and how weather effects those costs. In any event, I've received many questions concerning electronic weather-instruments recently.

Your questions seem to indicate that the main problem is devising sensors or detectors. Most of you know how to evaluate a signal and display the result, but you need something that will generate the signal in the first place.

The first thing that I think of when I hear the words "weather instrument" is an anemometer (an instrument that measures wind speed and force) whirling around. There are, of course, several types of devices that can be used to indicate how hard the wind is blowing. Some of them are shown in Fig. 1.

A simple wind paddle attached to the

vices shown in Figs. 1-c and 1-d. In Fig. 1-c, cup-shaped air scoops are attached to the motor's shaft as shown. Those scopes can be easily made from ping-pong balls that have been sliced in half or from panty-hose containers. A similar device using vertical disc-shaped airfoils in place of the scoops is shown in Fig. 1-d.

In the device shown in Fig. 1-e, air scoops are used to rotate a free-turning shaft mounted in a roller-skate wheel. A counterbalanced crossbar with a permanent magnet on one end is attached to the shaft as shown. Each time the magnet passes a reed switch, that switch closes. The number of switch closures can be counted with a frequency counter or similar circuit and translated into wind speed.

A phototransistor can be used in place of the reed switch in Fig. 1-e. Replace the permanent magnet with a bit of reflective material. The phototransistor will generate a pulse each time the

since you probably won't be able to find a calibrated anemometer, you'll have to find another way. Perhaps the best method is to take the device for a ride in your car.

Pick a calm day, and get a friend to do the driving. Hold the sensor out the window, and drive up and down a road at several different speeds, calibrating your anemometer against the car's speedometer. To cancel the effect of any wind that may be present, drive both ways at each speed and average the readings you take. Using that method, you can calibrate your anemometer sensor at several wind speeds, and interpolate at others.

One more point before we go on. The sensors shown in Figs. 1-a and 1-b must be set on a vane so that they face into the wind. That could present a problem because the wires may wrap around the support and, for that reason, the other designs are more frequently used.

The next type of sensor, shown in Fig. 2, is used to determine wind direction. A standard wind vane, mounted on the shaft of a potentiometer, is shown in Fig. 2-a. The pot's resistance is used to indicate the wind direction. If you use that design, be sure the pot you choose can be taken apart so that the stop can be removed—you'll want the shaft to turn without restriction. Use a skate wheel as a thrust bearing.

The design shown in Fig. 2-b is similar to the one shown in Fig. 1-e for measur-

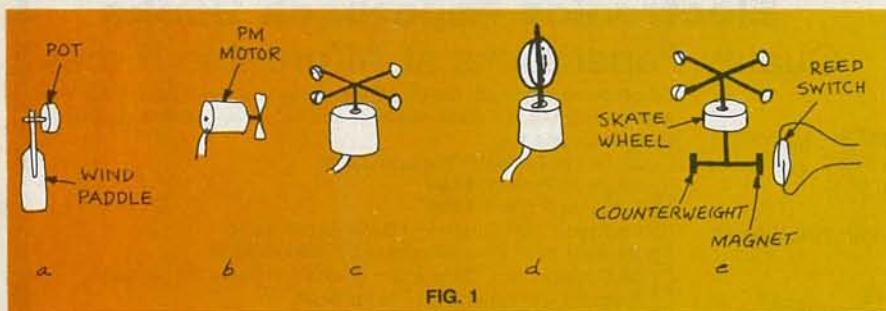


FIG. 1

shaft of a potentiometer is shown in Fig. 1-a. When the wind blows, its force pushes the paddle back, turning the shaft of the pot. That, of course, raises (or lowers) the resistance between the wiper and one end of the pot. The harder the wind blows, the higher (or lower) the resistance. It's a simple matter to measure the resistance from a remote location.

Figure 1-b shows a propeller attached to the shaft of a small permanent-magnet motor. The wind turns the propeller, causing the motor to act as a generator and produce a voltage. The faster the propeller turns, the higher that voltage. Again, it is fairly easy to measure the voltage from a remote location.

The same motor is used in the de-

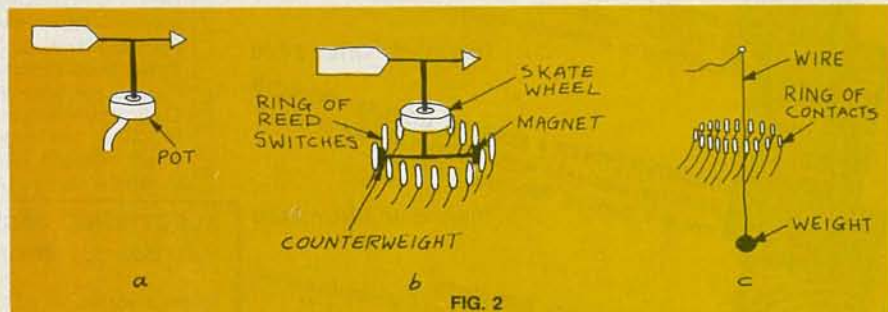


FIG. 2

material passes it. (Of course, the sensor will not work at night unless you provide some illumination.)

Calibrating those devices can be a bit of a problem. The task is easy enough if you have access to a similar unit that is already calibrated—just match your readings to the ones it shows. But,

ing wind speed. The difference is that this time there is a circle of reed switches; as before, one of the switches will close when the crossbar-mounted magnet is in its vicinity, thus indicating the wind direction. It's a simple matter to connect each switch to an LED or lamp to make a remote readout.



# “You fix TV’s... what brand should I get?”

You’re on the spot. Any set you tell your customer about has a chance of failing sometime.

But though we’re not saying we’re perfect, we’d like you to recommend RCA. Because we’re sure your customer will love its picture performance.

**You can find the problem and repair it quickly if anything does go wrong.** Because with RCA’s unitized chassis, failures are easy to handle.

**RCA gives frequent hands-on workshops, as well as lectures.** So when failures do occur, you’ll be ready.

**RCA has more than 500 parts distributors nationwide.** We have this large network because we don’t want you to have to wait too long for parts.

We also keep your inventory expenses lower by using components instead of modules, in most circuits.

We know your customers think you’re responsible for everything about their sets.

Good and bad.

And that’s why we here at RCA are doing everything possible to make sure that when you finish a service call, everybody’s smiling. Your customer’s happy with your recommendation. And you’re still the expert.

## RCA

**RCA IS MAKING  
TELEVISION  
BETTER AND BETTER.**



For your free subscription to RCA COMMUNICATOR, our magazine of news and advice for service technicians, write RCA, Dept. 1-455, 600 North Sherman Drive, Indianapolis, IN 46201.



A less reliable—but less costly—way to determine wind direction is shown in Fig. 2-c. The weight is connected to a piece of bare wire that passes through a ring of contacts. When the wind blows, the wire will touch one of the contacts, completing a circuit.

The most expensive way to determine wind direction would be to use a pair of selsyns (DC remote-control devices that use the angular position of a shaft in the transmitter to control the position of an indicator in the receiver). Perhaps you can find surplus units.

Using a barometer to determine air pressure is the easiest of all. Since the pressure is the same inside the house as outside, a remote-reading instrument is not needed. Just keep a store-bought barometer on the shelf with your other weather equipment.

Designing a remote-reading rain gauge is quite another matter; the job can get quite involved. One possible design is shown in Fig. 3. A counterbalanced arm is mounted on the shaft of a potentiometer. A spring is used to hold an empty cup in the "zero" position. When it rains, water runs into the cup through the funnel. The weight of the water in the cup causes the pot's shaft to turn, changing the resistance of the pot, and the resistance measured can be converted into "inches of precipitation."

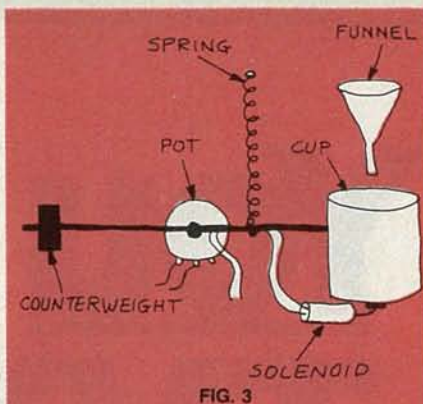


FIG. 3

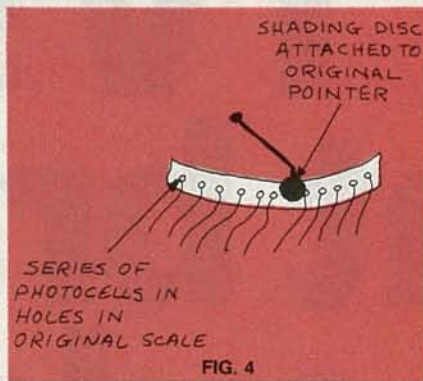


FIG. 4

The solenoid is used to empty the cup; it opens a drain hole in the bottom when a voltage is applied. Another way to empty the cup from a remote loca-

tion is to use a solenoid to tilt the counterbalanced arm. In either case, this is a real "Rube Goldberg" affair. Perhaps you'd be better off just using a standard rain gauge and walking outside to read it.

Measuring air temperature is straightforward and many articles have been written about building remote-reading thermometers. In addition, many manufacturers offer electronic kits for that purpose. There is also the older, non-electronic, type of remote-reading thermometer that has a capillary tube running outside.

A remote-reading hygrometer for measuring humidity is another instrument that will require some jury-rigging. About the best I can suggest is shown in Fig. 4. Take a standard dial-type hygrometer, replace the dial with photocells as shown, and attach a disc to the pointer. The disc will shade a photocell when it passes in front of it, making it possible to determine the pointer's position from a remote location.

An instrument that measures the amount of sunlight over a given period of time is shown in Fig. 5; it consists of a photoresistor connected to a counter through a threshold circuit. Whenever the sunlight reaches a predetermined level, the counter runs, giving you the hours (or any other convenient time

## TOOLS & TOOL KITS

- Custom and standard tool kits
- Complete assortment of English and Metric tools
- Soldering equipment
  - all voltages
- Vises and positioners
- Test equipment




**FREE CATALOG**  
**TECHNI-TOOL**

5 Apollo Road, Plymouth Meeting  
Pa. 19462 USA  
(215) 825-4990 Telex 83-4763

RADIO-ELECTRONICS

## An enclosure as good as your idea.



You've turned a good idea into a piece of equipment—now you need a good enclosure. Here's how PacTec can help you with our versatile enclosures:

- Attractive yet inexpensive.
- Durable ABS construction.
- Many sizes, colors, accessories.
- Built in bosses and slots speed component mounting.
- Available off-the-shelf from single unit to production quantities. See them at your PacTec Distributor. And ask him for your free catalog.

**PACITEC** Corp.  
subsidiary of La France Corp.  
Enterprise and Executive Avenues  
Philadelphia, PA 19153 (215) 365-8400





unit) of sunshine since the last time the counter was reset. For accurate measurements, be sure to keep the photoresistor clean.

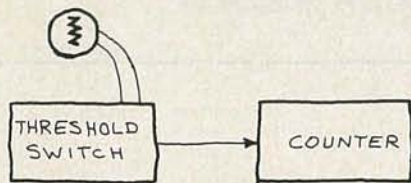


FIG. 5

That should keep you meterologists busy for a while. If you come up with any other ideas, or improvements on the ones presented here, let me know and I'll pass them along.

#### Electronic hobby kits

The people at OK Machine and Tool Corp. (3455 Conner St., Bronx, NY 10475) have come up with five low-cost electronics kits that I'm sure you will find quite interesting. You'll wind up with a useful device, and have an opportunity to learn something about electronics in the process.

The kits available are named: Quick Reaction (a game), Electronic Organ, Digital Roulette, Electronic Dice, and Morse Code Practice (an audio oscillator); each one sells for less than \$15.00, and comes complete with everything except batteries and tools. The plastic packages the kits come in double as cases for the projects. The instructions are detailed and clear, and even a first-time builder should have little trouble completing any of the kits.

Do you know a young person who you would like to nudge into electronics? You won't find a better way than to present him (or her) with one or more of those kits. An assembled kit may be appropriate for a younger child. The roulette and dice devices can be used with other games, and seeing the internal parts is sure to arouse the child's curiosity. **R-E**




"Sometimes I wish you collected stamps, like other men."

# Free Heathkit Catalog

Discover the newest in electronics for your home and business:

- Computer hardware and software
- Precision test instruments
- Energy savers for car and home
- Self-study programs in electronics
- Fine stereo components
- Color TV's and video accessories
- Amateur radio gear

...all in easy-to-build money-saving kits.



Send today for the all-new, free Heathkit Catalog...with 104 pages describing nearly 400 exciting kits for your electronics hobby.



Please send my free Heathkit Catalog. I am not currently receiving one.  
Send to: Heath Co., Dept. 020-832  
Benton Harbor, MI 49022

If coupon is missing, write Heath Co., Dept. 020-832 Benton Harbor, MI 49022

In Canada, write Heath Co., 1480 Dundas Highway East, Mississauga, Ontario L4X 2R7

Name \_\_\_\_\_  
Address \_\_\_\_\_  
City \_\_\_\_\_ State \_\_\_\_\_  
CL-751 Zip \_\_\_\_\_



# COMPUTER CORNER

## Looking for a computer

KATHY TEKAWA\*

BUYING YOUR FIRST MICROCOMPUTER can be an incredibly complex task. Once you begin your search you'll quickly encounter confusing terminology, a seemingly endless variety of systems, smooth-talking salesmen, and—most confusing of all—a constant barrage of new equipment and programs, and enhancements to existing ones. It will be enough to make you want to stick with paper, pencils, and filing cabinets.

But don't despair—you don't have to tackle it *all* at once. Approach the matter in small, logical stages. The first, and most important, step is to task yourself what you intend the computer to do for you. How do you plan to use it to improve your operation? What parts of your day-to-day workload will benefit from increased efficiency due to the computer?

For large and complex business operations, that task is best undertaken by a system analyst—a professional consultant trained in analyzing work procedures determining which should be computerized and exactly how that should be done.

For smaller operations, you can probably save the expense of hiring such a consultant by doing your own detailed study of what, *exactly*, you want your computer to do. Collect as much information as you can. If you intend to prepare a payroll using the computer, determine how many checks will be written each pay period. Make a list of all the categories that will be involved (gross pay, federal tax, state and local taxes, Social Security, other income to withheld or added, etc.). If you're going to be keeping an inventory, how many classes of items will be involved; how many categories (in stock, shipped, in transit, etc.). The more detail you can provide when you visit a computer store, the better the salesmen will be able to help you to determine your hardware and software (program) needs.

Finally, think not only in terms of what you intend to do with the system when it's installed, but also what you would like to do with it in the future.

Once you have a good idea of your re-

quirements, your next concern is to find the best buy. That does not necessarily mean the cheapest price. Careful shopping for price is fine, but that's an area requiring a good deal of judgment: a "bargain" computer could turn out to be a costly mistake. You should also consider such things as the reputations of the dealer and manufacturer, availability of service, and the capability of your system to expand along with your understanding of it. Not only should your computer be able of handling your immediate needs—it should also be able to handle them one or two years from now.

### Some representative products

To get you started thinking, and to give you an idea of some of the basic systems available, we've prepared a list describing a few of the wide array of products on the market. Prices range from as low as \$400 up to approximately \$2000. (Depending on the options purchased and the dealer you buy from, prices can vary considerably; therefore they have not been included here.)

Bear in mind that this list is just a sampling of what's available, and is not intended as an endorsement of any of them, or to indicate that they are the cream of the crop. The computer men-

tioned are simply a few of the most prominent and widely-distributed systems, from a handful of manufacturers. The system you ultimately purchase will depend largely on your individual needs.

**Apple:** The *Apple II* and *Apple III* computers are similar in design, but differ in their capabilities. The *Apple II* (shown in Fig. 1) is intended more for home use; the *Apple III* for business. Both systems store about 140K bytes (1K byte equals 1024 characters) of information on 5¼-inch floppy disks. Both use a TV set or video monitor for color or black-and-white display.

Both systems have full-size keyboards. The *Apple II* supports from 16 to 48K bytes of memory, and the *Apple III* supports up to 128K. The *Apple III* also has a 10-key numeric pad.

As business software-packages flourish, those computers are becoming increasingly recognized as suitable machines for business—as well as for home-use.

Apple Computer, Inc., 10260 Bandle Dr., Cupertino, CA 95014.

**Atari:** Atari manufactures two personal computers: the *model 400* and the *model 800*. The first has a memory capacity of 16K, a touch-switch keyboard and RF output for use with a TV



FIG. 1

\*Managing Editor, Interface Age Magazine



set. It has excellent color graphics capability but is suited more for home use than for business.

The *model 800* supports up to 48K of memory, has a full-size, typewriter-style keyboard and can be used with a TV set. Up to eight 5¼-inch disk drives, each capable of storing 163K, can be connected to the computer. Although originally designed for home use, the *Atari 800* is beginning to find its way into the business world as well.

Atari, Inc., 1265 Borregas Ave., Sunnyvale, CA 94086.

**Commodore:** Commodore International offers a wide range of computers. The company began by manufacturing calculators and then progressed into the personal-computer marketplace. Its newest computer is the *VIC* color computer. That system is a single unit with the keyboard/computer using a TV receiver for display.

The *CBM 2001* and *8032* computers offer up to 32K of memory with a 25-line by 40-column display available on the former and a 25-line by 80-column display on the latter. Both have built-in video monitors and full-sized keyboards with ten-key numeric pads.

Commodore International, 950 Rittenhouse Rd., Norristown, PA 19401.

**Radio Shack:** The first mass-market microcomputer was this company's *TRS-80 Model I*. Since it was introduced, the *TRS-80* family has grown to include four more models.

The *Model I* is no longer in production. The *Model II* is a self-contained system with a full-size keyboard and numeric keypad. It can hold up to 64K of memory and comes with a built-in 8-inch disk drive. The integral video display provides 24 lines of 80 columns.

The *Model III* also is an integrated unit, and is capable of running software written for the *Model I*. It features a full-sized keyboard with a 10-key numeric pad, a video-display screen, up to 48K of memory, and has provision for two built-in 5¼-inch disk drives.

The *TRS-80 Color Computer* is designed for direct connection to a TV receiver and cassette recorder. Its features include color graphics, sound-generation capability and 4K of memory (expandable to 16K). For elaborate game playing, joysticks (control devices) can be added.

The *Pocket Computer* is a calculator-size device with 1.9K of memory and a 24-character liquid-crystal display. A cassette interface for loading or storing programs is optional, and a small printer is available.

#### Other systems

The list just presented is by no means exhaustive. Some other personal computer manufacturers whose products are well worth looking into are: Heath/

Zenith Data Systems, Ohio Scientific, North Star and—believe it or not—IBM.

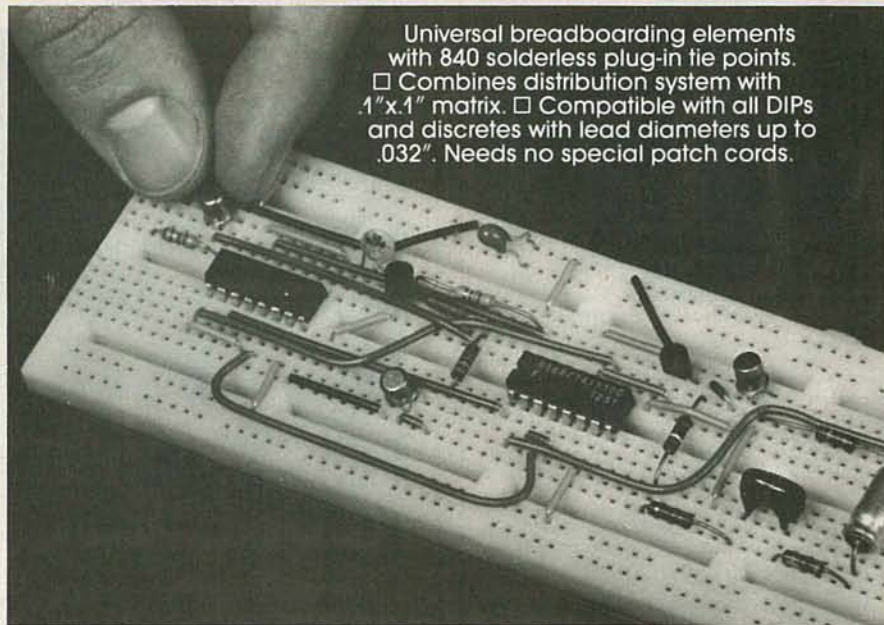
Shopping for a computer for your home or business need not be a grueling, frustrating task. If you do your homework—know exactly what tasks you want your system to do, talk to other users and keep up by reading system reviews and evaluations—you will invest your time wisely and be in a good position to know which system will suit you best.

Next month we'll take a look at computer software, discussing language options, operating systems, and how to select the software best suited to your applications.

R-E



"I was a successful TV serviceman until my mirror broke."



Universal breadboarding elements with 840 solderless plug-in tie points. □ Combines distribution system with 1"x.1" matrix. □ Compatible with all DIPs and discretes with lead diameters up to .032". Needs no special patch cords.

## Your breadboarding is a super-snap with a solderless A P Super-Strip.

Build a circuit almost as fast as you dream it up. Pull it apart and do another—everything's as good as new.

Our versatile Super-Strip mini-breadboards give you the same top-quality contacts you get in our full-scale ACE All-Circuit Evaluators. Not so "mini," either. You can build circuits with

as many as nine 14-pin DIPs.

Instant-mount backing and quick-removal screws make stacking and racking a snap, too.

Where to buy? Phone (toll-free) 800-321-9668 for the name of your local A P distributor. And ask for our complete A P catalog, *The Faster and Easier Book*.



A P PRODUCTS INCORPORATED

9450 Pineneedle Drive

P.O. Box 603

Mentor, Ohio 44060

(216) 354-2101


TWX: 810-425-2250

In Europe, contact A P PRODUCTS GmbH

Baumlesweg 21 • D-7031 Weil 1 • W. Germany




**NEW... ONLY \$59.95**



## THE Anything Board™

**Dedicate it, then separate it!  
Does anything you want it to!**

Now, anything you can dream up, Netronics can help you realize—inexpensively and easily with the Anything Board (it's the first and only microprocessor you can dedicate, then separate from the Programming Board so it runs by itself). All this—for only \$59.95 so it's inexpensive, and easy to work with, too, because Netronics helps you every step of the way, with the programming, with the hardware.



Programmer Board shown with cabinet and expansion boards.

You can program the Anything Board by 1. plugging into an ELF II microcomputer or 2. plugging into our programmer board with its special and sophisticated debugging and testing components. The growth is limitless. You can add inputs and outputs, A to D/D to A boards, color graphics, PROTO boards, Electric Mouth Talking Boards, expand the memory. Got something in mind? It can be anything... a robot, burglar alarm, telephone dialer, industrial machine controller... home heating/cooling system... ANYTHING! With your imagination and skills, backed up by Netronics' know-how and help, you can make the Anything Board do anything you want it to do. There are expansion boards—even cabinets to house your Anything project. Give it a professional finished look! The Anything Board... only from Netronics. Only \$59.95.

As your needs for programming grow, you can add system monitors, cassette I/O, an assembler-text editor-disassembler, video terminals, EPROM burner, full basic and more. All plug into the Anything Board expansion Bus.

**Specifications: Anything Board**  
1802 microprocessor, 1K RAM, 8 Bit input port, 8 BIT output port, interrupt, DMA and processor flag inputs, address decoders, provisions for a 2716 EPROM, power on and manual reset, crystal clock, power supply regulator and provision for battery back up.

**Specifications: Programmer Board**  
HEX key pad input, 16 bit address and 8 bit data display outputs, led status indicators, memory protect, wait, load, reset and input switches plus a single step mode which allows you to step through your program one machine cycle at a time.

Continental U.S.A. Credit Card Buyers Outside Connecticut

**CALL TOLL FREE 800-243-7428**

To Order From Connecticut or For Technical Assistance, Etc.,

Call (203) 354-9375

**NETRONICS R&D LTD.**, Dept. RE11  
333 Litchfield Road, New Milford, CT 06776

Please send the items checked below:

- ANYTHING BOARD ..... \$59.95  
 Programming Board ..... \$79.95

Plus \$2.00 each item for postage, handling and insurance (\$4.00 Canada)

Connecticut Residents add sales tax

Total Enclosed \$ \_\_\_\_\_

- Personal Check     Cashier's Check/Money Order  
 Visa     Master Charge (Bank No. \_\_\_\_\_)

Acct. No. \_\_\_\_\_

Signature \_\_\_\_\_ Exp. Date \_\_\_\_\_

Print \_\_\_\_\_

Name \_\_\_\_\_

Address \_\_\_\_\_

City \_\_\_\_\_

State \_\_\_\_\_ Zip \_\_\_\_\_

# NEW PRODUCTS

For more details use free information card inside back cover.

**SPEAKER**, *System 500*, features a 1-inch soft-dome tweeter working in conjunction with a 2-inch rear-firing direct radiator. The back driver reflects high-frequency energy off the back wall to supplement the dispersion of the front-firing high-frequency driver, producing a more uniform pattern of high-frequency energy throughout the listening area.



CIRCLE 131 ON FREE INFORMATION CARD

The soft-dome high-frequency driver has an impregnated linen diaphragm, a high-temperature voice coil that permits high output levels, and a damped rear acoustical chamber that isolates the driver from the low-frequency system.

The midrange driver is also acoustically isolated. The 5-inch molded cone with high-compliance vinyl surround is mounted in Jensen's tuned isolation chamber. The 12-inch acoustic-suspension driver has a variable-density molded cone supported by a high-excursion polyurethane foam-surround for tight, accurate bass, even at high-power levels. The driver has a high-power epoxy-cored voice-coil assembly and a high-energy monolithic strontium-ferrite magnet.

The *System 500* features a wide-range control system with separate high-frequency and midrange controls. Each has a 10-dB range of adjustment. It is priced at \$290.00. — **Jensen Sound Laboratories**, 4136 North United Parkway, Schiller Park, IL 60176.

**MOTO-TOOL KIT**, *model 2501*, contains a *model 250* constant-speed (30,000 rpm) Moto-Tool with a 0.8-amp, 115-volt, 60-Hz AC series-wound motor, and 24 accessories, all housed in a tough, lightweight, polyethylene storage/carrying

case with a snap-lock cover.

The *model 250* with accessories gives the do-it-yourselfer, hobbyist, and model maker a high-speed, multi-use power tool for carving, cutting, drilling, polishing, grinding, sanding, sharpening, and much more. It has a shatterproof molded nylon housing and is shaped to be held comfortably in the hand while being used. The smooth-running 30,000 rpm motor is quiet and has lifetime-lubricated bronze sleeve bearings. A built-in hanger permits the user to hang the Moto-Tool near the work project when not put away in the




CIRCLE 132 ON FREE INFORMATION CARD

storage/carrying case. The Moto Tool is 10¼ inches long and 6¾ inches in diameter. The unit comes with a 3-wire grounded cord.

The price of the *model 2501* Moto-Tool Kit is \$54.95. — **Dremel, Division of Emerson Electric Co.**, 4915 21st St., P.O. Box 518, Racine, WI 53406.

**DISPLAY MONITOR**, *model NDC-90*, is a 9-inch unit that provides high definition and reliable image presentation. The unique features of the display are a wide video bandwidth of 25 MHz; excellent linearity; uniform focus characteristics across the entire screen; a horizontal retrace time that is usually less than 7 microseconds, and electrical and mechanical compatibility with Ball Brothers and Motorola monitors. A specially designed PC board and electronics are incorporated in the monitor to achieve performance levels previously impossible with devices of this kind. Separate horizontal drive, vertical drive, and video-signal inputs, as well as one for composite video, have made it possible to provide





CIRCLE 133 ON FREE INFORMATION CARD

simple interface circuitry.

The *model NDC-90* has a minimum mean time between failures of 10,000 hours with a 90 percent confidence level. The unit is delivered with P4 phosphor as standard. (Available options are P31 and P39 phosphors, as well as a power-supply module that is compatible with nearly any standard power source used today.)

The *model NDC-90* is priced at \$215.00. — **TSD Display Products, Inc.**, 35 Orville Drive, Bohemia, NY 11716.

**CAR STEREO**, *model T691*, features road-rated performance and a Powerplay amplifier for greater power and cleaner sound. The system also includes separate bass, treble, balance, and fader controls;



CIRCLE 134 ON FREE INFORMATION CARD

local/distant, mono/stereo, and FM mute pushbuttons; loudness control; automatic power antenna switching; dial-light dimming; line-level output jacks, and power-off eject. The *model T691* is priced at \$169.95. — **Craig Corporation**, 16 East 52 Street, New York, NY 10022.

**COMPUTERIZED WEATHER STATION** for households offers twelve functions plus memory, for use by homeowners, farmers, hobbyists, or anyone else interested in receiving specific regional weather information.

The weather station is quite simple to install; cable and wall mountings are attached directly to the full-sized display panel which mounts on your wall. It displays hour and date for high and low readings and its "smart" clock remem-



CIRCLE 135 ON FREE INFORMATION CARD


bers how many days are in each month, so that no resetting is necessary.

The digital display shows wind chill, rainfall, humidity, maximum and minimum temperature, time, degree days, heating and cooling, date, barometer, wind direction, and wind-speed readings. Readings are displayed in standard or metric scales, and knots or miles-per-hour for wind speed. The weather station operates on AC, with a battery pack that will hold all memories in case of power failure. It also includes for assembly: rain collector, temperature sensors with cable attached, display unit, mast-arm assembly with cable attached, and remote chassis with line cord.

An automatic select button allows you to have the display hold each function for a four-second interval, and then move on to the next automatically. The *Computerized Weather Station* is priced at \$995.00, plus \$15.00 for packing and guaranteed delivery. — **Edmund Scientific**, 7082 Edscorp Building, Barrington, NJ 08007.

**DMM**, *model 461-2R*, is a compact, hand-portable digital multimeter that reads true RMS on AC voltage and AC current ranges. The RMS-reading instrument has a high frequency-response—up to 50 kHz. It will respond to the RMS value of any wave shape, thus providing accurate measurements of noisy or complex AC-voltage waveforms.

The *model 461-2R* meets UL-1244 requirements, and is UL-listed. It has a bright 0.3-inch, 3½-digit LED display, 100-μV resolution, and 0.1% basic accuracy.



CIRCLE 136 ON FREE INFORMATION CARD

Performance is assured by a 100% double burn-in and supported by a one-year factory warranty. It measures 2 × 5.6 × 4.6 inches, weighs 1½ pounds, and operates 8-hours on a single charge of its batteries. It can be operated from AC while the batteries are being charged. There is also a full line of optional accessory probes that will expand the unit's capabilities. It comes with nickel-cadmium rechargeable batteries, an AC charger/adaptor, color-coded UL-approved test leads, and an instruction manual.

The *model 461-2R* carries a suggested retail price of \$216.00. — **Simpson Electric Company**, 853 Dundee Ave., Elgin, IL 60120.


**TUNER**, *model NAT 301*, is designed to provide the most listenable signal possible. On both FM and AM (including international long wave), several self-adjusting systems select the optimum receiver bandwidth for the particular input signal automatically, taking into account interference from adjacent channels and the noise levels present.

On AM, two separate receiver signals—

*continued on page 88*

## WE TAKE YOU BY THE HAND!

You'll learn all about computers: how to build, program, service, even play TV games—without knowing the first thing about it!



### The New ELF II "Beginners" Package

Your own expandable micro-computer kit, 5 diagnostic analyzers plus circuit, programming, diagnostic manuals, even games you can play on TV. All only \$139.95.

Even if you don't know bits from bytes, now it's easy and inexpensive to build your own micro-computer, learn how it works, program it, service it—even play games with it on your TV! It's here in the New ELF II "Beginners" Package, only from Netronics. Only \$139.95. Here's the package: 1. your own micro-computer, the famous ELF II (featuring the RCA 1802 CMOS microprocessor) in kit form with step-by-step instructions on how to build it. Diagnostic Analyzers including 2. your own Logic Probe, 3. Pulse Catcher, 4. 8 bit Test Register, 5. Logic Analyzer, 6. Gate Arrays, 7. Non-Technical Manuals on how to use analyzers, how to get into the guts of the computer, what makes it tick, how to service it. 8. Sample Programs that teach you machine language programming plus how to correct or "debug" any programming mistakes. 9. TV games you can play. If your TV set has no video input, an optional converter (RF Modulator), is available. Then, once you've got this "Beginners" Package under your belt, keep on expanding your ELF II with additions like the Typewriter Key Board, added RAM, Full Basic Interpreter, Electric Mouth Talking Board, Color/Music, A/D-D/A Boards for Robot Controls and much, much more. We'll take you by the hand with the New ELF II "Beginners" Package. Only \$139.95. Mail or phone in your order today and begin.

Specifications: ELF II "Beginners" Package  
The computer features an RCA CMOS 1802 8 bit microprocessor addressable to 64K bytes with DMA, interrupt, 18 Registers, ALU, 256 byte RAM expandable to 64K bytes. Professional-Hex keyboard, fully decoded so there's no need to waste memory with keyboard scanning circuits, built-in power regulator, 5 slot plug-in expansion BUS (less connectors), stable crystal clock for timing purposes and a double-sided, plated, through PC Board plus RCA 1861 video IC to display any segment of memory on a video monitor or TV screen along with the logic and support circuitry you need to learn every one of the RCA 1802's capabilities. The diagnostic analyzers aid in understanding and trouble shooting your ELF II, as well as other computer and microprocessor products.

Continental U.S.A. Credit Card Buyers Outside Connecticut

**CALL TOLL FREE 800-243-7428**

To Order From Connecticut or For Technical Assistance, Etc.,

Call (203) 354-9375

**NETRONICS R&D LTD.** Dept. RE11  
333 Litchfield Road, New Milford, CT 06776

Please send the items checked below:

- ELF II "Beginners" Kit ..... \$139.95  
 RF Modulator ..... \$ 8.95

Plus \$3.00 for postage, handling and insurance  
(\$6.00 Canada)

Connecticut Residents add sales tax

Total Enclosed \$ \_\_\_\_\_

- Personal Check  Cashier's Check/Money Order  
 Visa  Master Charge (Bank No. \_\_\_\_\_)

Acct. No. \_\_\_\_\_

Signature \_\_\_\_\_ Exp. Date \_\_\_\_\_

Print Name \_\_\_\_\_

Address \_\_\_\_\_

City \_\_\_\_\_

State \_\_\_\_\_ Zip \_\_\_\_\_



# Albia Electronics

YOUR MAIL-ORDER ELECTRONIC SUPPLY HOUSE!

## 8 CHANNEL SCOPE MULTIPLEXER, DM-12

Convert your single channel scope into a 4 or 8 channel instrument, just connect the DM-12, 8 channel scope multiplexer to your scope, clip the 8 input probes to the signals you want to view. Simple, easy, fast — can handle logic level TTL signals from DC to 3MHz. Features separate spacing and trace amplitude controls and selectable sampling rate — all to insure easy clear scope display.



Completely Assembled and tested! Ready to use!



VIEW 8 CHANNELS AT ONCE!

- 8 TTL compatible input channels (1 TTL load per channel) can drive 50 Ohm scope cable
- Maximum full screen amplitude 1.6 Volts adjustable
- Trace amplitude and spacing controls
- 4 or 8 channel selector switch
- 8 color coded input cable, 24" long with insulated alligator clips
- External 9 VDC power supply included (Model MMAC-2)
- Size 6.25" x 3.75" x 2"
- BNC Output Cable Accessory (Model PSA-2 add \$14.95)

**\$63<sup>00</sup>**

## LOW COST CAPACITANCE METER MODULE, DM-8

Connect this high quality low cost Capacitance Meter Module, DM-8 to your digital Volt Meter and turn it into a Digital Capacitance Meter — the Low Cost Way!



Completely assembled and tested! Ready to use!

- Push to read range (button) from 1pF to 20,000µF
- Zero calibration control
- In one easy to use, self-contained package
- Battery powered, with "push to read" battery saver circuit (9V batteries not included)
- Size 6.25" x 3.75" x 2"

**\$63<sup>00</sup>**

## REGULATED TRIPLE POWER SUPPLY, LOW PRICED!, DM-6

A fully assembled and tested power supply that provides a solid, fully wired triple power supply including fixed 5V @ 1 Amp, 5V to 15V @ 0.5 Amp, and -5V to -15V @ 0.5 Amp — all supplies regulated, short proof. Each supply has short indicator LED. Complete and ready for use in a durable (8" x 6" x 3 1/2") metal case.

**\$90<sup>00</sup>**



## HITACHI SCOPE SALE CONTINUED BY POPULAR DEMAND!



- CRT Display area Acceleration potential Intensity modulation
- Vertical deflection Sensitivity and bandwidth Rise time Dynamic range
- Input R and C Maximum input voltage Display mode X-Y operation
- Horizontal deflection Sweep mode TV synchronization Internal External

1308UB31 (5-inch, round shape)  
8x10div (1 div = 9.5mm)  
Approx. 2kV  
Over 5Vp-p

5mV/div - 5V/div ± 5%, DC - 15MHz, -3dB  
1mV/div - 1V/div ± 6%, DC - 5MHz Typ. -3dB  
(Using x5 amplifier)  
24ns  
More than 4div at 15MHz

Direct 1M Ohm, approx. 30pF  
600V-p or 300V (DC + AC peak)  
CH1, CH2, DUAL, ADD, DIFF  
DC - 500 kHz, 5mV/div - 5V/div  
Phase difference DC - 10kHz 3°

Auto, NORM, TV (+), TV (-)  
TV sync-separator circuit  
Over 1 div (V sync-signal)  
Over 1Vp-p (V sync-signal)

Frequency	Internal	External
20Hz - 2MHz	0.5div	200mV
2 - 15MHz	1.5div	800mV

Trigger sensitivity

Trigger slope  
Sweep time  
Sweep-time magnifier  
Max. sweep rate

Amplitude calibrator  
Waveform  
Voltage

Power requirements  
Dimensions

Weight  
Ambient operation temperature

## MODEL V-152B WITH 2 YEAR MFG. WARRANTY

**\$644<sup>95</sup>**

WITH FREE DM-12 8 CHANNEL MULTIPLEXER A COMBINED VALUE AT LIST OF \$804.95 YOU SAVE \$160.00



# YEAR WARE

NOVEMBER

UP TO OFF OUL

## LOW COST HIGH FREQUENCY COUNTER



### MODEL NO. DM-7

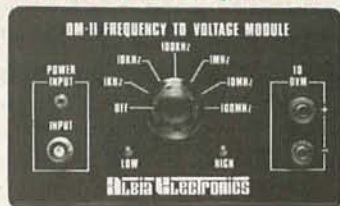
The Albia Model DM-7, 8 Digit High Frequency Counter is easy to use, switch selectable time base input by a single BNC, nothing to build!

- 5 Hz to 550 MHz
- 8 big easy-to-read .43" high intensity LED display
- Crystal (± 3 ppm @ 25°) controlled 0.1 or 1.0 sec. gate times
- Convenient benchtop size (7" x 10" x 3") durable attractive case

COMPLETELY ASSEMBLED PRE-CALIBRATED PRE-TESTED

**\$135<sup>00</sup>**

## FREQUENCY METER MODULE "5Hz to 100MHz", DM-11



Measure frequencies from 5Hz to 100MHz on your digital voltmeter with a resolution of 312 digits — easy to use — perfect for field service — lab testing — home hobbyist! Connect the DM-11 to your DVM, set the DVM to the 2VDC range, connect a signal to the DM-11 via a BNC cable (not included) and measure the frequency of any source. Hi Lo Range LED's insure fast accurate readings:

- Frequency Range 5Hz to 100MHz
- Input Impedance 1 MegOhm
- Input Sensitivity: <100Hz - 80mV  
100 Hz - 60mHz - 30mV  
>60mHz - 70mV

- Size 6.25" x 3.75" x 2"
- External 9V DC power supply included (Model MMAC-2)
- BNC Input Cable Accessory (Model PSA-2) add \$14.95

**\$63<sup>00</sup>**

FREE 1981 SALE FLYER NOW BEING MAILED! SEND FOR YOUR COPY TODAY!

If for any reason, whatsoever, you are not completely satisfied with your purchase, return it within 30 days of purchase date for a full refund — it's as simple as that! Shipping & Handling charges not refundable.

ALBIA SATISFACTION WARRANTY: FOR FAST AND DEPENDABLE DELIVERY SERVICE CALL TOLL FREE: 1-800-243-6953

IN CT, AK & HI CALL COLLECT (203) 467-5590

9 A.M. to 5 P.M. E.S.T.

WE ACCEPT MASTER CHARGE, VISA AND AMEX CREDIT CARDS Connecticut Residents add 7 1/2% Sales Tax • Prices shown in U.S. currency only. Foreign orders add 15%.

## ALBIA ELECTRONICS INC

44 KENDALL ST. • P.O. BOX 1833 • NEW HAVEN, CT. 06508

POSTAGE & HANDLING	
ORDERS	ADD
UP TO \$10.00	\$1.95
\$10.01 - \$25.00	3.75
\$25.01 - \$50.00	4.65
\$50.01 - \$100.00	6.45
ORDERS OVER \$100.00 WITHIN UNITED STATES	7.55

FREE ALBIA DESIGNERS TEMPLATE WITH EVERY ORDER RECEIVED



# END HOLIDAY HOUSE CLEARANCE!!

THROUGH DECEMBER 31st, 1981 ONLY!!

## 50% IN SAVINGS

READY LOW FACTORY DIRECT PRICES!



A FAVORITE OF PROFESSIONAL ENGINEERS FOR SETTING UP TEMPORARY DESIGNS QUICKLY & EASILY

### Design Mate™ Albia Mate™ Circuit Designers

Pre-wired pre-tested — don't let this price fool you, this is a high quality, high IC capacity, portable self-contained circuit designer

- Control switches and buffered LED logic indicators
- Plug your ICs into solderless breadboards, tie in power and ground, connect your logic switches and LED indicators — FAST, EASY TO USE!
- All interconnections between LEDs, switches and circuits via 22-26 solid wire
- Self-powered, in one compact, good looking and durable carrying case
- Ideal for home experiments, the laboratory and students
- Battery (4 1½ Volt C cells\*) or AC powered providing economical bench use or convenient portable use

\* Batteries not included

MODEL DM-5  
STOCK NO. 4-0555

**\$58.**

NOT A KIT! DM5-B POWER SUPPLY ADAPTER ACCESSORY **\$18.50**

### Design Mate™ 2 Low Cost Function Generator

DM-2 is a 3-waveform function generator, with a short-proof output amplifier providing both variable signal amplitudes and constant output impedance. Completely wired, tested, calibrated and ready to test anything from audio amplifiers or op-amp and educational laboratory designs to complex industrial laboratory projects.

Model DM-2  
Stock No. 05-0020

**\$49.97**

LIMITED SUPPLY!



LIMITED SUPPLY!

**50% OFF**

**\$62.47**

Model DM-4  
Stock No. 05-0040

### DM-4 Multipurpose Pulse Generator

The Design-Mate 4 may be used as a clock source, delayed pulse generator, synchronous clock source, manual system stepper, pulse stretcher, clock burst generator and in tandem with one or more DM-4's used to gate the output of one or more additional DM-4's. The wide range of controls and functions will give you an

idea of the many ways DM-4 can save you time and effort with digital circuits.

## 30% OFF!

### DM-9 Logic Probe ALBIA'S ECONOMY DIGITAL DM-9 MULTI-LOGIC COMPATIBLE 5-15VDC PROBE

The features are many on this quality Albia test instrument; will detect low rep. rate pulses (up to 1.5 MHz); detects low, high or pulsed logic levels with a minimum detectable pulse width of 300 nsec. Easy-to-interpret 3 LED readout. Built-in over-voltage and reverse polarity protection.



NOT A KIT!

#### SPECIFICATIONS

INPUT IMPEDANCE 300,000 Ohms; THRESHOLD Logic 1 thresholds (HI-LED) 70% Vcc Logic 0 thresholds (LO-LED) 30% Vcc. MIN DETECTABLE PULSE WIDTH 300 nanoseconds; MAX. INPUT SIGNAL FREQUENCY 1.5 MHz; PULSE DETECTOR (PULSE LED) High Speed pulse train or single events (+ or - transitions) activate 1/10 second pulse stretcher. MAX. INPUT VOLTAGE = 50V continuous 120VAC for less than 15 seconds. POWER REQUIREMENTS 5 Volt Vcc 30 Ma 15 Volt Vcc 40 Ma 25 Volts max. with power lead reversal protection. OPERATING TEMPERATURE 0 to 50°C PHYSICAL SIZE L x W x D 5.8x1.0x0.7" (147 x 25.4 x 17.8 mm) WEIGHT 3 oz. (85g) POWER LEADS 36" (61 cm) with color coded insulated clips.

Model No. DM-9  
Stock No. 17-0009

**\$18.86** LIMITED SUPPLY

### LOW COST RESISTOR SUBSTITUTION BOX



### Model DM-13 Kit

Have fun building this useful kit and save money at the same time. Stop wasting time looking for the right resistor, here's a handy kit that you can easily assemble that will provide everything you'll probably need at your fingertips.

- With complete step-by-step easy to understand assembly instructions
- All resistors are 1/2 Watt, tolerance ± 5%
- 5% accuracy
- 24 positions
- 2 ranges

**\$39.00**

MODEL DM-13  
STOCK NO. 15-0013

## ORDER TODAY!

NOTICE!  
SALE PRICES LIMITED TO ACTUAL INVENTORY AT TIME OF SALE!  
NO DEALER ORDERS PLEASE!



SANTA SAYS —  
ORDER NOW FOR  
HOLIDAY  
DELIVERY!

**Albia Electronics**  
YOUR MAIL-ORDER  
ELECTRONIC  
SUPPLY HOUSE!

CIRCLE 66 ON FREE INFORMATION CARD

NOVEMBER 1981

87



## NEW PRODUCTS

continued from page 85

one wideband and one narrowband—are provided. The receiver selects the best mode of operation and then sends a signal to the external AM antenna box, tuning it for optimal reception at the desired frequency. The *model NAT 301*, potentially, can deliver AM sound to rival that from the FM section.

On stereo FM, the receiver section maintains the optimum signal-to-noise ratio by reducing stereo separation gradually, and finally limiting the bandwidth of the tuner as required by the quality of the signal being received.



CIRCLE 137 ON FREE INFORMATION CARD


The digital display brightens when the receiver finds the center frequency and locks on to the incoming signal. That visual feedback has the effect of teaching the user those frequencies that he or she uses most often. On FM, a sophisticated muting circuit is activated automatically until this center frequency is located, the receiver has found a listenable station, and the AFC has locked onto the signal.

Similar muting takes place on AM; however, the user may tune off the center frequency, shifting the signal into such a position that any beats or whistles caused by adjacent channels are eliminated.

The *model NAT 301* is priced at \$3,500. — **Naim Audio, Ltd.**, (England); U.S. Distributor: **Audiophile Systems, Ltd.**, 6842 Hawthorn Park Dr., Indianapolis, IN 46220.

**STATIC-ELECTRICITY ALARM, model WA-1**, gives a visual and audible alarm when ambient static electricity reaches predetermined levels.

Static electricity can ruin the microprocessors that are the basis of many new electronic products, and can be a safety problem in many industries, such as ordnance, chemical processing, and papermaking. It is also a peril in surgical operating rooms, and, because static electricity can make a surface dust-attractive, it can cause serious quality-control problems in such industries as graphic arts, photographic processing, and precision assembly.



CIRCLE 138 ON FREE INFORMATION CARD

A wire serves as the *model WA-1's* antenna. The sensitivity of the alarm is a function of the length of the wire, making it easily adjustable to the user's individual requirements. For example: An 18-inch wire will detect 240 volts at a distance of one foot. A three-position switch has settings for the red-light warning, the high-pitched alarm, or off. The unit measures 1 x 3.25 x 2 inches.

The *model WA-1* is priced at \$69.96. — **Wescorp**, 1155 Terra Bella Ave. Mountain View, CA 94043.

**POWER AMP, model MA5002A**, is designed to provide instantaneous internal electronic compensation for intermittent or continuous 2-ohm operation, without actuating any of its protective circuitry and without current limiting.

The *model MA5002A* is rated at 250 watts stereo at 8 ohms, 20 Hz-20 kHz with less than 0.09% THD; the same specs apply for 375 watts-per-channel at 4 ohms. THD is less than 0.02%, slew rate greater than 50, IM less than 0.05% (typical 0.02%), and dynamic headroom better than 2 dB. All specifications are continuous operation, FTC sinewave power ratings, with no shutdown during test procedures. The Class "H" fully-complimentary circuitry features low operating wattages for conserving energy, and allows use without a fan under all normal operating conditions.

Protective circuitry is four-way. Short-circuit protection is provided by an ex-

**Nine Ways To Get A Precise Grip On Precision Jobs**


Slender, perfectly mated jaws that give you a sure touch on fine work. Hand honed cutters sharp enough to cut a human hair. Precision machined joints with no loose side wobble. Blue dipped plastic comfort grips. Quality in every detail (at no premium in price). Little Champ Pliers by CHANNELLOCK. Be sure THAT trade name is on the pliers you buy.

**CHANNELLOCK**

Little Champ Precision Pliers

CHANNELLOCK, INC. • Meadville, Pennsylvania 16335  
Meet The Rest Of The Family. Send For Our Free Catalog.





CIRCLE 139 ON FREE INFORMATION CARD

clusive-design dual-purpose auto-crowbar circuit with automatic reset and front-panel LED indicator. There is also thermal sensing with automatic reset and front-panel indicator, as well as external fusing protection. The chassis has a 16-gauge steel mainframe structure, with modularized construction throughout for easy access to all component parts.

The *model MA5002A* is priced at \$849.00. — **Soundcraftsmen**, 2200 So. Ritchey, Santa Ana, CA 92705.

**BUS INTERFACE**, *model 4380-488*, is a new IEEE-488 bus interface unit that allows connection of the Bird directional RF Power Analyst wattmeters to a GPIB (General Purpose Instrumentation Bus) for automatic measurement and recording of data. Digital *Thruline* wattmeters equipped with a bus-compatible output can now become talkers and listeners via GPIB central control.

Typical applications include periodic measurement of one to nine RF-signal



CIRCLE 140 ON FREE INFORMATION CARD

parameters; hard-copy printout of data for logging; scope, graphic terminal, or curve-plotter feed for dependent variables display (such as attenuation or SWR vs. frequency, power vs. time, etc.); alarm or warning functions of performance levels, and automatic testing of equipment or components.

The *model 4380-488* is priced at \$975.00. — **Bird Electronics Corporation**, 30303 Aurora Rd., Cleveland (Solon), OH 44139.

**LOUDSPEAKER**, *Wharfedale E-90 PRO*, is a high-power speaker system for professional and semi-professional users, designed for use in small club, disco, or concert-hall environments where increased sound-pressure levels without distortion are important.

The *model E-90 PRO* uses two 10-inch moving-coil bass drivers, two 4-inch high-flux moving-coil midrange drivers, and a 1-inch compression-drive horn-loaded tweeter. Its minimum power requirement is 30 watts, and its power-handling capacity is 300 watts of program material. Its sensitivity is 95 dB (1 watt/1 meter). Nominal impedance is 8 ohms. Typical frequency response is 45 Hz to 18 kHz,  $\pm 3$  dB.

There are two contour controls. The upper is continuously variable in a range of 2 kHz to 20 kHz; the lower is continuously variable in the 200-Hz to 2-kHz range. The crossover type is a 6- and 12-dB/octave, 14-element network, resistant mounted. Crossover points are 150 Hz,




CIRCLE 141 ON FREE INFORMATION CARD

800 Hz, and 7 kHz. System and treble circuit breakers protect the speakers against misuse or accidents. The reset button for the circuit breaker is located on the front of the speaker cabinet.

The cabinet is a computer-optimized reflex type, made of high-density particle board incorporating crush-resistant steel rails and corner caps. The finish is an abrasion-resistant black vinyl. The grille is semi-opaque, acoustically transparent woven steel mesh. There is a grab handle, as well as recessed transportation handles. External dimensions are 45¼ × 15¾ × 16¾ inches.

The *Wharfedale E-90 PRO* carries a suggested retail price of \$900.25 each. — **Rank Hi Fi, Inc.**, 260 North Route 303, West Nyack, NY 10994.

**TYPE-AHEAD BUFFER**, *model 150*, features a 40-character type-ahead capability, eliminating the need to wait for computer prompts before entering the next command or data. It is compatible with all *Apple II* computers and software.



CIRCLE 142 ON FREE INFORMATION CARD

No software patches, cuts, or jumpers are required, and the simplified design allows for nearly effortless installation. The *model 150* is priced at \$49.95. — **Vista Computer Co.**, 1317 E. Edinger, Santa Ana, CA 92705. R-E

## The FEATURES you want in a

### 20 MHz DUAL TRACE OSCILLOSCOPE

DC-20 MHz dual trace @ 5mV to 10V/Div on 11 ranges. Operating modes Ch 1, Ch 2, dual, add, sub., chop, X-Y. Sweep Time 0.5  $\mu$  sec to 0.5 sec/Div on 19 ranges plus X5 mag. 5 trigger selections; 3 filters; auto free run; TV-V/H. 5½" rect. CRT with internal graticule and 2kV acceleration. TTL intensity modulation. Switching regulator power supply. Comes complete with two 10:1 hook-on probes. Detachable 3 conductor AC cord, spare fuses, and full one year ltd. warranty.



## At PRICES you can AFFORD!

	1-9 Ea.	10 up Ea.
MS-6020 Described	\$649.00	\$585.00
MS-6021 with Delay Sweep	699.00	630.00
MS-6120 with Built-in 3½ DMM	765.00	690.00

Available at selected distributors or write/phone:

**NORTH AMERICAN**



1126 Cornell Avenue  
Cherry Hill, NJ 08002  
Tel. (609) 488-1060

CIRCLE 72 ON FREE INFORMATION CARD



# NEW IDEAS

## Headlight Alarm

HAVE YOU EVER FOUND YOUR CAR battery dead because you had left your headlights on after shutting off the engine and walking away? Before long your battery is totally drained, and you have to start looking for a passing good samaritan or a service station. It is a frustrating experience, as you know if it has ever happened to you.

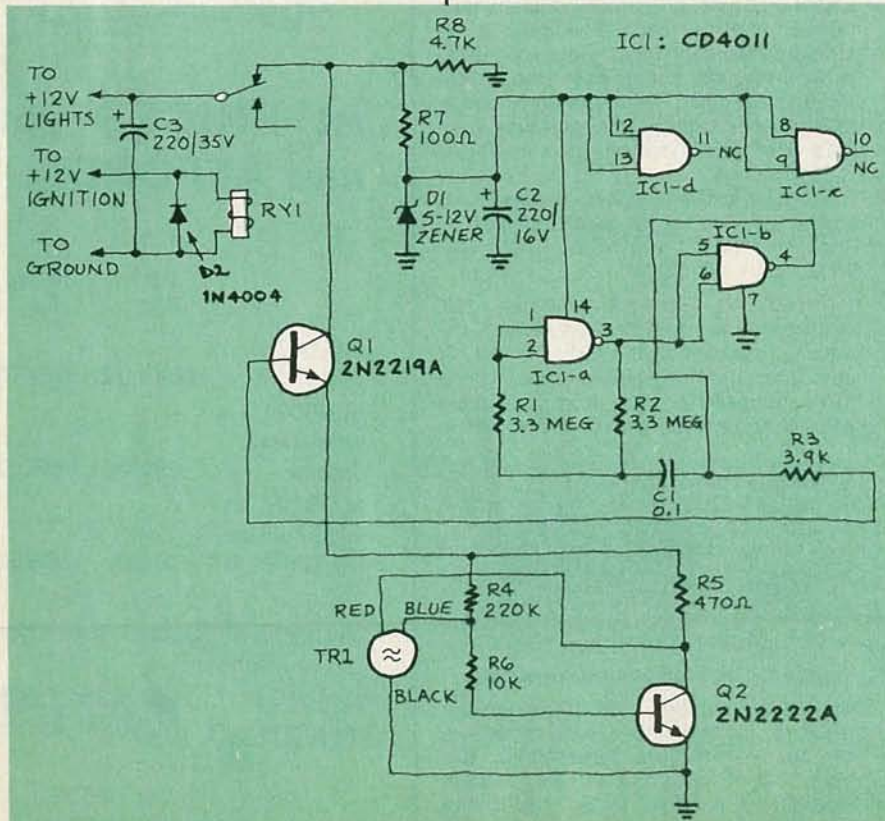
This circuit is designed to give off an alarm anytime that the lights are on but the engine is off. The device is easy to build and almost any technique can be used. Installation is also simple and just two connections to your car's electrical system, and one to its chassis, are required for proper operation.

The circuit for the project is shown in Fig. 1. An SPDT relay, RY1 (Radio Shack 275-003 or equivalent), and diode D2 (IN4004 or equivalent) supply power to the rest of the circuit only when the headlights are on and the ignition switch is off. A circuit made up of R7 and D1 regulates the voltage to IC1. The IC is configured as an oscillator, and is used to supply pulses to Q1,

which is used as a transistor switch. Each time a pulse from IC1 reaches it, Q1 supplies power to TR1's driver circuit (TR1 is a piezo-buzzer element, Radio Shack 273-064 or equivalent), sounding the alarm.

The connections to your car are fairly straightforward. The lead marked TO +12V LIGHTS should go to a line that carries +12 volts whenever the headlights are on (the one for the dashboard lights is a good choice). The lead labeled TO +12V IGNITION should go to one of the lines that power the car's accessories (radio, cigarette lighter, etc.). Make those connections to any point that is easily accessible; typically that will be at your car's fuse box. The lead labeled TO GROUND can be made to any convenient point that's connected to the car's chassis.

Of course there are times when you wish to use your headlights while the engine is off. All that needs to be done to silence the alarm in those instances is to turn the ignition switch to the ACCESSORY position. —James Griggs



### NEW IDEAS

This column is devoted to new ideas, circuits, device applications, construction techniques, helpful hints, etc.

All published entries, upon publication, will earn \$25. In addition, Panavise will donate their model 324 Electronic Work Center, having a value of \$49.95. It combines their circuit-board holder, tray base mount, and solder station (see photo below). Selections will be made at the sole discretion of the editorial staff of **Radio-Electronics**.



I agree to the above terms, and grant **Radio-Electronics Magazine** the right to publish my idea and to subsequently republish my idea in collections or compilations of reprints of similar articles. I declare that the attached idea is my own original material and that its publication does not violate any other copyright. I also declare that this material had not been previously published.

Title of Idea

Signature

Print Name

Date

Street

City

State

ZIP

Mail your idea along with this coupon to: **New Ideas Radio-Electronics**, 200 Park Ave. South, New York, NY 10003



## Hitachi V-202 and V-352 Dual Trace Oscilloscopes

When you get exceptional capability per dollar, that's superior cost-performance. And that's the 35 MHz Hitachi V-352 and the 20 MHz Hitachi V-202 dual trace oscilloscopes.

Proof? Just skim these features, then note the price. For starters, both scopes have a 2-year limited warranty. And then there are features like square CRT's with internal graticules, vertical sensitivity

of 1 mV/division, and a wide dynamic range for vertical amplifier of 8 divisions or more. Each scope features front panel X-Y operation, 10X sweep magnification, 3% vertical deflection and sweep accuracy, and low vertical drift. For ease of operation, functionally related controls are grouped into 3 color-coded front panel blocks.

How do we build in all that capability at such low cost? Chalk it up to two decades of oscilloscope design experience and some of the most modern production methods around.

Hitachi V-352 and V-202 are

stocked by your authorized industrial distributor and ready for fast delivery.


Ask for a demonstration and see more performance than you expected for less than you thought possible.

**Hitachi...  
the measure of quality.**

 **HITACHI**  
Hitachi Denshi America, Ltd.  
175 Crossways Park West  
Woodbury, NY 11797  
(516) 921-7200

CIRCLE 85 ON FREE INFORMATION CARD

# You'll recognize the name... appreciate the quality.





# SERVICE CLINIC

## A closer look at high-voltage shutdown circuits

JACK DARR, SERVICE EDITOR

I'VE NOTICED SOME NEW TV CIRCUITS IN the last year or so. Actually, they aren't really new—they just do things a little differently! When activated, they cause the picture to flicker on and off at regular intervals, or cause the sound to go "putt, putt" (like a motorboat). I've gotten quite a few letters from confused technicians who were facing those symptoms for the first time.

The cause of all that activity is quite simple—it's the high-voltage shutdown circuit in operation! I first ran into that type of circuit while going through an Admiral Service Newsletter (looking for something else, of course). The shutdown circuit in the Admiral 4K10/4M10 chassis (and others) causes the raster to flash on and off about once a second, while the sound makes a "tweet" at the same rate.

What happens here is that if an arc, or anything else, trips the shutdown, the circuit tries to reset itself after about a second. If the fault was momentary, the set will come on again and work properly. If the fault is still there, the circuit will shut down the set again (and again, etc.).

Any of the usual problems will cause the shutdown circuit to trigger. Run the regular series of tests to find the specific cause. Start with the DC voltage: Plug the set into a variable-output transformer and turn the line voltage down. Monitor the regulated B+ and bring the line voltage up until the B+ is at the correct value. If the set now works, check the regulator; if it doesn't, look elsewhere.

The same type of shutdown circuit is used in other sets; among them are those in the new Magnavox 13C2 power-supply series. Although the shutdown circuit in the Magnavox sets is different from the one in the Admiral, it works in pretty much the same way, only faster.

The heart of that shutdown circuit is op-amp "Z" in IC322, located on supply module 704191; the op-amp is shown in Fig. 1. The output from the op-amp goes, via diode D1, to the duty-cycle modulator of the switching regulator (Fig. 2). As long as everything in the set is normal, the output of the op-amp is high. The slow-start circuit shown in Fig. 1 delays set turn-on and high-volt-

age buildup. When the set is turned on, there's an instant when the +12-volt supply is low. If it is below +8 volts, a control transistor, TS2, is off, and TS3 conducts. That causes capacitor C330 to be charged, pulling the output of op-amp Z low. That, in turn, pulls the output level of the sawtooth oscillator (see Fig. 2) so low that the duty-cycle modulator is cut off, shutting down the set. When the supply voltage rises above +8 volts, the opposite takes place; the transistors turn the op-amp off, causing its output to go high. When that happens, the duty-cycle modulator works again.

That is what happens during shutdown. There are, of course, other situations that can trigger the circuit including low B+, high B+, and excessive current drain. In every case, the output of op-amp Z goes low, cutting everything off.

All of the voltages monitored are found on supply module 704191. The DC voltage developed from the AC line comes from rectifier module 704192. The horizontal oscillator drives both the switching-mode regulator and the

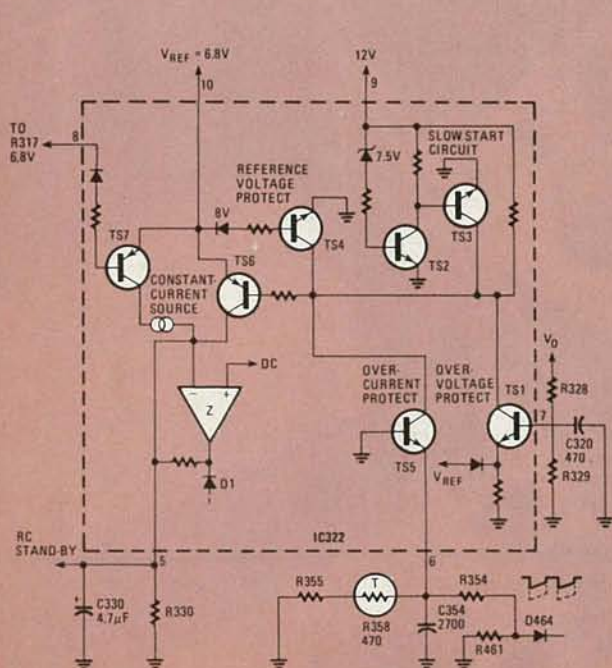


FIG. 1

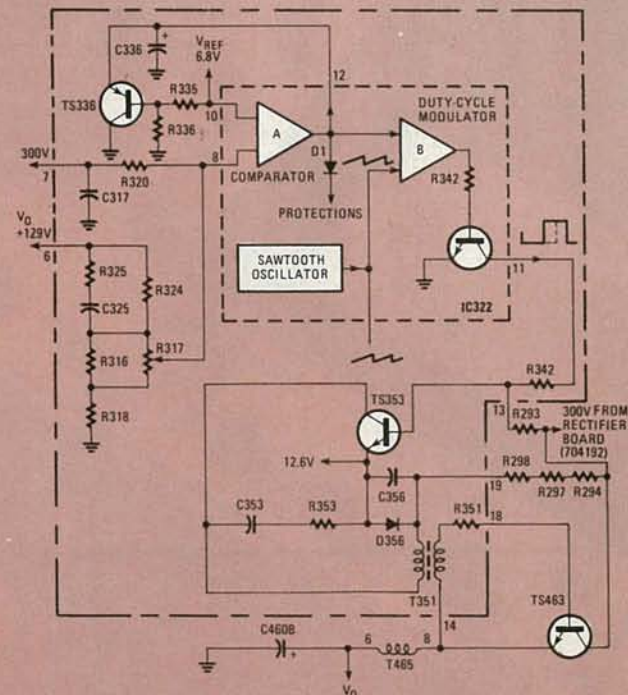


FIG. 2



horizontal-output tube, so they are always in sync. The operating DC voltages come from the flyback. The switching-mode transformer drives the horizontal output transistor, which in turn drives the flyback.

For troubleshooting, the +129-volt DC supply is the key. Pull the horizontal-yoke plug; that disconnects the horizontal-output circuit. Now check the +129-volt DC supply. If it is OK, check the horizontal-output circuitry, the horizontal-output transistor, and all of the low-voltage rectifier diodes coming from the flyback. If the +129-volt DC supply is pulsating, or too high or low, try a new supply module.

If you'd like more information on how the Magnavox shutdown circuit works, refer to the July and October 1980 issues of the Magnavox Service News. **R-E**

## SERVICE QUESTIONS

### CAPACITOR SUBSTITUTES

Bill Stiles, CET, of Hillsboro, MO has sent in some information on using Sprague polypropylene capacitors as substitutes for others. A Sprague PP16-S18 is a substitute for a Zenith 22-4001, a .0018  $\mu$ F capacitor rated at 1600 volts. A PP16-S11S is a substitute for a Zenith four-legged capacitor. That capacitor comes with a data sheet that says that it is an exact replacement for two Zenith, and one Admiral, part numbers.

Fuji-Svea, Inc. lists an assortment of Sprague capacitors, assortment number KF-34, as Sprague series 715P (note that all of the individual part numbers start with PP). Those capacitors are exact replacements for polycarbonate-film capacitors in critical commutating and S-shaping circuits, with high AC-current carrying-ability. The kit includes 18 different values, including 1.75  $\mu$ F at 100 volts (a yoke-return capacitor), and others at ratings of 600, 800, 1200, and 1600 volts. The last two ratings are for .0033- $\mu$ F and .0039- $\mu$ F capacitors.

*Thanks Bill; this is information that I've been trying to get for quite some time.*

### SMEARY PICTURE

*The picture on this Quasar TS-938 was very smeary. The focus control worked normally, but did not help the problem. The picture tube heater-voltage was low; replacing the JA panel (flyback power-supply) helped, but not enough. The sharpness is still below normal. Any ideas?—G.S., Red Bank, NJ*

Trying inputting a color-bar signal,

and checking it with an oscilloscope all the way from the video detector on through the video stages. If you have a three-bar function on your bar/dot generator, it will give you three nice square-wave signals.


Look for a point where the signal is sharp at the input of the stage, but distorted (rounded corners, slanted, etc) at the output. When you find that stage, check the DC voltages and so on. One common cause of this problem is a leaky transistor; try a new one.

(Feedback: "Thanks! You hit it! The 1st video transistor was leaky. I replaced it and now the picture is 300% better.")

### TRIPLER TROUBLES

*I've got a problem with an RCA CTC92K. It came in dead—bad tripler, bad output transistor, and an open fusible resistor. I replaced all of those and got sound, but no raster. The high voltage and raster voltages out of the tripler are all OK. I have no screen voltage on the picture tube; that comes from a tap on the tripler. All of the series resistances check out. Any ideas would be appreciated.—L.C., Sacramento, CA*

Well, you may have one of two problems. Either the wrong tripler, without the screen tap, or an open circuit between the tap and the screen controls. I was going to tell you to bridge the



Design of Digital Systems - six volumes

#### ADVANCED COURSE DESIGN OF DIGITAL SYSTEMS

Six large-format volumes — each 11 1/4 x 8 1/4"

##### CONTENTS

The contents of Design of Digital Systems include:

Book 1: Octal, hexadecimal and binary number systems; representation of negative numbers; complementary systems; binary multiplication and division.

Book 2: OR and AND functions; logic gates; NOT, exclusive-OR, NAND, NOR and exclusive-NOR functions; multiple input gates; truth tables; DeMorgan's Laws; canonical forms; logic conventions; Karnaugh mapping; three-state and wired logic.

Book 3: Half adders and full adders; subtractors; serial and parallel adders; processors and arithmetic logic units (ALUs); multiplication and division systems.

Book 4: Flip-flops; shift registers; asynchronous counters; ring, Johnson and exclusive-OR feedback counter; random access memories (RAMs); read-only memories (ROMs).

Book 5: Structure of calculators; keyboard encoding; decoding display data; register systems; control unit; program ROM; address decoding; instruction sets; instruction decoding; control program structure.

Book 6: Central processing unit (CPU); memory organization; character representation; program storage; address modes; input/output systems; program interrupts; interrupt priorities programming; assemblers; executive programs, operating systems, and time-sharing.

##### OUR CUSTOMERS

Design of Digital Systems has been bought by more than half the 50 largest corporations in America, and by Motorola, Intel, DEC, National Semiconductor, Fairchild, General Instrument, Hewlett-Packard, Heath Co., M.I.T., NASA, Smithsonian Institute, Bell Telephone Labs. And many, many more, as well as corporations and individuals in over 50 countries.

#### CAMBRIDGE LEARNING Inc.

1 Judith Drive  
North Reading,  
MA 01864

Call (617) 664-3657 to  
order by phone—free.

7 days, 24 hours

- \* Order free by phone
- \* Mastercharge/VISA
- \* No shipping charges
- \* Money-back guarantee
- \* Tax deductible
- \* Save \$5

## Designing Digital Systems

Two programmed learning courses:  
hardware and software; theory  
and application.



Digital Computer Logic & Electronics

##### CONTENTS

Digital Computer Logic and Electronics is designed for the beginner. No mathematical knowledge other than simple arithmetic is assumed, though you should have an aptitude for logical thought. It consists of 4 volumes — each 11 1/2" x 8 1/4" — and serves as an introduction to the subject of digital electronics.

Contents include: Binary, octal and decimal number systems; conversion between number systems; AND, OR, NOR and NAND gates and inverters; Boolean algebra and truth tables; DeMorgan's Laws; design of logical circuits using NOR gates; R-S and J-K flip-flops; binary counters, shift registers and half-adders.

##### NO RISK GUARANTEE

There's absolutely no risk to you. If you're not completely satisfied with your courses, simply return them to CLI within 30 days. We'll send you a full refund, plus return postage.

##### TAX DEDUCTIBLE

In most cases, the full cost of CLI courses can be a tax deductible expense.

##### PHONE ORDERS - FREE

To order by phone, call (617) 664-3657 with your credit card information. It won't cost you a dime, because we'll deduct the cost of your call from the price of the courses you order.

##### TO ORDER BY MAIL

You may use the order form below if you wish, but you don't need to. Just send your check or money order (payable to Cambridge Learning, Inc. to the address below. If you don't use the order form, make sure your address is on your check or the envelope, and write "DDS" (Design of Digital Systems), "DCL" (Digital Computer Logic & Electronics), or "both" (both courses) on your check.

Mass. Residents add 5% sales tax. We pay all shipping costs. We also accept company purchase orders.

##### AIR MAIL

The prices shown include surface mail postage anywhere in the world. Air mail postage costs an extra \$10 for both courses (10 volumes).

##### DISCOUNTS

Call or write for details of educational and quantity discounts, and for dealer costs.

##### SAVE \$5

If you order both courses, you save \$5. Order at no obligation today.

To: Cambridge Learning Inc., 1 Judith Drive, North Reading, MA 01864

Please send me

sets of Design of Digital Systems	\$19.95	\$
sets of Digital Computer Logic & Electronics	\$14.95	\$
sets of both courses	\$29.90	\$

Enclosed is check/money order (payable to Cambridge Learning Inc.) for total \$

NAME \_\_\_\_\_

ADDRESS \_\_\_\_\_

CITY/STATE/ZIP \_\_\_\_\_ #10

CIRCLE 57 ON FREE INFORMATION CARD



# Give Your Computer Measurement Capability



You have a problem if your business involves electrical measurements taken in large quantity or at inconvenient times.

Now we have a solution - avoid tedious manual data entry with Sabtronics' new Model 2020 Digital Digital Multimeter by letting your computer take the readings. Our 2020 computer-compatible multimeter is a precision instrument invaluable by itself in the many places around your office, lab or home where you currently want or use a multimeter. Now this same meter can also function as a peripheral for your microcomputer to extend your system's "reach" into the real world. Since the model 2020 can monitor resistance and current as well as voltage, its applications are as broad as your imagination. And while you are stretching your imagination consider these features:

- 5 voltage ranges (.1 V. - 1000 V. Full scale AC or DC)
- 6 current ranges (.1 mA. - 10 A. full scale AC or DC)
- 6 resistance ranges (100 $\Omega$  - 10M $\Omega$  full scale)
- Optical isolation between the meter and the computer to minimize noise and ground reference.
- Complete interface and cable supplied for most popular microcomputer systems with software support.
- Complete price with interface only \$239.00

For further information write or call us. Sabtronics International, 5709 N. 50th Street, Tampa, FL 33610 (813)623-2631

Making Performance Affordable

**sabtronics**  
INTERNATIONAL INC.

215,000-ohm fusible resistor in the circuit, but you've already done that. There is another resistor in that circuit, 100,000 ohms, and it has a habit of opening up under load. If you are getting high voltage and focus voltages, but no screen voltages at all, even right at the tap of the tripler, that almost has to be the wrong tripler!

## NO BOOST VOLTAGE

*The problem is no high voltage in this Magnavox T-960. The boost voltage is only about +260 volts instead of +540 volts. Also I get just -23 volts on the grid of the 38HK7. Everything else checks out, but I must be missing something.—B.T., Delta, IA*

Well, you do have a *little* boost voltage; the 260-volt B+ means that the stage is trying to work. What you're overlooking is the very low voltage on the grid of the 38HK7. That voltage should be -42 volts, and since it is developed by the drive signal from the horizontal oscillator, that drive is probably very low (it is normally 140 volts peak-to-peak). Try a new 6GH8 in the oscillator stage, and check all of the DC voltages.

## THIN VERTICAL LINE

Here's some feedback on the GE 10JA chassis. The symptom was a thin, fuzzy, vertical line on the right side of the screen. But before I got your response, I found the cause. Replacing the horizontal driver transformer cleared up the problem.

*Thanks to Danny Davis, Moundville, AL, for that helpful information.*

## DOUBLE PICTURE

*I've got two complete pictures side-by-side on this Zenith 19DC22. All of the tubes and transistors check out OK. Can you help?—T.W., Lafayette, LA*

That sounds like an old Zenith problem. The horizontal-hold control is a tunable coil. The coil has a stop, but if the control knob is pulled out a little too much, the stop can be missed. If that happens it is possible to turn the knob too far—far enough, in fact, to make the oscillator run at half speed, 7875 Hz. Turn the knob until the picture returns to normal. From experience, you'll have to turn the knob counterclockwise; turning it clockwise will increase the inductance, making the oscillator run even slower.

## 6HU8 TUBE

*Can you tell me where I can get a 6HU8 tube, or a substitute for it that I can use by rewiring the socket? I've looked everywhere, but had no luck.—E.S. Corydon, IN*

You've opened up a real can of worms! I've looked everywhere and come up with what you did—nothing! I finally did run down something in an

old RCA tube manual, a listing that read "6HU8/ELL80." The "ELL80" notation indicates that this is a European type with the "PRO-Electron" numbering. It is a dual power-output pentode with a 2-watt output, a 6.3-volt heater, and a 9-pin base. No substitutes are listed, but the load impedance is 10,000 ohms. You should be able to find two common single-configuration miniature tubes with the same load impedance and run them side-by-side—any impedance from 8,000 to 10,000 ohms should work. You'll have to do some juggling, and mount another socket, so be prepared for a lot of work.

## STEREO DISTORTION

*I've got a Sanyo DC434 stereo receiver with bad distortion. Everything seems to check out OK, but if I go back from the output and touch coupling capacitor C429, the distortion stops. I need help!—A.C., Howard Beach, NY*

I think that you may have already found it. Chances are good that C429 is either leaky or opening up intermittently. That capacitor is a low-voltage electrolytic, and I've grown to suspect them in any circuit with problems. Try a new one and see if that's the case here.

## LOW SOUND

*I've got a sound problem in this AMC 5CP-301. I've tried a new speaker, changed both transistors, and changed the sound-IF IC with no luck. I get very little signal at the collector of Q301, the driver. Any ideas?—E.S., Zion, IL*

I don't think that you are really getting anything out of Q301—just some signal leakage. This is a common-emitter stage; the emitter is bypassed. If the bypass is open, you'll lose practically all of the gain. Use an oscilloscope to check the collector, base, and emitter. If the signals on the base and emitter are nearly the same, the bypass is open. There should be no signal at all on Q301's emitter if the bypass is good.

(Feedback: "You hit the nail on the head. Capacitor C317, the .22  $\mu$ F bypass capacitor was open. I replaced it and the set now works fine.")

## HORIZONTAL-FREQUENCY PROBLEMS

When this Sony KV-1511 was first turned on, the horizontal frequency was completely out of the range of the horizontal-hold control. After 5 to 10 minutes, the frequency drifted back slowly and would lock in at the end of the control's range. Thinking that the component's value had changed and that heat was partially correcting the problem, I tried cooling spray; it had no effect. Voltages seemed to be close enough to what they should be, and didn't drift during warm-up.



In this set, the frequency is controlled by a DC voltage. The horizontal-hold control sets the DC-voltage level that biases the AFC. An oscilloscope showed horizontal pulses across that control. I traced the pulse back to the B+ line, and finally to C533, a 100  $\mu$ F filter capacitor. Replacing the capacitor fixed the problem.

Thanks for this to Vic Spacek of Bloomfield, CT

### VIDEOTAPE COLOR

I wrote you about a problem in a Sony videotape recorder. It would play back previously-recorded material in perfect color, but would not record in color. Although you said that you didn't know anything about that machine, you did suggest a few things to try, including cleaning the record/playback switch's contacts. After finding the thing (the switch on this unit works through a series of levers; the contacts themselves are on one of the circuit boards), I cleaned the contacts with a spray cleaner. The videotape recorder now works perfectly. I just thought that you'd like to know.

—Lloyd Hust, Brigham City, UT

### TWO HINTS

Here are a couple of hints for your files. The first deals with the vertical-output fuse in the Zenith 23FC45 that keeps failing. The only way to repair that problem is to replace the vertical-driver transistor (the one with the TO-126 flat-pack case). The transistor seems prone to failure under load. The problem is intermittent, and heating or freezing does not reveal it.

The second hint involves the Zenith 25CC50 and similar chassis. The symptom is poor focus even if the focus voltage is normal. Even though the CRT will test out as good (at least on my testers) the CRT must be replaced anyway. That has shown up recently on 25VACxx and 23VAQ CRT's. R-E

### EQUIPMENT REPORTS

continued on page 36

wide and I could not get quite enough heat from the desoldering gun. Holding the tip of a second soldering iron to the other side of the lug melted the solder, and the Hot Vac did the rest.

The desoldering system is a well-made piece of equipment; I've used Ungar products for many years, and I've liked them. The instructions are very complete, and include a parts list, service information, and clear illustrations. The model 4000 Hot Vac is priced at \$399.00. There is also the model 4000E for 220-volt operation that sells for \$555.55. R-E

## The TSE-HARDSIDE 1982 Micro-Computer Buyer's Guide

is now available! We've included such valuable information as print samples from each of the printers we carry, feature-by-feature comparisons of micro-computer systems in an easy-to-read table format, an informative article on Micros, and pages and pages of complete product descriptions. We're making this valuable reference available for only \$2.95 (credited toward first purchase from TSE-HARDSIDE). Just clip the coupon (or send a note) with your check for \$2.95 to the address below. THE TSE-HARDSIDE 1982 BUYER'S GUIDE will soon arrive postpaid to your door.

Yes! Send me the  
**TSE-HARDSIDE  
1982 Micro-Computer  
Buyer's Guide.**

I've enclosed \$2.95 Please send only your FREE Price List

Name \_\_\_\_\_

Address \_\_\_\_\_

City \_\_\_\_\_

State \_\_\_\_\_

Zip Code \_\_\_\_\_



1982  
Micro-  
Computer  
Buyer's  
Guide

RE

Send to:

**TSE-HARDSIDE**  
Dept. C, 14 South Street  
Milford, NH 03055

CIRCLE 69 ON FREE INFORMATION CARD

## A Classroom In Your Mailbox!

STUDY  
Two-Way Radio

THROUGH THE  
REVISED

**MTI**

Home Study Course

Send coupon below for free course outline  
No obligation - No salesman will call

Professional Training in a Unique Career Field

Providing Training to the Industry Since 1960

## study FM two-way radio at home!

I am interested in learning more about professional FM two-way radio. Please send me full details on the MTI training program.

Name \_\_\_\_\_

Address \_\_\_\_\_

City/State/Zip \_\_\_\_\_

**MTI**

C3L

**Mobile Training Institute**

Box 735, Camp Hill, PA 17011-U.S.A.

CIRCLE 76 ON FREE INFORMATION CARD

## Get A GNOME the original micro-synthesizer

Every day more people discover that PAIA's GNOME is the most versatile, cost effective special effects device on the market today.

John Simonton's time-proven design provides two envelope generators, VCA, VCO and VCF in a low cost, easy to use package. Use alone with it's built in ribbon controller or modify to use with guitar, electronic piano, polytonic keyboards, etc.

The perfect introduction to electronic music and best of all, the Gnome is only \$69.95 in easy to assemble kit form. Is it any wonder why we've sold thousands?



PAIA 1020 W. Wilshire Blvd. Oklahoma City, OK 73116

Send GNOME MICRO-SYNTHESIZER Kit (\$69.95 plus \$2.00 postage)

Send FREE CATALOG

name \_\_\_\_\_

address \_\_\_\_\_

city \_\_\_\_\_

state \_\_\_\_\_

zip \_\_\_\_\_

visa \_\_\_\_\_

mc \_\_\_\_\_

card no. \_\_\_\_\_

**PAIA**

Dept. 11R

(405) 843-9626

1020 W. Wilshire Blvd. Oklahoma City, OK 73116

CIRCLE 22 ON FREE INFORMATION CARD

NOVEMBER 1981

95



# NEW LIT.

For more details use free information card inside back cover.

**REPLACEMENT BATTERY BROCHURE** is an illustrated 8-sheet foldout showing and describing all the batteries presently offered by Gould. The clearly-printed, easy-to-read chart gives needed information on volts/ampere hour capacity, Gould part numbers, maximum battery dimensions, battery description, and typical application. There is also a brief instruction on how to make the best use of the brochure. Free upon request.—**Avex Electronics Corp.**, 121 Coulter Avenue, Ardmore, PA 19003.

CIRCLE 111 ON FREE INFORMATION CARD

**ELECTRONIC HARDWARE CATALOG**, two-color, 44 pages, 8½ × 11 inches, combines previous catalogs and includes many newly-released products. It contains complete specifications and ordering information on a full range of DIP, transistor and IC sockets; adaptor plugs and covers; cable sockets, plugs and jumpers, and the industry's most comprehensive line of strip-connector prod-

ucts. The latter include socket and terminal strips ("snap strips") and cable-strip connectors. Free upon request.—**Samtec, Inc.**, 810 Progress Blvd., PO Box 1147, New Albany, IN 47150.

CIRCLE 112 ON FREE INFORMATION CARD

**COLOR BROCHURE, Land Mobile Radios and Accessories**, is 12 pages, 8½ × 11 inches, and describes a broad line of two-way business radios, pagers, repeaters, and accessories in layman's language.

Rugged, slimly styled dash-mount mobile radios are available with up to four channels in power ranges from 20 to 75 watts. The trunk-mount radios feature a two-channel, mini-control head and transceiver capable of being mounted in any convenient place in the vehicle-trunk, under a seat, or under the dash.

Handheld UHF radios have a transmitter output of 3.5 watts, and VHF models have a full 5-watt capability. All models have six-channel capacity and weigh less than two pounds. Several models are

rated intrinsically safe.

Pocket pagers are available in VHF and UHF models. All are rated intrinsically safe. Repeaters, designed to extend business-radio signals over greater distances, are available in both VHF and UHF models.

A complete line of accessories, including antennas, power supplies, external loudspeakers, microphones, crystals, tone devices, batteries, and chargers support the two-way radio line. Free upon request.—**Standard Communications Corp.**, PO Box 92151, Los Angeles, CA 90009.

CIRCLE 113 ON FREE INFORMATION CARD

**RADIO-PRODUCTS CATALOG** is 40 pages, 2-color, 5½ × 8½ inches, and features a new 5-channel, 10-watt VHF FM transceiver; new COR and CWID modules for repeater builders, and new accessories, such as RF-tight enclosures for repeaters and power supplies. Also featured are the new T51 (VHF) and T451 (UHF) FM exciter

**High stability crystals for frequency or time. Use the best.**

- CB
- 2 meter
- Scanners
- Industry
- Marine VHF
- CB standard
- Amateur Bands
- General
- Communication
- Micro processor crystals

Send 10¢ for our latest catalog. Write or phone for more details.

Jan Crystals  
P.O. Box 0607  
Ft. Myers, Florida 33906  
all phones (813) 936-2397

easy to charge

**JAN CRYSTALS**

CIRCLE 23 ON FREE INFORMATION CARD

## SHEET METAL WORKERS

# TRIOK

### MULTI-PURPOSE

- SHEAR
  - PRESS BRAKE
  - SLIP ROLL
- ALL FUNCTIONS OPERATE SIMULTANEOUSLY



### THE COMPLETE R&D SHOP

- 24" wide • 257 lbs.
- 20 ga. capacity mild steel or
- .050/.060" ½ hard aluminum
- punches, special dies, stand available as accessories

### Special

Purchase before Dec. 31, 1981 and receive a FREE SHEAR-NOTCHER

## SHEAR-NOTCHER

### NO DISTORTION • NO BURRS

- continuous shearing
  - corner notching
  - tab notching
  - nibbling
- \$58<sup>50</sup>**  
plus \$4.00 shipping

Send for your FREE literature and SHEET METALWORKER BULLETIN

**PACIFIC ONE CORPORATION**  
410 W. Pacific Coast Hwy, Suite K107  
Newport Beach, CA 92663 (714) 645-5962

CIRCLE 53 ON FREE INFORMATION CARD

## Put Professional Knowledge and a COLLEGE DEGREE in your Electronics Career through

# HOME STUDY



## Earn Your DEGREE

No commuting to class. Study at your own pace, while continuing your present job. Learn from easy-to-understand lessons, with help from your home-study instructors whenever you need it.

In the Grantham electronics program, you first earn your A.S.E.T. degree, and then your B.S.E.T. These degrees are accredited by the Accrediting Commission of the National Home Study Council.

Our free bulletin gives full details of the home-study program, the degrees awarded, and the requirements for each degree. Write for *Bulletin R-81*.

**Grantham College of Engineering**  
2500 So. LaCienega Blvd.  
Los Angeles, California 90034



modules. Many new ranges of transmitting and receiving converters have been added, as well as a series of receiving converters to extend the frequency coverage of scanners to new military, satellite, and commercial bands. The catalog also includes the full line of Cushcraft and Larsen VHF/UHF antennas. Free upon request.—**Hamtronics, Inc.**, 65F Moul Rd., Hilton, NY 14468.

CIRCLE 114 ON FREE INFORMATION CARD

**THERMISTOR BULLETIN**, 5-pages, 8½ × 11 inches, is a "technical data" bulletin which provides information relating to the testing of thermistors and includes material such as: RT testing; resistance measurement; temperature control; unbalanced thermocouple voltage-error; self-heating errors; determining bridge-supply voltage; accuracy of measurement, and other associated topics. Free upon request.—**Fenwal Electronics**, 63 Fountain Street, PO Box 585, Framingham, MA 01701.

CIRCLE 115 ON FREE INFORMATION CARD

**DIGITAL INSTRUMENTATION CATALOG**, is a 2-color, 16-page reference brochure, 8½ × 11 inches, describing a broad range of digital instrumentation. Included are: 5½-digit and 4½-digit multimeters; 4½-digit portable/bench DMM's; 3½-digit hand-held portable DMM's; DC voltage/current standards; analog multiplexer; 488 interface; frequency counters; capacitance meter, and thermometer. A complete range of options and accessories is also included. Free upon request.—**Data**

**Precision Corporation**, Electronics Avenue, Danvers, MA 01923.

CIRCLE 116 ON FREE INFORMATION CARD

**THIS MONTH**, 32 pages, 8½ × 11 inches, is an illustrated catalog of electronics equipment. A recent issue features audio-visual materials, compressors, fans/blowers, lenses, CCTV, magnets and accessories, motors and accessories, power supplies, pumps and compressors, relays, solenoids, tools, TV/CCTV equipment, valves and gauges, video-tape, and innumerable other items. Free upon request.—**Herbach & Rademan, Inc.**, 401 East Erie Avenue, Philadelphia, PA 19134.

CIRCLE 117 ON FREE INFORMATION CARD

**TERMINAL BLOCK CATALOG**, 32 pages, 8½ × 11 inches, describes both lines of RDI back-barrier series and JB series open-barrier terminal blocks. Full and complete dimensional drawings, tabular matter, and engineering specifications are given.

All four rating/sizes RDI back-barrier series are described fully, including the miniature No. 3 series (5 amps) the No. 4 series (10 amps), the universal No. 6 series (20 amps, 300 volts), and the heavy-duty No. 8 series (25 amps). All are available with vertical and right-angle PC pin terminals; solder-turret, wire-wrap, quick-connect, and surface mount. Standard screws are the wire-clamp type designed to eliminate the need for crimp-on terminals, etc.

The open-barrier JB series is available in 20-amp, 300- and 600-volt models. PC pins, surface mount, and insulated and

non-insulated feed-through solder-turret, quick-connect, and wire-wrap terminal styles are featured. Standard screws are the binder-head type with wire-clamp style offered as an option.

All RDI terminal blocks feature break-resistant thermoplastic barriers, wire-ready screws (screws are in the raised position), and standoffs for full flux cleaning. Free upon request.—**RDI/Reed Devices Inc.**, 525 Randy Road, Carol Stream, IL 60187.

CIRCLE 118 ON FREE INFORMATION CARD

**COLOR-CODE CHART**, is single-sheet, 8½ × 11 inches, in full color, on stiff coated paper. Designed to aid specification of fixed composition and metal film resistors, the chart includes all standard MIL and EIA resistance and tolerance values, with ordering information. Free upon request.—**Stackpole Components Company**, PO Box 14466, Raleigh, NC 27620.

CIRCLE 119 ON FREE INFORMATION CARD

**ELECTRONICS CATALOG**, 142 pages, 5½ × 8½ inches, is fully illustrated and lists a wide variety of equipment, including test instruments, digital portable multimeters, tool kits, soldering stations, outlets and outlet strips, tubes, antennas, assorted components, TV accessories, kits, microphones, TV games, personal computers, auto accessories, and video connectors and cables. Free upon request.—**Fordham Radio**, 855 Conklin Street, Farmingdale, NY 11735.

R-E

CIRCLE 120 ON FREE INFORMATION CARD



## ORGAN AND PIANO KITS

The most advanced — most versatile electronic instruments in the industry are now within most everyone's reach . . . because you build them yourself the easy and very exclusive WERSI way. Best of all, you'll save up to two-thirds the cost of a commercially built instrument.

With WERSI's unique "Building Block" system, you actually select features you desire. Incorporate new features as they're developed. No need to trade organs again.

Send for free literature on this exciting concept today. (Please specify Piano or Organ) to:



Dept. M 21, P.O. Box 5318  
Lancaster, PA 17601

**ILP POWER**  
Compact 4" x 2" x 1"  
**HYBRID AMPLIFIER MODULES**

**HY60**  
**30**  
**watts**  
**\$29.95**

15 Hz — 50 KHz  
THD 0.015%  
S/N ratio 100 db

- \* State-of-the-art performance
- \* Built-in heatsinks
- \* 5 simple connections
- \* Encapsulated circuitry
- \* No external parts required
- \* Five-year warranty

Choose from five modules	
HY30 (15 watts RMS)	\$25.95
HY60 (30 watts RMS)	\$29.95
HY120 (60 watts RMS)	59.95
HY200 (120 watts RMS)	79.95
HY400 (240 watts RMS)	99.95
FP480 "Bridges" 2 HY400s for 480 watts RMS	20.00

### GLADSTONE Electronics

901 Fuhmann Blvd., Phone Orders  
Buffalo, New York, 14203. (716) 849-0735

Name \_\_\_\_\_  
Address \_\_\_\_\_  
City \_\_\_\_\_ Zip \_\_\_\_\_  
Please send \_\_\_\_\_ Amt. \_\_\_\_\_  
Check ( ) M/O ( ) Visa ( ) M/C ( )  
Number \_\_\_\_\_ Exp. \_\_\_\_\_

CIRCLE 67 ON FREE INFORMATION CARD

**apple computer**

Complete Microprocessors line, peripherals & Terminals

APPLE II PLUS 48K	\$1215.00	Disk 130K DOS 3.3 w/controller	\$575.00
LANG SYS W/PASCAL	395.00	SOROC IQ135	795.00
Green Monitor	174.00	TI-99/4	399.00
Leedex 100 Mon	139.00	Epson MX-80	call us
IDS 445G	call us	Color Monitor	call us
TI-745	1440.00	TI-810	\$1395.00
		80 Column Board	299.00

**Texas Instruments**

Invest. Anal	\$ 42.00	TI-59	\$175.00
Accessories	Call us	TI-55 II	39.95
TI-58C	80.00	Speak & Spell	49.95
PC100C	155.00	TI Programmer	47.95
TI BAII	39.00	MBA	49.95

**HEWLETT-PACKARD**

HP/125 Computer	call us	HP-41C Mem	
HP/37E	\$62.00	Module	26.00
HP-33C	75.00	HP-41CV	call us
HP-34C	119.00	HP-67	295.00
HP-38C	114.99	HP-97	570.00
HP-41C Prog	189.00	Quad Ram	call us
HP-41C Printer	289.00	Application Pac	call us
HP-41C CRD RDR	169.00		

HP-83, HP-85 and accessory call us for prices

**SCM TYPEWRITER SPECIALS**

SCM 2200	\$279.00	INTREPID	\$274.00
SCM 2500	289.00	CLASSIC 12	159.00

All units shipped in original cartons with accessories according to manufacturer's specification. Send money orders, personal check 2 weeks to clear. In Illinois add 6% sales tax. Add \$6.95 minimum shipping & handling charges per unit. We ship UPS. Subject to availability. Written warranty for specific products can be obtained free upon request. Above prices are for mail order and prepaid only. Prices and specifications subject to change without notice. Send mail orders.

**Nabik's, Inc.**  
519 DAVIS EVANSTON, ILL 60201 TEL 312-869-6144



# NEW BOOKS

For more details use free information card inside back cover.

**THE HOME VIDEO HANDBOOK, Second Edition, by Charles Bensinger. Video-Info Publications, PO box 1507, Santa Barbara, CA 93102. 304pp.; 5½ × 8½ inches; softcover. \$8.95.**

This is much more than a second printing of the popular first edition; there are 100 additional pages and 80 new photographs and graphics. The aim of this second edition, however, remains the same as that of the first: It is designed to unscramble the confusing data and claims surrounding home-video equipment and to provide clear and visual explanations of technical jargon and popular video systems.

There is a detailed treatment of popular home color cameras, videocassette recorders, videodisc systems, large-screen TV projectors, home-satellite TV receivers, and ½-inch industrial-video systems.

The reader is instructed not only in how to purchase the best equipment for his or her own needs, and how to obtain the most satisfactory results from it, but also

how one's video equipment can be used to pay for itself, create new opportunities for personal employment, or perform community educational and information services.

Photographs, drawings, and cartoons illustrate the easy-to-read text; there is a list of home-program sources, educational sources, and popular video books, as well as an 11-page glossary of technical terms and a list of manufacturers' addresses.

**CIRCLE 121 ON FREE INFORMATION CARD**

**HOW TO REPAIR CB RADIOS, by Lawrence E. Schultz. Gregg/McGraw-Hill, 1221 Avenue of the Americas, New York, NY 10020. 184pp.; 5½ × 8 inches; softcover. \$9.95.**

This book is written from a service technician's point of view and uses a hands-on approach. Theory is dealt with only when the material is peculiar to CB radios and the reader needs it as a support to trouble-shooting techniques.

None of the techniques and hints in the book are theoretical, however: They have all been tested and proved effective on the service bench.

The introduction describes the many types of CB radios and their accessories. Then we get into basic troubleshooting techniques. Chapters 3 to 8 cover "Developing Signal Frequencies," "The Receiver," "The Transmitter," "Power Supplies," "Antennas and Transmission Lines," and "Single-Sideband Circuitry." The book is fully illustrated with photographs, diagrams, tables, and charts.

**CIRCLE 122 ON FREE INFORMATION CARD**

**MICROCOMPUTERS FOR EXTERNAL CONTROL DEVICES, by James A. Gup-ton, Jr. dillithium Press, P.O. Box 606, Beaverton, OR 97075. 279pp., including appendices and index; 5½ × 8½ inches; softcover. \$13.95**

This book deals with the ways in which a microcomputer can be used to control devices in one's home, one's business, or

## CREATE ANY RHYTHM new improved memory



Our Popular Programmable Drum Set's simple programming system allows even first time users to structure bass, tom, snare, wood-block and clave sounds into any rhythm in any time signature. Versatile memory organization provides simultaneous storage of two separate rhythm patterns each with its own bridge rhythm. Bridges are activated from either the control panel touch plate or optional foot switch and are automatically synchronized to the main rhythm. Improved memory circuitry lets the "save" mode hold rhythm patterns for over one year while battery life for normal operation has been extended to several hundred hours. In easy to assemble kit.

- ( ) Send #3750 Drum Set Kit, \$99.95 plus \$3 shipping enclosed.
- ( ) Send Free Catalog.

Name: \_\_\_\_\_  
 Address: \_\_\_\_\_  
 City: \_\_\_\_\_ State: \_\_\_\_\_ Zip: \_\_\_\_\_  
 VISA: \_\_\_\_\_ MC: \_\_\_\_\_ Card No. \_\_\_\_\_

**RADIO-ELECTRONICS, DEPT. 11R, 1020 W WILSHIRE, OKLA CITY, OK 73116**

**CIRCLE 80 ON FREE INFORMATION CARD**

## SWLs! Now copy RTTY, ASCII and Morse!



Why just copy voice transmissions when you can easily decode radioteletype, ASCII computer language and Morse code with a Kantronics **Mini-Reader™**?

Easy, one-wire connection to any receiver is all it takes to open up many new frequencies to you and get you copying all sorts of coded transmissions, including ham conversations, financial and news reports, and weather information.

The **Mini-Reader** operates on 12 VDC and copies Morse from 3 to 80 WPM, radioteletype at 60, 67, 75 and 100 WPM Baudot, and ASCII at 110 and 300 (if sent as it is typed) WPM Baud. Price: **\$314.95**, plus \$2.00 shipping.

Write for more information.

**Kantronics**

1202 E. 23rd Street (913) 842-7745  
 Lawrence, Kansas 66044

**CIRCLE 79 ON FREE INFORMATION CARD**

## Saving gas in 1968- Our original customers saved \$ then and are saving \$\$\$\$ today



### Tiger 581

Redesigned CD ignition fits on late model cars with factory electronic ignitions or older cars with points. American or foreign.

- \* 50,000 miles between tune-ups
- \* Up to 15% savings on gas
- \* Faster starts \* Easy to install

Kit **\$49.95** Assembled **\$79.95**

## PREVENT AUTO THEFT

This new undetectable system automatically arms itself, is keyless, and shuts down the electrical system 25 seconds after intruder starts car.

**PAT. \$49.95**

Some dealer and distributor territories are available.

For information call collect **1-303-243-5200**  
 Mastercard & Visa accepted or send check to

**Tri-Star Corporation**

Dept. R, 730 Independent Ave.  
 Grand Junction, CO 81501

**CIRCLE 81 ON FREE INFORMATION CARD**



elsewhere. Many manual functions that are frequently subject to human error can be accomplished faster, with greater accuracy, greater repeatability, and lower cost through a computer.

After an introduction to data acquisition and conversion, and a discussion of the principles involved, the reader is introduced to remote control, microprocessors, and one-IC microcomputers, then shown how the microcomputer is used as a programmable controller.

The reader will learn about computer systems for automating his or her home, microcomputer-controlled robots, and the use of robots in emergency situations, among other operations and processes. There are many photographs and diagrams, glossaries, and review questions at the end of each chapter.

CIRCLE 123 ON FREE INFORMATION CARD

**30 PROJECTS TO IMPROVE YOUR STEREO SYSTEM**, by David B. Weems. Tab Books, Inc., Blue Ridge Summit, PA 17214. 240pp., including appendices and index; 5 x 8 1/4 inches; softcover. \$7.95.

While almost any system can be improved, there are two areas where small changes can pay big dividends in better sound: at the antenna and at the speaker. That is why there are more antenna and speaker-related projects in this book than any other kinds. Some improvements, while real enough, are very expensive. The projects outlined here have all been chosen with one eye upon performance and one eye upon cost.

The 10 chapters deal with FM antennas,

antenna projects, an amplifier project, crossover networks, crossover-network projects, speaker-enclosure projects, speaker-improvement projects, more speaker-improvement projects, high-frequency improvement projects, and stereo-equipment cabinets. Each chapter is fully illustrated with photos, clear line illustrations, or both.

CIRCLE 124 ON FREE INFORMATION CARD

**A CONSUMER'S GUIDE TO PERSONAL COMPUTING AND MICROCOMPUTERS**, second edition, by Stephen Freiburger and Paul Chew, Jr. Hayden Book Company, 50 Essex St., Rochelle Park, NJ 07662. 198pp.; 7 x 9 1/4 inches; softcover. \$8.95.

The authors of this book assume that the reader has had no previous experience with, or knowledge of, either computers or microcomputers. Thus, the first section, chapters 1 through 5, introduces the reader to fundamental principles and definitions, with photos and charts.

Chapters 6 through 10 constitute a product guide, reviewing over 100 microcomputer products from over 60 manufacturers. They include a selection-and-sources section to assist the reader in reviewing, selecting and purchasing microcomputer products; summary charts of major microcomputer products, offering a quick rundown of specifications for a given product, and comment sections covering the advantages and disadvantages for each microcomputer product, as well as best-buy tips.

CIRCLE 125 ON FREE INFORMATION CARD

## NEW IMPROVE SHORTWAVE RECEPTION FOR ONLY \$23.95!

E.O.C. ANTENNA & BOOSTER

- Eliminates Costly Antenna Installation
- No Extra Tuning
- Low Power Consumption
- No Grounding Required
- High Efficiency

ONE YEAR GUARANTEE

ONLY \$23.95

Postage Paid Two Week Delivery



Electronic Overseas Corp., Inc.  
214 E. Franklin Avenue, Midland Park, N.J. 07432


name \_\_\_\_\_  
address \_\_\_\_\_  
city \_\_\_\_\_ state \_\_\_\_\_ zip \_\_\_\_\_

NJ residents add 5% sales tax.

CIRCLE 37 ON FREE INFORMATION CARD

**BK PRECISION**

# Microcomputer-Controlled Autoranging DMM Model 2845



- Computer stabilized accuracy to 0.1%
- Auto-perfection  
Selects range for maximum resolution
- Audible continuity indicator  
Built-in audible tone generator
- G-MOV overload protection  
Provides AC and DC voltage range protection to 1000 VDC or AC peak
- Shielded in RF fields  
Accuracy maintained in RF fields

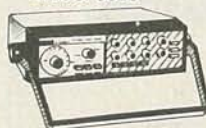
- Long life, high reliability  
Four hermetically sealed reed relays perform range switching with virtually no contact wear.
- Microcomputer intelligence  
Designed around 4-bit microcomputer. Analyzes stored data and range that provides greatest display resolution. Program memory capacity 1024 x 8 bits of ROM supported by 48 x 4 bits of data memory RAM

... in stock and available for immediate delivery.

Dual Trace 5" 30 MHz Triggered Scope Model 1479A



Sweep/Function Generator Model 3020



Semiconductor Transistor Tester Model 520B



Portable Digital Capacitance Meter Model 820



Buy any of these instruments and get a FREE Bonus Gift!

Call for our prices TOLL FREE (800) 645-9518  
in N.Y. State call (516) 752-0050

**FORDHAM**

855 Conklin St. Farmingdale, N.Y. 11735



- Master Charge
- BankAmericard
- VISA
- COD
- Money Order
- Check
- COD's extra



$$x^3 + 7x - 4 = 0?$$

It looks HARD with that  $x^3$  term, but it's EASY to get  $x = .547928287$ .

Use your calculator right now to learn my **METHOD OF INFINITE-LIMITS**

Set  $x^3 + 7x - 4 = (x^2 + 7)x$  and then  $x = 4/(x^2 + 7)$ . Now make a first guess of  $x = 1/2$  and use it on the right-hand side to calculate  $4/(.5^2 + 7) = .55...$  Let  $.55$  be your second guess and get  $4/(.55^2 + 7) = .5477...$  for your third guess. Repeat this process for greater and greater accuracy.

**• QUICK • EASY • GUARANTEED • FUN, TOO!**

**INTRIGUED BY CALCULATORS?** Then you can step up your math skills fast! Use my new method in guidebook form. It's called **CALCULATOR CALCULUS** and comes with this guarantee: *If after 10 days you're not astounded at the problems you're solving on your own calculator, return the guidebook for an immediate refund.*

But the point is - you won't want to send it back. For this is the *easiest, fastest shortcut* ever! The day you receive your copy in the mail you'll want to put it to work. It's that exciting and helpful.

My name is Dr. George McCarty. I teach math at the University of California. I wrote this guidebook to cut through the confusion. It does just that - with worked-out examples, simple exercises and practical problems - all designed to work with precision and magic on your calculator!

**POWER METHODS.** Need to evaluate functions, areas, volumes - solve equations - use curves, trig, polar coordinates - find limits for sequences and series? It's all here!

If you're in the biological, social or physical sciences, you'll be doing Bessel functions, carbon dating, Gompertz growth curves, half-life, future value, marginal costs, motion, cooling, probability, pressure - and plenty more (even differential equations).

Important numerical techniques? Those algorithms are here, too: rational and Padé approximation, bracketing, continued fractions, Euler's method, Heun's method, iteration functions, Newton's method, predictor-corrector, successive substitutions, Simpson's method and synthetic division.

**LOOK AT WHAT USERS SAY:** Samuel C. McCluney, Jr., of Philadelphia writes:

*"CALCULATOR CALCULUS IS GREAT! For ten years I have been trying to get the theory of calculus through my head, using home-study courses. It was not until I had your book that it became clear what the calculus was all about. Now I can go through the other books and see what they are trying to do. With your book and a calculator the whole idea becomes clear in a moment, and is a MOST REFRESHING EXPERIENCE. I program some of the iterative problems you suggest and it always GIVES ME A THRILL to see it start out with a wild guess and then approach the limit and stop."*

Professor John A. Ball of Harvard College (author of the book *Algorithms for RPN Calculators*) writes: *"I wish I had had a calculus course."*

Professor H. I. Freedman of the U. of Alberta, writing in *Soc. Ind. Appl. Math Review*, states:

*"There can be no question as to the usefulness of this book...lots of exercises...very clearly written and makes for easy reading."*

C.B. of Santa Barbara says: *"Your book has given me much instruction and pleasure. I do not hesitate to recommend it. 'CALCULATOR CALCULUS' is a book that inspires the reader to understand everything down to the last detail. You seem to have put your heart into the teaching."*

**I WANT YOU TO TRY THIS.** Get my complete kit, with a TI-35 calculator, a 200 p. Student Math Book, AND the guidebook, ALL for \$44.95 (for shipping to USA add \$2, or \$5 by AIR; Foreign \$5, or \$10 AIR), in Calif. add \$2.70 tax.

If you already have a scientific calculator, you can invest in *'CALCULATOR CALCULUS'* for only U.S. \$19.95 (to USA or foreign: add \$1 for shipping, or \$4 by AIR; in Calif. add \$1.20 tax).

As pennywise Ben Franklin said, *"An investment in knowledge pays the best dividends."* GET STARTED NOW - Tax deductible for professionals.

**NO RISK WHATEVER!** Send for it today. Be sure to give me your complete mailing address with your check or money order. If you want to charge it (Visa or MC), tell me your card no. and exp. date. Prompt shipment guaranteed.

Thank you! *George McCarty*

EduCALC Publications, Dept. DO  
Box 974, Laguna Beach, California 92652  
In Calif. (also AK and HI), call 714-497-3600;  
elsewhere TOLL FREE 24-hour Credit Card orders:  
800-854-0561, Ext. 845; Dept. DO

**34 MORE TESTED, READY-TO-RUN GAME PROGRAMS IN BASIC**, by Delton T. Horn. Tab Books, Inc., Blue Ridge Summit, PA 17214. 224pp., including appendices and index; 5 1/2 x 8 3/4 inches; \$7.95.

Computers are mainly for serious business, but they can be fun, too—and that is what this book is about. It presents a collection of games, gags, brain-teasers, and non-games, and even sneaks in some programs that educate while they entertain the user.

For a single player there are not only such familiar games as "Craps," "High/Low," "Go Fish," and "Tic Tac Toe", but also new ones with such fascinating titles as "Hangman," "There's Gold in Them There Skyscrapers," and "What Comes Next?"

Two-player games include "To and Fro," "Passing Points," and "Money Mad."

An entire chapter is devoted to the challenging and complex game called "Frustration." After the main game program, there is "Two Man Frustration," "Frustration vs. the Computer," and "The Computer vs. Itself."

Non-games, such as "Surprise Poem," and "Favorite Song," are dealt with in chapter 4, and the book closes (chapter 5) with entertaining helpful programs: "Binary/Decimal," "Day of the Week," "Ohm's Law," and "Fahrenheit/Celsius." The appendix presents notes on programming in BASIC.

CIRCLE 126 ON FREE INFORMATION CARD

**PASCAL PROGRAMS For Scientists and Engineers**, by Alan R. Miller. SYBEX, 2344 Sixth Street, Berkeley CA 94710. 374 pp., including appendices, bibliography, and index; 7 x 9 inches; softcover. \$16.95.

This book has the twofold purpose of helping the reader to develop proficiency in using Pascal, and in building a library of programs that can be used to solve problems frequently encountered in science and engineering. The programs presented will prove valuable to practicing scientists and engineers but are also suitable for a junior- or senior-level course in numerical methods.

The reader must have a working knowledge of an applications language such as Pascal, FORTRAN, or BASIC. Experience with vector operations and with differential and integral calculus would be helpful.

There are 11 chapters, starting with "Evaluation of a Pascal Compiler." That is followed by "Mean and Standard Deviation," "Vector and Matrix Operations," "Simultaneous Solution of Linear Equations," "Development of a Curve-Fitting Program," "Sorting," "General Least-Squares Curve Fitting," "Solution of Equations by Newton's Method," "Numerical Integration," "Nonlinear Curve-Fitting Equations, and a final chapter on "Advanced Applications." The appendices cover reserved words and functions and a summary of Pascal. The book is cleanly printed and clearly laid out.

R-E  
CIRCLE 127 ON FREE INFORMATION CARD

For  
faster  
service

USE  
ZIP  
CODE

on  
all  
mail

## GET TO KNOW COMPUTERS

Introduce yourself to the world of computers. Speak their language, feel their sensors and get to know them inside and out. FutureTec 180® is a complete Z-80 base computer developed by electronic educators and is all you need to get started in the fast-growing world of computers. This is a hands-on, user oriented computer now offered at the special introductory price of \$225. Satisfaction guaranteed or return within ten days for full refund.

FutureTec 180 can open doors for you into a world of scientific data that is as far reaching as space itself. How do computers think? What is a memory device? What is address decoding for peripheral devices? Answers to these questions and many more are covered in our easy step-by-step home instruction manual.

Our FutureTec 180 computer includes a spacious mahogany case with built-in power supply and reserve capabilities for external application. Powerful Concept® software monitor system which allows machine language programming with BASIC ease and full on-board display section with tone indicator for audio-visual reinforcement makes learning easier. Automatic scrolling is included plus telephone-type keyboard for ease of operation. Execution of your program can be stopped any time, memory address or registers can be changed and your program can be continued with single key stroke. In fact 32 keyboard functions like data search, computing and tracing jump relatives and hardware testing facilities makes a truly user friendly operating system.

Experience a 180° turn in your career - send today for your FutureTec 180 computer. *Assembled and Tested*

**FUTURETEC180**

Box 5784, Cleveland Ohio 44101 216-961-4041



**\$225**



# Radio-Electronics

# mini-ADS

## CALL AND RESERVE YOUR SPACE

- \$550 for a 6X frequency insertion.
- Reaches 211,387 readers.
- Fast reader service cycle.
- Short lead time for the placement of ads.
- We typeset and layout the ad at no additional charge.

Call 212-777-6400 to reserve space. Ask for Arline Fishman. Limited number of pages available. Mail materials to: mini-ADS, RADIO-ELECTRONICS, 200 Park Ave. South, New York, NY 10003.



**ANALOG-DIGITAL TEST INSTRUMENT, Huntron Tracker Compar-A-Trace, features single or timed dual channel modes for comparison testing of devices in or out of circuit. Visual CRT indicates condition of devices under test with no power applied. Simple to operate...cuts service costs. Comprehensive 40 page manual. Immediate availability at \$965. Huntron Instruments, 15123 Hwy 99 North, Lynnwood, WA 98036.**

CIRCLE 25 on FREE INFORMATION CARD



**KLM's SKY EYE I SATELLITE RECEIVER NOW IN A KIT!** The popular Sky Eye I delivers superb video and sound from single conversion/image rejection circuitry, features fully agile tuning, DC blocking, regulated LNA power supply. Kit is modularized with factory-assembled and aligned microwave section. Kit price is \$695 including discount certificates good for other KLM system components.

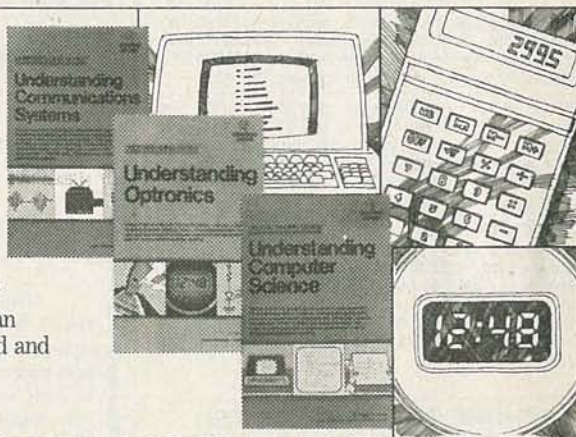
**KLM Electronics, Inc., P.O. Box 816, Morgan Hill, CA 95037 (408) 779-7363. Order toll free: 800-538-2140.**

CIRCLE 74 on FREE INFORMATION CARD

## Keep up with electronics. And what electronics is up to.

Electronics is affecting the way we live and learn and work—from typewriters to TV to toys—cars to calculators to computers. It's a subject you should be familiar with.

The TI Basic Electricity Series and the TI Understanding Series™ books can help. These books, written for non-technical readers, offer an understanding of basic functions and concepts. Each book is illustrated and clearly written in a self-paced format with review questions to make learning easy.



### Up-to-the Minute Books By The Texas Instruments Learning Center

- NEW** LCB5471 **Understanding Computer Science**  
Covers architecture, hardware and programming to help you understand the computer, with emphasis on the software necessary to use computers. 280 pages \$6.95
- NEW** LCB5472 **Understanding Optonics**  
A study of light and its use coupled with electronics. Study sources of light, detectors, couplers, displays, and lasers. Learn how they're used in circuits and systems. Material is presented in an easy to understand format. 272 pages \$6.95
- NEW** LCB4521 **Understanding Communications Systems**  
Covers electronic systems in the current era of transferring information. 288 pages \$4.95
- LCB3311 **Understanding Digital Electronics**  
The basics on the foundation of today's logic devices, circuits and systems. 265 pages \$4.95
- LCB4023 **Understanding Microprocessors**  
Understand what they do and what they can do. A must for everyone involved with electronics. 288 pages \$4.95
- NEW** LCB3361 **Understanding Solid State Electronics, 3rd Edition.**  
An individualized approach to electricity, semiconductors and microelectronics. Up to date. 270 pages \$4.95
- LCB3321 **Understanding Calculator Math**  
Basic information, formulas, facts and the mathematical tools you need to unlock the power of your hand-held calculator. 224 pages \$4.95
- LCW8161 **Basic Electricity and DC Circuits, 2nd Edition.**  
Basic terms, principles, concepts and math for beginning electricity students. 924 pages \$19.95
- NEW** LCB5922 **Basic Electricity and DC Circuits Audio Course**  
Seven hours of tape. Used with text (LCW8161) it couples sight and sound for easier understanding. 6 tapes \$34.95
- NEW** LCW8168 **Basic AC Circuits**  
The theory and basic principles of alternating current, as well as how to apply it to modern circuits. 560 pages \$19.95

Send orders to: Texas Instruments, P.O. Box 3640, M/S 84, Dallas, Texas 75285

Enclose check or money order with sales tax (except in AK, DE, NH, OR). Foreign orders must be in U.S. dollars including shipping charges.



Name \_\_\_\_\_  
Address \_\_\_\_\_  
City \_\_\_\_\_ State \_\_\_\_\_ Zip \_\_\_\_\_

**TEXAS INSTRUMENTS**  
INCORPORATED

Prices subject to change without notice.  
©1981 Texas Instruments Incorporated

RE11  
80113



# MARKET CENTER

**CLASSIFIED COMMERCIAL RATE** (for firms or individuals offering commercial products or services). **\$1.65 per word prepaid (no charge for zip code)** . . . **MINIMUM 15 WORDS**. 5% discount for 6 issues, 10% for 12 issues within one year, if prepaid.

**NON-COMMERCIAL RATE** (for individuals who want to buy or sell a personal item) **\$1.00 per word prepaid** . . . no minimum.

**ONLY FIRST WORD AND NAME** set in bold caps. Additional bold face (not available as all caps) at 10¢ per word. All copy subject to publisher's approval. **ADVERTISEMENTS USING P.O. BOX ADDRESS WILL NOT BE ACCEPTED UNTIL ADVERTISER SUPPLIES PUBLISHER WITH PERMANENT ADDRESS AND PHONE NUMBER.** Copy to be in our hands on the 26th of the third month preceding the date of the issue (i.e., August issue closes May 26). When normal closing date falls on Saturday, Sunday, or a holiday, issue closes on preceding working day.

## WANTED

**INTERESTED** parties regarding construction of interstellar craft for future survival and space exploration; write **KRONUS**; P.O. Box 232-A, Glencoe, CA 95232

**AUDIO**—Visual Club International. Exchange video or audio cassettes of your collection or have conversation with members of similar interests. For men & women of all ages. Dues \$16/yr. For more info write: **AVCI**, Dept. O, 16 Sycamore St., Chelmsford, MA 01824

**ADDRESSERS**—mailers—homeworkers needed! 50 firms listed, rush 50 cents, addressed envelope. **BONNIE NIEUWENDAAL**, P.O. Box 23432, Tampa, FL 33623

## BUSINESS OPPORTUNITIES

**WINNERS!** Build on your technical skills to create a successful computer business. Free report tells how. **SEABIRD PRESS**, Box 461T, Lexington, MA 02173

**MECHANICALLY** inclined individuals desiring ownership of Small Electronics Manufacturing Business—without investment. Write: **BUSINESS-ES**, 92-R, Brighton 11th, Brooklyn, NY 11235

**\$700** per month earnings possible filling out income tax forms at home or tax office during tax season. We show you how. Simple, quickly learned. Details mailed free. No salesmen. Hurry. Big demand. **FEDERATED TAX**, 2015 Montrose, Chicago, IL 60618

**PROJECTION TV** . . . Make \$200.00+ per evening assembling projectors . . . Easy . . . Results equal to \$2,500 projectors . . . Your total cost less than \$15.00 . . . **Plans, lens & dealer's information free** . . . **MACROCOMGTX**, Washington Crossing, PA 18977. Credit card orders 24 hours. (215) 736-2880.

## PHONE TOLL CALL METER

**SLASH** telephone bills. "Gas pump" display shows dollars increasing every minute. Built-in calculator. \$59, kit \$49. Free information. **BUZBY METER**, 28D, George, Danbury, CT 06810

## COMPUTERS

**FREE** book catalog, getting started in computers; household, classroom, business, games programs. **ARCsoft**, Box 132D, Woodsboro, MD 21798

**SPEAKER** crossover network response and phase program for TI 58 and 59 computers. Send \$5.00 **COLEMAN**, 316 Elm Street, Vestal, NY 13850

**OCTATRACE**—Converts any oscilloscope to display 8 channels. PC bd. & case \$21.00. **AB COMPUTER PRODUCTS**, P.O. Box 571, Jackson, NJ 08527

## CB RADIO

**GET more CB channels and range!** Frequency expanders, boosters, speech processors, how-to books, plans. Catalog \$2. **CB CITY**, Box 31500RE, Phoenix, AZ 85046

## SATELLITE TELEVISION

**SATELLITE super-mixer; DBM-4150A.** Clean up your TRVO receiver! Near-theoretical performance; flat response, DC-1500IF, SMA connectors; \$69.50—CK/MO/COD. **RIGEL SYSTEMS**, 2974R Scott Blvd., Santa Clara, CA 95050 (408) 727-4231


**SATELLITE TVRO kit:** contains entire system including LNA and 11 ft. fiberglass dish. 20% down, financing available nationwide. Complete kit for under \$2,400.00. Easily assembled. For complete brochure and information package send \$2.00 for postage and handling to: **NATIONAL TELECOMMUNICATION SYSTEMS**, Dept. RT, 1048 Mt. Gallant Rd., Rock Hill, SC 29730

**SATELLITE** television...Howard/Coleman boards to build your own receiver. For more information write: **ROBERT COLEMAN**, Rt. 3, Box 58-ARE, Travelers Rest, SC 29690

**SATELLITE TV** antenna, 10 ft. fiberglass, complete, polar mount, \$1950.00, electronics at cost also. **TRI-STAR COMMUNICATIONS**, Box 843, Erie, MI 48133 (419) 726-1095

## Satellite TV

Now!



Receive 200 Channels Anywhere!

That's what the ads say. Is it true? Well, yes and no. You can receive 75 to 200 channels, but not just anywhere. Those ads are written to sell expensive equipment, which you might not even be able to use. Only a complex computer analysis of your location can tell for sure.

We offer an independent computer analysis of your location, anywhere in the world, covering more than 100 different satellites! Our computer will tell you which satellites you can receive, where to point your antenna, and how strong the signals are likely to be. Know for sure BEFORE you spend your money on equipment.

The cost? Only \$19.95 postpaid. [Air Mail \$2.00 extra]. We can save you hundreds - even thousands - of dollars. Send check, money order, or charge in on VISA or Master Card.

## Satellite Computer Service

Dept. RE, 1808 Pomona Drive  
Las Cruces, NM 88001 U.S.A.

## Satellite TV

FOR THE HOME

Sick of Network TV?

Our receiver lets you get over 75 channels of television directly from earth-orbiting cable TV satellites! HBO, Showtime, super stations, sports and movies worldwide.



We don't just sell information! We Manufacture Hardware!

From offshore oil rigs, data links to hotels and backyard installations, we wrote the book. Constantly updated, our 94 Page technical information book and catalog gives you all the facts. Inexpensive dishes, feeds, telemetry software, kits and more. Recommended reading by NASA, The Office of Consumer Affairs and quality companies like Rockwell/Collins. Send \$7.95 today!

CALL  
24-hrs. C.O.D. Hotline  
(305) 339-7600

SPACECOAST  
RESEARCH CORPORATION

P.O. Box 442-E, Altamonte Spgs, FL 32701

## Enjoy Satellite TV Now



Better than Cable TV—Over 200 TV and radio services. Why waste money? Learn the whole story and build a video system the family can enjoy. No commercials, FREE movies, sports and Vegas shows—worldwide, crystal clear reception connects to any TV set. Big (8 x 11 in.) book loaded with details, photos, plans, kits—TELLS EVERYTHING! Satisfaction Guaranteed.

Send \$7.95 TODAY! Add \$2.00 for 1st class (air mail) or call our 24 hour C.O.D. rush order line (305) 862-5068.

GLOBAL ELECTRONICS,  
P.O. Box 219-E, Maitland, Florida 32751

## SATELLITE TELEVISION EARTH STATION KIT LOW COST COMPLETE SYSTEM

Kit includes all electronic and mechanical parts needed to assemble a complete operating Earth Station. You provide the labor and hand tools.

Included in the kit are a 12-foot fully steerable parabolic dish, low noise amplifier, antenna, rotator, receiver, modulator, necessary cables/connectors and complete assembly/operating instructions. EVERYTHING — down to the last nut, bolt and screw is provided.

Illustrated Brochure with  
Complete Details — \$2.00

MICROTEENNA ASSOCIATES  
2335 South, 2300 West  
Salt Lake City, Utah 84119



CIRCLE 62 ON FREE INFORMATION CARD



# 1981 IC MASTER

- Bigger and Better 150 Manufacturers
- 3200 Pages of Technical Information
- Eight Master Selection Guides
- 50,000 IC Devices Listed (15,000 Changes from the 1980 Edition).
- New Development System and Custom IC Selection



"If you work with electronics, you can't do without it."

REGULAR PRICE \$82.50  
**"VERY SPECIAL" \$69.95**



## Dual in Line Low Profile IC Sockets

Contacts	Price	Contacts	Price	Contacts	Price
8 Pins	.08	18 Pins	.18	24 Pins	.24
14 Pins	.14	20 Pins	.20	28 Pins	.28
16 Pins	.16	22 Pins	.22	40 Pins	.40



## TTL — STANDARD, SCHOTTKY AND LOW POWER SCHOTTKY

7400N	23	74164N	64	74S194N	1.68	74LS161N	.84
7401N	25	74165N	64	74S195N	1.79	74LS162N	1.10
7402N	24	74166N	68	74S201N	5.99	74LS163N	.58
7403N	24	74170N	1.96	74S225N	5.99	74LS164N	.58
7404N	26	74172N	4.95	74S240N	2.95	74LS165N	.89
7405N	26	74173N	79	74S241N	2.95	74LS166N	1.64
7406N	36	74174N	66	74S244N	3.49	74LS170N	1.59
7407N	36	74175A	58	74S251N	1.49	74LS173N	.58
7408N	26	74176N	1.77	74S252N	2.29	74LS174N	.44
7409N	28	74178N	1.17	74S257N	1.42	74LS175N	.44
7410N	25	74179N	1.35	74S258N	1.09	74LS181N	1.99
7412N	47	74180N	7.75	74S260N	1.89	74LS189N	4.45
7413N	32	74182N	5.2	74S274N	1.99	74LS190N	.72
7414N	42	74184N	2.39	74S281N	16.77	74LS191N	.72
7416N	36	74185N	2.36	74S282N	2.29	74LS192N	.64
7417N	36	74190N	68	74S283N	3.39	74LS193N	.64
7420N	29	74191N	.68	74S299N	6.54	74LS194N	.64
7422N	37	74192N	.68	74S373N	2.98	74LS196N	.86
7423N	32	74193N	72	74S374N	2.98	74LS197N	.58
7425N	32	74194N	.72	74S381N	5.95	74LS221N	.89
7426N	39	74195N	5.5	74S412N	2.98	74LS240N	.89
7427N	32	74196N	79	74S471N	6.45	74LS241N	.89
7428N	48	74197N	.72	74S472N	8.45	74LS242N	1.10
7430N	22	74198N	1.50	74S474N	9.65	74LS243N	1.10
7432N	42	74199N	1.55	74S476N	5.95	74LS243N	1.50N
7433N	42	74211N	.88	74S478N	5.95	74LS245N	1.65
7437N	38	74246N	1.44	74LS00N	19	74LS247N	.84
7438N	38	74247N	1.29	74LS01N	.22	74LS248N	1.09
7440N	25	74251N	.79	74LS02N	.22	74LS249N	1.10
7442N	44	74256N	1.89	74LS03N	.22	74LS251N	.54
7445N	55	74273N	2.39	74LS04N	.22	74LS252N	.54
7446N	84	74278N	1.19	74LS05N	.22	74LS257N	.89
7447AN	65	74278N	2.38	74LS06N	.22	74LS258N	.56
7450N	25	74279N	5.9	74LS08N	.28	74LS259N	1.29
7451N	29	74283N	1.10	74LS10N	.22	74LS260N	1.25
7453N	29	74293N	.89	74LS11N	.28	74LS266N	.36
7454N	29	74298N	.84	74LS12N	.24	74LS273N	1.19
7472N	36	74351N	2.20	74LS13N	.29	74LS275N	4.69
7473N	38	74365AN	.69	74LS14N	.39	74LS279N	.48
7474N	36	74366AN	.69	74LS20N	.22	74LS280N	1.96
7475N	42	74367AN	.58	74LS21N	.28	74LS283N	.78
7476N	42	74368AN	.58	74LS26N	.39	74LS290N	.72
7483AN	48	74373AN	1.59	74LS27N	.29	74LS293N	.44
7484AN	1.36	74393N	1.29	74LS30N	.18	74LS298N	.88
7485N	.66			74LS32N	.29	74LS299N	2.50
7486N	.39	74S00N	.44	74LS37N	.29	74LS320N	2.75
7490AN	42	74S02N	.48	74LS38N	.29	74LS321N	3.95
7491AN	44	74S03N	.72	74LS42N	.44	74LS322N	4.95
7492AN	44	74S04N	.69	74LS47N	.69	74LS323N	5.44
7493AN	38	74S05N	.69	74LS48N	.99	74LS324N	3.25
7494AN	68	74S08N	.48	74LS51N	.24	74LS348N	2.65
7495AN	54	74S09N	.86	74LS54N	.24	74LS352N	1.45
7496N	59	74S10N	.48	74LS55AN	.24	74LS353N	1.65
7497N	1.89	74S11N	.59	74LS57N	.32	74LS362N	9.85
74100N	1.55	74S15N	.69	74LS74AN	.32	74LS365N	.52
74104AN	64	74S20N	.48	74LS75N	.36	74LS366N	.52
74107AN	44	74S30N	.49	74LS76N	.42	74LS367N	.52
74109N	44	74S32N	.89	74LS78N	.32	74LS368N	.52
74110N	52	74S37N	.99	74LS83N	.69	74LS373N	1.25
74111N	.72	74S38N	1.17	74LS85N	.84	74LS374N	1.05
74112N	1.38	74S41N	.44	74LS86N	.58	74LS375N	1.19
74120N	1.38	74S45N	.69	74LS90N	.39	74LS377N	1.25
74121N	48	74S47AN	.66	74LS91N	.89	74LS378N	.99
74122N	54	74S58N	2.19	74LS92N	.48	74LS379N	1.09
74123N	48	74S68N	.78	74LS93N	.39	74LS390N	.98
74125N	52	74S112N	.78	74LS96N	.48	74LS393N	.96
74126AN	48	74S114N	1.96	74LS99N	1.19	74LS395N	1.19
74128N	64	74S124N	2.69	74LS107N	.42	74LS374N	.37
74132N	45	74S132N	1.24	74LS109N	.36	74LS490N	1.89
74136N	52	74S133N	1.98	74LS112N	.36	74LS630N	85.00
74141N	.84	74S134N	.72	74LS122N	.48	74LS669N	1.84
74142N	3.27	74S135N	1.56	74LS123N	.59	74LS670N	1.64
74143AN	3.79	74S138N	.96	74LS125N	.44		
74144N	3.79	74S139N	1.10	74LS126N	.48		
74145N	67	74S140N	.89	74LS132N	.54		
74147N	1.32	74S151N	1.10	74LS133N	1.68		
74148N	.89	74S153N	1.10	74LS136N	.42		
74150N	1.44	74S157N	1.10	74LS138N	.48		
74151N	44	74S158N	1.16	74LS139N	.46		
74153N	38	74S161N	4.74	74LS140N	1.50		
74154N	44	74S162N	3.70	74LS147N	1.96		
74155N	48	74S163N	3.54	74LS148N	1.43		
74157N	.52	74S168N	4.74	74LS151N	.42		
74159N	1.52	74S169N	5.39	74LS152N	.42		
74160N	48	74S174N	1.06	74LS153N	.87		
74161AN	64	74S175N	1.06	74LS155N	.87		
74162N	64	74S181N	3.95	74LS156N	.99		
74163AN	64	74S182N	2.10	74LS158N	.48		
		74S189N	4.95	74LS160N	.69		

TTL DATA BOOK WITH SUPPLEMENT "The Complete Book on TTL Including L, LS, H, S, and ALS Versions. Part No. Lcc4112/4163 \$8.50

## COMPUTER SUPPORT CENTER

### Zilog

Part No.	Frequency	Package	Price
Z80-CPU	2.5 MHz	7.55 Z80-SIO/0	2.5 MHz 22.45
Z80-CPU	4.0 MHz	8.45 Z80-SIO/1	2.5 MHz 22.45
Z80-PIO	2.5 MHz	6.65 Z80-SIO/2	4.0 MHz 27.85
Z80-PIO	4.0 MHz	7.65 Z80-SIO/2	4.0 MHz 27.85
Z80-CTC	2.5 MHz	5.95 Z80-SIO/9	2.5 MHz 16.85
Z80-CTC	4.0 MHz	7.65 Z80-SIO/9	4.0 MHz 21.54
Z80-DMA	2.5 MHz	17.99 Z80-DART	2.5 MHz 11.95
Z80-DMA	4.0 MHz	22.95 Z80-DART	4.0 MHz 14.85

### MOS MEMORIES

Part No.	Capacity	Package	Price
2101-35	1K (256 x 4)	350NS 22 PIN	3.65
2102-25	1K (1K x 1)	250NS 16 PIN	1.25
P2111-45	1K (256 x 4)	450NS 18 PIN	3.65
P2112-35	1K (256 x 4)	350NS 18 PIN	2.98
2114L	Low Power 4K (1024 x 4)	300NS	2.98
2147	4K (4K x 1)	55NS	3.45
2147	4K (4K x 1)	70NS	9.95

### UART's

AY5-1013A	40 Khz Single 5V Supply	3.95
-----------	-------------------------	------

### IK CMOS RAM

5101	1K (256 x 4)	450NS 22 PIN Low Power	3.45
------	--------------	------------------------	------

### 4K CMOS RAM

P6504	4K (4K x 1)	550NS 18 PIN 110MW	5.84
P6514	4K (1K x 4)	450NS 18 PIN 110MW	5.84

### SHIFT REGISTERS

1403A	(TO-5)	dual 512 bit	2.98
1404A	(TO-5)	single 1024 bit	2.98
3341APC	FIFO 1 MHz		4.45
3342PC	64 Bit		3.95
3347PC	80 bit		3.45

### ECL RAM

1047100	256 x 1 bit fully decoded	15NS 16 pin	7.95
---------	---------------------------	-------------	------

### CLOCK CHIP

MSM5832RS	Microprocessor Real-time Clock/Calendar	12.95
-----------	---	-------

### MICROPROCESSOR CHIP SETS

Part No.	Processor	Price
8035 CPU	7.25 6800 CPU	5.65
8039 CPU	7.95 6802 CPU	8.65
8080A CPU	4.95 6808 CPU	8.45
8085 CPU	7.95 6809 CPU	19.95
8155	9.00 6810	2.65
8212	2.25 6820	2.65
8214	4.25 6821	2.65
8216	1.98 6845	29.50
8224	3.44 6850	2.95
8226	2.34 6852	3.65
8228	4.97	
8253	5.95 6502 CPU	7.45
8255	5.95 6504 CPU	7.65
8257	9.95 6502	5.95
8259	9.95 6522	7.95
8279	10.95 6532	10.85
8748	38.00 6551	11.10
8755	32.00	

### EPROM'S

C1702A	2K 1US	\$ 7.95
C2708	1K x 8 450 ns	\$ 4.75
C2716/IMS2516	(Intel version)	\$ 6.98
C2716/MS2516	(Intel version)	\$ 6.98
C2716/MS2516	5V Supply	\$ 6.98
TMS2532	(TIP in Out)	\$18.75
32K (4096 x 8) 450 ns		\$18.75
C2732	(Intel version)	\$18.75
32K (4096 x 8) 450 ns		\$18.75
TMS2564	64K (8K x 8) 450 ns	\$89.00



16K STATIC RAM	(200NS) \$16.45
TMM2016-3	16K (2K x 8) (300NS)
16K MOS DYNAMIC RAM'S (16 PIN)	
4116-20 (200NS)	\$ 2.98
4116-30 (300NS) Ceramic	\$ 2.45
4K MOS DYNAMIC RAM'S	
TMS4060-30	\$ 2.65
4K (4K x 1) 300NS 22 PIN	
16K CMOS STATIC RAM	
6116 16K (2K x 8) 150NS 16 PIN	\$24.00
64K MOS DYNAMIC RAM	
4164 64K (64K x 1) 200NS 16 PIN	\$24.00
4164 64K (64K x 1) 150NS 16 PIN	\$29.95

### SINGLE BOARD COMPUTERS

**ROCKWELL AIM 65**  
 86502 based microcomputer system with full sized keyboard. Alphabetic 20 character display and alphanumeric 20 column thermal printer. 1K RAM. Price: \$426.00

**SYNERTEC SYM 1**  
 Powerful 6502 8-bit microprocessor 6 digit HEX LED display. Single 5V power requirement. Price: \$239.00

## LINEAR IC'S

LM301AN-8	.32	SN76477NF	1.69	LM747CN	14	.50
LM307N-8	.43	LM348N-14	.99	LM748CN	8	.48
LM308N-8	.59	LM358N-8	.48	LM1458N-8	.36	.64
LM308CH	.95	LM555N-8	.28	LM1489N-14	.36	.64
LM30						



## Fall & Winter '81 - TEST EQUIPMENT Electronic Component Catalog

FREE 160 Page Book

We carry the Following:

### TEST EQUIPMENT

- B & K
- LEADER
- VIZ
- BECKMAN
- HITACHI
- GLOBAL SPECIALTIES
- DATA PRECISION
- HICKOK

### ELECTRONIC COMPONENTS

- JAPANESE & MOTOROLA Transistors
- IC's, FET, Diodes
- Capacitors
- Resistors
- Connectors, Cables

### TOOLS

- Weller, Ungar, Xcellite, Vaco, etc.



- Over 10 million components in stock to serve you
- Over 20,000 sq. ft. of warehouse in the East & West
- NO MINIMUM ORDER!



**FUJI-SVEA®**

P.O. Box 40325 Cincinnati OH 45240  
Dept. Radio-Electronics

CALL TOLL FREE  
800-421-2841

Local: 513-874-0220  
Telex: 182 392

Name \_\_\_\_\_ Phone \_\_\_\_\_

Company \_\_\_\_\_

Address \_\_\_\_\_

City \_\_\_\_\_ State \_\_\_\_\_ Zip \_\_\_\_\_

CIRCLE 44 ON FREE INFORMATION CARD



**Components Express, Inc.**

"Have you kissed your computer lately?"

1380 E. Edinger, Unit CC Santa Ana, CA 92705 (714) 558-3972

## BROAD BAND MICROWAVE RECEIVER SYSTEM 1.8GHZ to 2.4 GHZ

only  
**\$295.**



With built-in-converter to channel  
2, 3, or 4 of any standard TV set.

- 24" Dish
- Feed-Horn Receiver
- Mounting Bracket
- Mounting Clamp
- Instructions
- 300 Ohm to 75 Ohm Adapter
- 750 Ohm to 300 Ohm Adapter
- 60 Feet Coax Cable with Connectors
- 3 Feet Coax Cable with Connectors

RANGE: Line of sight to 250 miles.

SCOPE: Will receive within the frequency band from satellites, primary microwave stations, and repeater microwave booster stations.

CONTENTS: Completely packaged in 19"x19"x4 1/2" corrugated carton complete with list.

### WARRANTY:

180 days for all factory defects and electronic failures for normal usage and handling. Defective sub assemblies will be replaced with new or re-manufactured sub assembly on a 48 hour exchange guarantee.

This system is not a kit and requires no additional devices or equipment other than a TV set to place in operation.

Dealer inquiries invited.

CIRCLE 16 ON FREE INFORMATION CARD

## SATELLITE TV

- SYSTEMS • COMPONENTS • LNA's •
  - ANTENNAS • RECEIVERS •
- WE CAN HELP YOU!

### HIGH FRONTIER

2230 E. Indian School Rd., Phoenix, AZ 85016  
(602) 954-6008



## SATELLITE VISION!

We have the highest spec 3 meter home earth station in the world today. 41dB gain antenna! Includes receiver, LNA & modulator! All professionally engineered for top quality! Completely warranted! Immediate delivery! Complete details including satellite TV information, aiming service, specs, & discount schedule. Send \$1.25 for postage & handling to:

TIGER TENNAS®  
P.O. Box 561  
Casselberry, Florida 32707

**\$3995.00  
COMPLETE!**

## THE SYSTEM 20 MICROWAVE TV RECEPTION AT IT'S BEST!!

- FX-2300 Assembled Down Converter
- Power Supply / Antenna Switch
- 25" Parabolic Antenna
- All Coaxial Cables
- Full Year Warranty

**\$289.95**

+\$5.00 shipping



**TEM** MICROWAVE CORPORATION  
22518 - 97th Avenue North  
Corcoran, Minnesota 55374

# COMPUTER MARKET CENTER

COMPUTER MARKET CENTER ADVERTISING RATES 1" by 1 column (1 5/8") \$55.00. 1 1/2" by 1 column (1 5/8") \$82.50. 2" by 1 column (1 5/8") \$110.00. All ads must be prepaid. Send order and remittances to Computer Market Center, Radio-Electronics Magazine, 200 Park Avenue South, New York, New York, 10003. Address telephone inquiries to 212-777-6400. Frequency rates are available.

## TEXAS

USED COMPUTER TERMINALS,  
PRINTERS, MODEMS, SUR-  
PLUS ELECTRONIC PARTS.  
CATALOG \$1.00

RONDURE COMPANY  
THE COMPUTER ROOM  
2522 BUTLER STREET  
DALLAS, TEXAS 75235  
(214) 630-4621


## RETAILERS

An ad for your computer store in this space in Radio-Electronics COMPUTER MARKET CENTER puts you in touch with our computer audience. They use micro-computer equipment for both business and hobby interests. For further details call 212-777-6400.

## BUY THIS SPACE

\$55.00 puts your ad in this space in front of 197,223 active Radio-Electronics readers. To place your ad write Computer Market Center, Radio-Electronics, 200 Park Avenue South, New York, New York 10003 or call 212-777-6400.

## MASSACHUSETTS



Radio Shack's  
Model III 16K • \$859  
TOLL FREE  
1-800-343-8124

**computer  
plus**

**THIS**  
is only one  
of hundreds  
of unusual  
values . . .  
Get your  
**FREE**  
**CATALOG**  
today!  
Dept. R  
245A Great Road  
Littleton, MA  
01460

SUPPORT  
**MARCH  
OF DIMES**

Take stock in America.  
Buy U.S. Savings Bonds.

Thanks to you,  
it works.  
For all of us.




United Way




This is a partial listing of over 600 items available from 600 authorized Jim-pak Distributors:

TTL			
7400	2/.85	7490	.85
7402	2/.85	7493	.85
7404	2/.85	74100	2.25
7406	2/1.19	74109	2/1.19
7407	2/1.19	74121	.69
7408	2/.89	74123	.99
7410	2/.85	74150	1.95
7414	.99	74154	1.95
7417	2/1.10	74157	.99
7420	2/.85	74161	1.19
7447	1.19	74164	1.59
7474	.69	74174	1.59
7475	.79	74175	1.49
7476	.69	74192	1.19
7485	1.19	74193	1.19
7486	2/1.19	74367	.99
7489	2.99	74393	1.95

### POTENTIOMETERS



**2 Watt @ 70°C**  
7/8" Slotted Shaft  
Linear Taper  
1K, 5K, 10K, 25K, 50K,  
100K, 1 Meg  
CMU ..... \$2.95




**3/4 Watt @ 70°C**  
15 Turn Pot.  
Linear Taper  
100 Ohm, 500 Ohm,  
1K, 5K, 10K, 50K,  
100K, 500K, 1Meg  
830P ..... \$1.79

### NSN 373

Multi-Digit LED Display  
Digit Size: .3 No Decimal  
Com. Cath. 2-digit direct drive  
.80" L x .80" H x .225" D  
NSN373 (2 per pkg.) (4 digits) \$1.95

CMOS			
4000	.55	4030	.75
4001	.55	4040	1.79
4002	.59	4044	1.39
4006	1.49	4046	1.95
4009	.79	4047	2.75
4010	.79	4049	.79
4011	.55	4050	.89
4013	.79	4051	1.59
4016	.79	4066	.95
4017	1.39	4069	.69
4018	1.39	4070	.75
4020	1.39	4071	.69
4023	.49	4081	.59
4024	1.19	4093	1.19
4027	.79	4511	1.95

### CONNECTORS

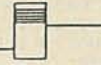


DB25P	D-Subminiature Plug	3.95
DB25S	D-Subminiature Socket	4.95
DB51226	Cover for DB25P/S	2.25
22/44SE	P.C. Edge	2.95
UG88/U	BNC Plug	2.19
UG89/U	BNC Jack	3.95
UG175/U	UHF Adapter	5.99
SO239	UHF Panel Recp.	1.49
PL258	UHF Adapter	1.95
PL259	UHF Plug	1.95
UG260/U	BNC Plug	2.39
UG1094/U	BNC Bulkhead Recp.	1.49

LINEAR			
LM301N	.59	LM7805T	1.75
LM305H	1.39	LM7812T	1.75
LM307N	.75	LM7815T	1.75
LM308N	1.19	LM380N	1.49
LM309K	2.25	LM384N	2.49
LM310N	2.69	LM555N	.69
LM311N	1.49	LM556N	1.49
LM317T	2.29	LM565N	1.95
LM318N	2.95	LM566N	1.95
LM319N	2.95	LM567N	1.79
LM320K-5	2.25	LM723N	.79
LM7905T	1.75	LM741N	.65
LM7912T	1.75	LM1310N	2.95
LM7915T	1.75	LM1458N	.99
LM323K	5.95	LM1488N	1.59
LM324N	1.29	LM1489N	1.59
LM337T	2.29	LM1800N	4.49
LM339N	1.29	76477N	3.95

### Phone Tunes

REPLACES THE TELEPHONE RINGER BELL WITH A SELECTION OF 30 FAMILIAR TUNES


**FEATURES**

Replaces monotonous telephone ringer bell. Easily connects to any standard phone. Use alongside regular phone or replace remote ringer elsewhere in building or outside. FCC approved. Use on any phone system — worldwide. Use different tune to identify extension phones. Microprocessor controlled. Adjust. vol. control and variable tune speed control. Operates on 2-9V batteries or AC Adapter (not incl.).

PT030 Phone Tunes ..... \$49.95  
AD30 AC Adapter ..... \$8.95

### JE215 Adjustable Dual Power Supply

General Description: The JE215 is a Dual Power Supply with independent adjustable positive and negative output voltages. A separate adjustment for each of the supplies provides the user unlimited applications for IC current voltage requirements. The supply can also be used as a general all-purpose variable power supply.

**FEATURES:**

- Adjustable regulated power supplies, pos. and neg. 1.2VDC to 15VDC.
- Power Output (each supply): 5VDC @ 500mA, 10VDC @ 750mA, 12VDC @ 500mA, and 15VDC @ 175mA.
- Two, 3-terminal adj. IC regulators with thermal overload protection.
- Heat sink regulator cooling
- LED "on" indicator
- Printed Board Construction
- 120VAC input
- Size: 3-1/2" w x 5-1/16" L x 2" H




JE215 Adj. Dual Power Supply Kit (as shown) . . \$24.95  
(Picture not shown but similar in construction to above)  
JE200 Reg. Power Supply Kit (5VDC, 1 amp) . . \$14.95  
JE205 Adapter Brd. (to JE200) ±5, ±9 & ±12V. . \$12.95  
JE210 Var. Pwr. Sply. Kit, 5-15VDC, to 1.5amp. . \$19.95

### DESK TOP ENCLOSURES



DTE-8 (Pictured) ..... \$31.95  
DTE-11 (Pictured) ..... 34.95  
DTE-14 (Pictured) ..... 36.95  
DTE-HK (Case for JE600) ..... 47.95  
DTE-AK (Case for JE610) ..... 52.95

### Sun Power Your Electronics! SOLAR CELL PANEL KIT



**FEATURES:**



- Output: 10VDC, to 100mA in Series 5VDC, to 200mA in Parallel
- Panel may be easily connected for Series or Parallel out
- Over 11 square inches of active cell surface
- Voltage line tap @ 0.5V increments
- Provision for charging batteries
- Overall panel size: 4 1/4" L x 4 1/2" H x 1/2" D

The JE305 Solar Cell Panel Kit contains 20 ea. solar cells. On the panel board are power line taps which allow the user to select voltages (1 voltage at a time) from 0.5VDC to 10VDC. The applications of each panel can be further expanded by coupling additional panels in series for more voltage or in parallel for more current. The premium grade solar cells provide the current necessary for the operation of most portable transistor radios, small battery powered cassette tape players & unlimited experimental solar projects.

JE305 ..... \$39.95

LS Schottky			
74LS00	.55	74LS109	.75
74LS02	.55	74LS123	1.49
74LS04	.69	74LS138	1.29
74LS08	.55	74LS139	1.29
74LS10	.55	74LS154	1.95
74LS14	1.09	74LS157	1.19
74LS30	.55	74LS161	1.29
74LS32	.69	74LS174	1.19
74LS38	.69	74LS175	1.19
74LS42	1.29	74LS192	1.49
74LS47	1.29	74LS193	1.49
74LS48	1.79	74LS221	1.49
74LS73	.75	74LS244	1.89
74LS74	.69	74LS245	3.49
74LS75	.75	74LS367	.89
74LS85	1.49	74LS374	1.95
74LS90	.89	81LS97	2.29

### SOCKETS

Low Profile		Wire Wrap	
8 pin LP	2/.59	14 pin WW tin	.75
14 pin LP	2/.69	14 pin WW gold	1.09
16 pin LP	2/.79	16 pin WW tin	.79
20 pin LP	2/.89	16 pin WW gold	1.19
22 pin LP	2/.99	24 pin WW gold	1.69
24 pin LP	2/1.09	40 pin WW gold	2.75
28 pin LP	.79	14 p. plug/cover	1.29
36 pin LP	.82	16 p. plug/cover	1.39
40 pin LP	1.19	24 p. plug/cover	1.95

Also, The Molex Line

### DIODES & TRANSISTORS

IN751	2/.59	2N2219A	2/1.19
IN757	2/.59	2N2222A	2/.89
IN1188	2.69	2N2907A	2/.89
IN3600	5/.99	2N3055	.99
IN4001	4/.59	2N3772	2.25
IN4004	4/.69	2N3904	2/.69
IN4007	4/.79	2N3906	2/.69
IN4148	10/.99	2N4401	2/.79
IN4733	2/.69	2N4403	2/.79
IN4734	2/.69	2N5129	2/.69
IN4735	2/.69	2N5139	2/.69
IN4742	2/.69	2N5210	2/.79
IN4744	2/.69	2N5951	2/1.29

### CAPACITORS

Dipped Tantalum		ELECTROLYTIC	
.1mfd @ 35V	2/.89	1mfd @ 50V	3/.69
.47mfd @ 35V	2/.89	4.7mfd @ 50V	2/.59
1mfd @ 35V	2/.89	10mfd @ 50V	2/.69
2.2mfd @ 25V	2/1.09	22mfd @ 50V	2/.79
3.3mfd @ 25V	2/1.19	47mfd @ 50V	2/.89
4.7mfd @ 25V	2/1.39	100mfd @ 50V	.59
10mfd @ 25V	1.19	220mfd @ 50V	.69
33mfd @ 25V	3.95	1000mfd @ 25V	1.19
100V MYLAR		2200mfd @ 16V	1.39
.001-.01mfd	4/.79	50V CERAMIC	
.022mfd	4/.89	10pf-.022mfd	4/.59
.047mfd	4/.99	.047mfd	4/.69
.1mfd	4/1.19	.1mfd	4/.79
.22mfd	4/1.29		

### MICROPROCESSORS

Z80A	CPU (4MHz)	13.95
MC6800	8 Bit MPU	8.95
8080A	CPU	6.95
8212	8 Bit I/O Port	3.95
8216	Bi-Directional Bus Driver	4.49
2513/2140	Character Generator	12.95
8T97	Tri-State Hex Buffer	2.25
AY-5-1013	30K Baud UART	6.95
AY-5-2376	88-Key Keyboard Encoder	11.95
2114-2	4K Static RAM (200ns)	3.95
MK4116	16K Dynamic RAM (250ns)	3.95
2708	8K EPROM	5.95
2716	16K EPROM (+5V)	9.95

### Function Generator Kit

Provides 3 basic waveforms: sine, triangle and square wave. Freq. range from 1 Hz to 100K Hz. Output amplitude from 0 volts to over 6 volts (peak to peak). Uses a 12V supply or a ±6V split supply. Includes chip, P.C. Board, components & instructions.



JE2206B ..... \$19.95



## PLANS & KITS

**CABLE TV** converters and equipment. Plans and parts. Build or buy. For information send \$2.00. **C & D ELECTRONICS**, PO Box 21, Jenison, MI 49428

**BUILD** light fountain from miniature Xmas lights. Beautiful Xmas display. Plans, including schematic for light sequencer, useful for any moving light display. Send \$8.00 to: **F & M ELECTRONICS**, Box 363, Grafton, IL 62037

**SUBSCRIPTION TV plans:** 2300 MHz microwave downconverter plus bonus UHF system, both for only \$10.00. Best systems available, no internal connections to TV! Parts and kits available, MC/Visa accepted on parts purchases. Send SASE for more information on these and other unique plans. **COLLINS ELECTRONICS**, Box 6424, San Bernardino, CA 92412

**PORTABLE** digital capacitor meter with 1% accuracy range 1pF to 10,000µF uses readily available CMOS IC's. Build for under \$25.00. Etched PCB and plans \$12.95. Calibration components included. **DRISCOLL ELECTRONICS**, 57 Scofield Ave., Bridgeport, CT 06605

**END adjacent** channel interference on your TV set. Unique device enables your ordinary set to separate all channels completely. Makes new programs available. Complete plans, \$5.00. **REL-TRON**, Box 91103-R2, Cleveland, OH 44101

**SAVE up to 90%! You can afford a computer.** Free catalog. **DIGATEK CORPORATION**, Suite E, 2723 West Butler Drive, Phoenix, AZ 85021

**DECODE** Morse, RTTY, and ASCII signals from airwaves with new **Code\*Star**. LED readout or connect with your computer/printer. Keyboard, other items also available. Kits or assembled. **MICROCRAFT**, Box 513R, Thiensville, WI 53092 (414) 241-8144

**PRINTED** circuit boards from sketch or artwork. Kit projects. Free details. **DANOCINTHS INC.**, Box 261, Westland, MI 48185

**WHERE** to buy transistors, capacitors, resistors, transformers, etc. List \$1.00 and SASE. Specify part needed. **BAYNE ASSOCIATES**, P.O. Box 394, Oil City, PA 16301

**EXPERIMENTERS** 25 projects kit. \$4.95. Filters, multivibrators, temperature sensor, oscillators; more. Some experience necessary. Includes: 10 resistors, 6 capacitors, potentiometer, LM3900N quad operational amplifiers, 2 transistors and manual. Postage: 65¢. Order through **ELECTRALL**, Box 326R, Hillsdale, NJ 07642

**AUDIO** kits. Equalizer—twelve bands/channel \$100; 24, \$225; noise reducer/expander, \$110; LED meter, \$42; see R-E cover stories 5/78, 3/81, 2/80, or send stamp for catalog. **SSS**, 912R Knobcone, Loveland, CO 80537

**PROJECTION TV** . . . Convert your TV to project 7 foot picture. Results equal to \$2,500 projector. Total cost less than \$20.00. Plans & lens \$16.00. Illustrated information free. Credit card orders—24 hours. (215) 736-3979. **MACROCOMGC**, Washington Crossing, PA 18977

**MICROWAVE** TV super performing downconverter kit special \$55.00 + \$1.50 shipping. Complete kit systems from \$144.95 to \$194.95. Free catalog. **LAB-TRONICS**, P.O. Box 171RE, Rogers, MN 55374

**MICROCHROMA 68** expansion board. Includes 32K DRAM, two 12K banks EPROM software selectable. Board like motherboard, includes wire



**MINI FM IC**

Compact size, only 2"x1"x4". Transmits to FM radio 88-108 MHz. Exceptional audio quality. Transmits stable signal up to 900 ft. Complete kit incl. case, battery & instructions. Only \$13.95. Assembled \$18.95. Add \$1.55 S&H ea. Send 18¢ stamp for brochure.

S.E. Corp., Box 16989-R  
Temple Terrace, FL 33687

## FREE KIT Catalog

FUNCTION GENERATOR KIT \$59.95  
Auto-Ranging Cap-meter kit \$79.95

Phone 415-447-3433

Write or Phone for FREE CATALOG.  
Average 1 minute Saturday call is 21¢.

**DAGE SCIENTIFIC INSTRUMENTS**  
BOX 1054R LIVERMORE CA 94550

wrap area, edge connector. A&T less EPROMs \$555.00. Bare board plus two ICs, \$95.00. Texans add 5% sales tax. Or write for details. **WHITE ROSE ELECTRONICS**, P.O. Box 19571, Austin, TX 78760.

**AUTOMOTIVE** electronics! Complete catalog, replacement ignitions, voltage regulators, digital accessories, alarms, chargers, inverters, mileage aids, test equipment, also many kits. Send \$3.00 (refundable) **AUTOMOTIVE**, 1435 Exchange, Richardson, TX 75081

**MICROWAVE** television education manual! New publication explores concepts, antennas, downconverters: \$16.25. Information package on microwave and other exciting television products: \$2.00. **ABEX**, P.O. Box 26601-RM, San Francisco, CA 94126

**PCB**. 15¢ sq-in. Free drilling. Satisfaction guaranteed. **INTERNATIONAL ENTERPRISE**, 6452 Hazel Circle, Simi Valley, CA 93063

**ELECTRONIC** catalog. Over 4,500 items. Parts & components. Everything needed by the hobbyist or technician. \$2.00 postage & handling, refundable with first \$15.00 order. (Foreign \$4.00 U.S. funds). **T&M ELECTRONICS**, 472 East Main Street, Patchogue, NY 11772 (516) 289-2520



**WRITE FOR**  
**McGEE'S**  
**SPEAKER & ELECTRONICS CATALOG**

**1001 BARGAINS IN SPEAKERS**

Tel.: 1 (816) 842 5092

1901 MCGEE STREET KANSAS CITY, MO. 64108



**BLAZING NEW TRAILS IN**  
**ELECTRONICS SINCE 1949**

FANON / COURIER CORPORATION 15300 San Fernando Mission Blvd  
Mission Hills, California 91345 (213) 365-2531

## Govt. SURPLUS

# ELECTRONIC

# EQUIPMENT

# CATALOG

New ITEMS . . . New BARGAINS!  
**FREE UPON REQUEST!**  
Send today for FREE copy of  
CATALOG WS-81 and Supplement. Dept. RE

**FAIR RADIO SALES**  
1016 E. EUREKA • Box 1105 • LIMA, OHIO • 45802

## TRS-80® DISCOUNT



**BUY DIRECT**

1-800-841-0860 TOLL FREE

**MICRO MANAGEMENT SYSTEMS INC.**  
DEPT. NO. 15  
Downtown Plaza Shopping Center  
115C Second Ave. S.W.  
Cairo, Georgia 31728  
912-377-7120 Go. Phone No.

Write For Free Catalog

## FOR SALE

**UNEDITED** movies, Westar super rod microwave antenna 53 db gain, down converter, preamp \$269.95. Information \$2.00. \$25.00 deposit on COD's. **D&D DISTRIBUTING**, Box 174, Crapo, MD 21626

**PICTURE tube rebuilding equipment**—we sell and buy new and used equipment. Free training. **ATOLL TELEVISION**, 6425 Irving Park, Chicago, IL 60634, Phone 312-545-6667

**CPU** Z80 \$4.10, Z80A \$5.40, EPROM 5V 2716 \$6.00, 2732 \$15.00. **MICROWARE EXCELTEK**, Box 5143, South San Francisco, CA 94080. Wholesale telex 172029 SPXSRFL

**EPROM** programming. Reasonable rates, quality work. Free details. **ADTRONICS**, 663 Branch Drive, Port Orange, FL 32019

**THE Intelligence Library**. Restricted technical secrets—books on **electronic surveillance, lock-picking, demolitions, investigation**, etc. Free brochures: **MENTOR**, Dept. Z, 135-53 No. Blvd., Flushing, NY 11354

**GAME cassettes:** TRS80 color computer 4K—\$6.95 spaceship docker, rubout, racetrack 16K—\$10.95; **THANX PROGRAMS**, 1100 Arbor Town Circle # 1218, Arlington, TX 76011

**HEWLETT-PACKARD** 608C signal generator 10-480 MHz \$250.00. Electronic test equipment catalog 25¢. **EF ELECTRONICS**, P.O. Box 249, Aurora, IL 60507

**SUPREME** television-radio diagram manuals discounted 60%. Free information. **SASE. SUPREME**, 1760 Balsam, Highland Park, IL 60035

**PRINTED** circuit boards: Your artwork, quick delivery, reasonable. Quantity discounts. **ATLAS CIRCUITS**, Box 892, Lincolnton, NC 28092 (704) 735-3943

**COMPLETE** line of microwave television converters and accessories to suit your needs. Converters have a one year warranty backed by a 3 year reputation. Call or write for complete specifications and pricing. **Dealer inquiries invited.** **TRITON MARKETING**, 1933 Rockaway Parkway, Brooklyn, NY 11236 (212) 531-9004

**NOSTALGIA** crystal radio. Expertly handcrafted. Traditional style. Assembled and tested. Write for information. **BOB RYAN**, P.O. Box 3039, Anaheim, CA 92803—3039

**SCANNER** monitor accessories—kits and factory assembled. Free catalog. **CAPRI ELECTRONICS**, Route 1R, Canon, GA 30520

**MICROWAVE receiver system.** Write: "Dealers Wanted," Dept. RE, POB 440668, Aurora, CO 80044. (303) 620-9736

**RECONDITIONED** test equipment. \$1.00 for catalog—**JAMES WALTER TEST EQUIPMENT**, 2697 Nickel, San Pablo, CA 94806

**2150** megahertz downconverters \$99.95 up, assembled. Details for SASE. **GW ELECTRONICS**, POB 688, Greenwood, IN 46142

**RESISTORS** 1/4W, 1/2W 5% carbon films 3¢ ea. no minimums. 1% metal films. Send for details. Bulk pricing available. **JR INDUSTRIES**, 5834-C Swancreek, Toledo, OH 43614

**160** teletypes, 140 PABX's. Best offer over \$50. 400 signal generators, power plants: offer over \$3. Many others on bid. (608) 582-4124

## AMAZING

### SCIENTIFIC and ELECTRONIC

## DEVICES

PHASER shockwave and invisible FORCE FIELD generators. LASERS for weapons, cutting, burning, cloud writing, holography and special effects. NUCLEAR particle accelerators and detectors. PLASMA, ION, HIGH VOLTAGE, HIGH FREQUENCY TESLA COILS and LIGHTNING generators. TRANSMITTERS and CONTROL devices for security, telephones, intrusion detection, nature listening, PLUS PLUS INFRASONICS, ULTRASONICS, ENERGY, CHEMICAL and PERSONAL PROTECTION and SAFETY DEVICES. SEND \$1 for catalog of plans, kits and completed items to:

**INFORMATION UNLIMITED, INC.**  
P.O. BOX 716, Dept. R8  
Amherst, N.H. 03031

## MICROWAVE HORN ANTENNA KIT

1.7-2.6 GHz Frequency Range 17-19 db Gain Kit w/Assembly Instructions \$39.95\*  
Down Converter Board \$19.95\* (w/Antenna Kit \$14.95)  
Parts Kit for Board \$29.95\* (w/Antenna or Board \$24.95)  
Complete Package (Antenna, Board & Parts Kit) \$79.95



**MICROANTENNA ASSOCIATES**  
2335 South 2300 West, Salt Lake City, Utah 84119  
Check or M.O. only — Allow 2-4 Weeks Delivery (Cost includes shipping)  
\*Utah Residents Please Add 5% Sales Tax








# Aaron-Gavin Kits

Equalizers Mixers LED Meters

Featuring this month—our most unique graphic equalizer!

- 11 bands per channel
- 2 channels per band
- Lowest noise, at any price
- LED peak indicator
- MIC input
- High & low level mixer
- Built-in record switching—
- no need to re-patch
- Master gain control on each channel
- Regulated power supply



## GRAPHIC EQUALIZERS

Description	Kit	Mfg.
31 Band Stereo EQ	\$279.56	\$544.54
31 Band Mono EQ	\$157.05	\$322.53
21 Band Stereo EQ	\$205.02	\$421.02
21 Band Mono EQ	\$125.05	\$258.64
11 Band Stereo EQ	\$114.94	\$230.00
11 Band Mono EQ	\$75.84	\$151.57
11 Band Stereo EQ (As shown above)	\$129.50	\$249.80
5 Band Stereo EQ	\$74.50	\$148.99
5 Band Mono EQ	\$49.14	\$98.27

## LED METERS (All integrated circuits!)

Description	Kit	Mfg.
DOT or BAR Pattern, 3 position range switch		
Front panel mount only		
10 LED (Mono)	\$44.40	\$55.80
20 LED (Stereo)	\$52.20	\$68.00
Cabinet or Rack Mount:		
20 LED (Mono)	\$50.40	\$68.00
40 LED (Stereo)	\$67.00	\$88.60
Down to -71dB!		

Total frequency response: 10Hz to 100KHz ± 0.5dB. Unweighted! Band frequencies: 16Hz Band frequencies: 16Hz to 16KHz and 20Hz to 20KHz.

Order with this Coupon or send for product specifications. Check box for the item of your choice send check, money order, COD or Visa, Master Charge. Your card number.

Exp. date \_\_\_\_\_ Add \$7.00 for shipping and handling.  
 Check style: Rack Mount  Flat Cabinet  Upright Cabinet  
 Check Freq. Range: 16Hz-16KHz  20Hz-20KHz

NAME \_\_\_\_\_ PHONE \_\_\_\_\_  
 ADDRESS \_\_\_\_\_  
 CITY \_\_\_\_\_ STATE \_\_\_\_\_ ZIP \_\_\_\_\_  
 Aaron-Gavin, 1901 E. Deere St., Dept. 18, Santa Ana, CA 92705. Phone: (714) 957-8710

4116-4 MEMORY 16K	8 for \$10.00
8164 MEMORY 64K	10.00
8264 MEMORY 64K	12.00
4Kx16 MEMORY board w/64 2101 chips	50.00
MPI 8 inch single side disc drive (OK, used)	175.00
MPI 8 inch dual sided disc drive (OK, used)	350.00
SHUGART 8 inch drive 850 FDD (ok, used)	425.00
MOTOROLA MONITOR 9 inch 115 volt	60.00
MOTOROLA MONITOR 12 inch 115 volt	85.00
Above 2 units accept composite video, no case, used.	
2 units below accept TTL. Hi volt supply only. Used.	
BALL BROS. 12 inch monitor	50.00
BALL BROS. 5 inch monitor, cased, used.	60.00

DATA STATION CONSOLE w/keyboard & 9 inch monitor, power supply. Logic boards broken send for details on this one. \$80.00

IR SCOPE see in the dark, new, portable.	260.00
IR SCOPE KIT pre-assembled, modular	150.00
12 VOLT GEL CELL 2½ AH \$14.00 5 AH	17.00
12 inch CRT bonded face plate, new, with specs.	
Made for computer work.	\$25 each 5 for \$100.00
UNDERWATER HYDROPHONE 200 KC	10.00

WALKY TALKIES Govt surplus used condition. 47-55.4 mc range. With schematics. Govt AN/PRC-6 \$25 each 2 for \$45. Ant. \$5 each



ASCII KEYBOARD parallel \$50  
 RED LED's . . . . . 10 for \$1.00

MIN ORDER \$10.00 CATALOG 21 now ready

Shipping extra on all merchandise

Meshna Inc., PO Box 62, E. Lynn, Mass. 01904

CIRCLE 14 ON FREE INFORMATION CARD

## COMMAND PERFORMANCE LED CLOCK MODULE

FIRST TIME EVER OFFERED!

FULLY ASSEMBLED REAL TIME	
1-10 Units . . . . .	\$34.95
11+ Units . . . . .	\$31.95
ELAPSED TIME	
1-10 Units . . . . .	\$39.95
11+ Units . . . . .	\$36.95
KIT FORM . . . . .	\$24.95
(Real/Elapsed Time)	

- Battery-Operated: Two Alkaline "D" Batteries
- Sound-Activated Module
- Sensitivity control
- 9" Digital Readout
- 4x4 Printed Circuit Board

### RaLar INSTRUMENTS, INC.

8126 MIRAMAR ROAD • SAN DIEGO, CA 92126

For further information or to place order call (714) 578-4050

Total Amount of Order: \$ \_\_\_\_\_  
 CALIFORNIA RESIDENTS ADD 6% SALES TAX.

NAME \_\_\_\_\_  
 ADDRESS \_\_\_\_\_  
 CITY \_\_\_\_\_  
 STATE \_\_\_\_\_ ZIP \_\_\_\_\_  
 Enclosed is:  Check  Money Order  
 Charge my:  M/C  VISA  
 ACCT.# \_\_\_\_\_ EXP. DATE \_\_\_\_\_  
 Free Catalogue With Order • Dealer Inquiries Welcome

CIRCLE 61 ON FREE INFORMATION CARD

## TERMINALS, TERMINALS!

### Daisy Terminals

Featuring 110, 150 and 300 baud, RS 232 I/O. Full KSR, full or half duplex, Diablo Hytype-I printer, plastic Daisy wheel, off-lease and refurbished. 4-way plotting mode under remote or KBD control. Built in KBD, ptr. typing table, power supply and more, with user manual and schematics. Refurbished.



..... \$999<sup>00</sup>ea.  
 Add \$45.00 for Crate - Pay Shipping on Delivery

### Selectric Terminals

Famous Datal-built "Selectric" I/O terminal. Used, "as-is" cond. (may need minor service). Features 15" carriage Selectric typewriter/printer, KBD/Solenoid assembly, power supply & RS232 I/O circuit board. Speaks IBM "correspondence" protocol. Limited info included.




Used "As-Is" . . . Only \$499<sup>00</sup>ea.

Add \$20.00 for Packaging & Handling - Pay Shipping on Delivery

### DEC LA-36 Terminals

Off-lease and refurbished, these are the famous DEC dot matrix, 30 character per second RS-232 terminals with such advanced features as 60 cps character catch-up print rate for true 300 baud operation. Built by Digital Equipment Corp. 132 columns, tractor-fed.



Refurbished . . . . . Only \$799<sup>00</sup>ea. Pay Shipping on Delivery

WRITE OR CALL FOR OUR BARGAIN-PACKED PERIPHERAL FLYER!!

COMPUTERS,  
 PERIPHERALS,  
 UNLIMITED!

Formerly CFR Associates, Inc.  
**617/372-8637**

18 GRANITE STREET  
 HAVERHILL, MASS. 01830

MasterCharge & VISA Accepted

CIRCLE 35 ON FREE INFORMATION CARD



# SURPLUS ELECTRONICS CORP.

7294 N.W. 54th Street  
Miami, Florida 33166


WHOLESALE/RETAIL

Phone: (305) 887-8228

TWX: 810-848-6085

We accept MasterCard and Visa.

EQUIPMENT/COMPONENTS/WIRE & CABLE/ACCESSORIES



### "TANK BATTLE" TV GAME

In just a short time and with a few minor parts, the most novice hobbyist can complete this exciting Tank Battle game. Create a fun-filled evening for the whole family. Two independent tanks rumble thru land mine fields, shoot shells and fragment when hit. Four distinct engine sounds are produced for the different speeds. Sounds of gunfire, shell bursts and tank explosions are realistic. Automatic on-screen scoring. Supplied with schematic drawing.

SOLD AS IS  
**\$9.95 ea.**



### C.B. SPECIAL

CONVERT THESE TO 10 METER FM

New HY-GAIN printed circuit board assembly with PLL02A chip and 3 crystals. (Squelch pot, volume control and channel switch not included.) Boards sold as is, the way we bought them from the manufacturer. Board dimensions 6" x 6 1/2"

1-9 **\$7.50**  
10-49 **\$6.50**

50-99 **\$6.00**  
100-UP **\$5.50**

### COPPER CLAD BOARD

(Double Side)  
Size 9.25 x 10.75  
Thickness .062  
**\$2.00 ea.**

### TRIMMER CAP



1.5-20pF  
(ARCO PC-402)  
**50¢ ea.**

### E. F. JOHNSON S METER



Edge Meter 250 UA, fits in 5/8" x 1 1/8" hole. Black background. Scale 1-20 Top, 0-5 Bottom.

**\$1.25 ea. 5/\$5.00**

### COMPUTER GRADE ELECTROLYTICS

VALUE/MFD	VOLTS	DIAM./LGTH.	PRICE
63,000	@ 15V	3" x 5 1/2"	<b>\$4.00 ea.</b>
10,000	@ 20V	1 1/2" x 5 3/4"	<b>\$3.00 ea.</b>
2,700	@ 25V	1 1/4" x 2 1/4"	<b>\$2.00 ea.</b>
2,900	@ 25V	1 1/4" x 2"	<b>\$2.00 ea.</b>
100,000	@ 30V	3" x 5 1/2"	<b>\$6.00 ea.</b>
39,000	@ 30V	1" x 5 3/4"	<b>\$4.00 ea.</b>
34,800	@ 50V	3" x 5 1/2"	<b>\$3.00 ea.</b>
450	@ 75V	1 1/4" x 2 1/4"	<b>\$2.00 ea.</b>
500	@ 100V	1 1/2" x 3 1/4"	<b>\$2.00 ea.</b>
240	@ 300V	1 1/4" x 3 1/4"	<b>\$2.00 ea.</b>
50	@ 450V	1 1/4" x 2"	<b>\$2.00 ea.</b>

### DIP SWITCH



5 POSITION **\$1.00 ea.**  
8 POSITION **\$1.50 ea.**  
10 POSITION **\$2.00 ea.**  
12 POSITION **\$2.50 ea.**

### SUB-MINI 10K POT



with On-Off 1/4" hole mount, 1/8" D shaft, 3/4" thread section.

**5/\$1.00**

### POWER TRANSFORMER

Primary - 115 vac  
Secondary - 32 v with 24 v tap at 15 amps  
Dim. 4 1/2" h x 3 3/4" w x 4" deep

### SCREW DRIVER KIT



Handle stores four blades  
2 single slot 5/32" & 3/32"  
1 phillips 1 scratch awl  
6" long with one blade inserted  
**\$1.00 ea.**



24 Volt  
**Power SUPPLY**  
5.4 AMPS

**\$45.00 ea.**

MFG by ADCD Electronics Inc.  
Model OEM 24N5. 4-1

Input 105-125 vac 50/60 Hz.  
Has volt adj and O.L. adj.  
Output terminals contain + out, + sen, - sen, - out, ac neut, ac line and GND.

### 9 VOLT NiCd RECHARGEABLE BATTERY

NEW. Replaces the popular 9V Transistor Battery.



**\$4.75 ea.**

### MUFFIN FANS



MFG By Rotron Inc.  
3 Blades 4 3/4" Square  
**USED**

110 VAC **\$5.95 ea.**

**NEW**

230 VAC Model MU3A1

**\$12.00 ea.**

### AMP METERS



2 1/4" square, no shunt required.  
Easy to read dial.

Movement: 0-6, 0-10, 0-17

**\$2.50 ea.**

### TEXAS INSTRUMENT KEYBOARD



Has 3 slide switches, 26 different keys, key pad removable by 4 screws

**\$1.95 ea. 5/\$8.00**

### AXIAL LEAD ELECTROLYTIC CAPACITORS

2 uF @ 15V	<b>\$1.00</b>
10 uF @ 15V	<b>\$1.00</b>
20 uF @ 15V	<b>\$1.00</b>
50 uF @ 15V	<b>\$1.00</b>
2.2 uF @ 25V	<b>\$1.00</b>
3.3 uF @ 25V	<b>\$1.00</b>
1 uF @ 35V	<b>\$1.00</b>
2 uF @ 50V	<b>\$1.00</b>
25 uF @ 25V	<b>\$2.00</b>
3 uF @ 50V	<b>\$2.00</b>
5 uF @ 50V	<b>\$2.00</b>
10 uF @ 50V	<b>\$2.00</b>
250 uF @ 25V	<b>\$2.00</b>
50 uF @ 75V	<b>\$2.00</b>

### MODEM CABLE ASSEMBLIES



Conn & Hood	22 AWG # Cond	Length
25 P	14	15'
25 S	10	17'

**\$5.50 ea.**

### PROJECT BOX

**\$1.50 ea.**



4 1/2" w x 7 3/8" l x 3/4" h to 1 1/2" h  
Has a lip for recessed face plate and a felt bottom

### POWER SUPPLY



**\$3.95 ea.**

### IC SOCKETS GOLD-PLATED WIRE WRAP



14 pin **40c ea.**  
16 pin **45c ea.**  
40 pin **\$1.75 ea.**

### NEW SPRITE FAN

Mfg. by Rotron Inc.  
Model SU2A5  
115v AC. 19 amps.  
(Impedance protected.)  
3 1/4" x 3 1/4" x 1 1/4"

**\$12.00 ea.**

### 7 POWER CORD HEWLETT PACKARD TYPE



Molded 3 Prong Plug with molded receptacle  
Belden 16 AWG  
**\$3.00 ea.**

### COAX CONNECTORS


UG-273/U BNC-F/UHF-M	<b>\$2.50</b>
UG-255/U BNC-M/UHF-F	<b>\$3.00</b>
UG-146 A/U N-M/UHF-F	<b>\$4.50</b>
UG-83B/U N-F/UHF-M	<b>\$4.50</b>
UG-175 RG-58 Adapt	<b>\$.20</b>
UG-176 RG-59 Adapt	<b>\$.20</b>
UG-1094 BNC-F/Panel	<b>\$1.00</b>

SQ239 **50c**  
PL259 **60c**

### COAXIAL CABLE

50 OHM-RG 174  
**\$4.95/100' \$3.00/50'**  
75 OHM-RG 62/U  
**\$12.00/100'**

### C & K SWITCHES



Part #	Movement
J-60 7101	SPDT
J-60 7103	SPDT (center off)
L-3 7108	SPDT (momentary)
J-3 7201	DPDT (special large rocker)

**\$1.00 ea. 6/\$5.00**

### MAGNETIC CHESS BOARD WITH MEN

Folds in half to carry men  
11" w x 11" l x 1" h



**\$4.00 ea.**

**TERMS:** All material guaranteed unless otherwise stated. If you are not satisfied with our product, it may be returned within 10 days for a refund (less shipping). Please add \$4.00 for shipping and handling on all orders. COD's accepted for orders totaling \$50 or more. All orders shipped UPS unless otherwise specified. Florida residents please add 4% sales tax. Minimum order, \$15.00. Foreign orders - US funds only, add 20% for shipping and handling.



### 7400

SN7400N	.20	SN7472N	.29	SN74156N	.79
SN7401N	.20	SN7473N	.39	SN74157N	.69
SN7402N	.25	SN7474N	.49	SN74160N	.89
SN7403N	.25	SN7475N	.49	SN74161N	.69
SN7404N	.25	SN7476N	.35	SN74162N	.89
SN7405N	.25	SN7477N	5.00	SN74163N	.89
SN7406N	.25	SN7478N	.50	SN74164N	.89
SN7407N	.35	SN7479N	.50	SN74165N	.89
SN7408N	.25	SN7480N	.69	SN74166N	1.25
SN7409N	.25	SN7481N	.89	SN74167N	2.79
SN7410N	.25	SN7482N	.89	SN74170N	1.95
SN7411N	.25	SN7483N	1.79	SN74171N	4.99
SN7412N	.35	SN7490N	.49	SN74173N	1.39
SN7413N	.40	SN7491N	.59	SN74174N	1.29
SN7414N	.69	SN7492N	.45	SN74175N	.89
SN7416N	.25	SN7493N	.45	SN74176N	.89
SN7417N	.25	SN7494N	.69	SN74177N	.79
SN7420N	.25	SN7495N	.69	SN74179N	1.49
SN7421N	.25	SN7496N	.69	SN74180N	.79
SN7422N	.45	SN7497N	1.00	SN74181N	2.25
SN7423N	.25	SN74100N	1.49	SN74182N	.79
SN7425N	.25	SN74101N	.89	SN74184N	2.49
SN7426N	.25	SN74105N	.89	SN74185N	2.49
SN7427N	.25	SN74107N	.35	SN74190N	1.25
SN7428N	.49	SN74109N	.49	SN74191N	1.25
SN7430N	.25	SN74116N	1.95	SN74192N	.89
SN7432N	.25	SN74121N	.39	SN74193N	.89
SN7433N	.25	SN74122N	.55	SN74194N	.89
SN7434N	.25	SN74123N	.55	SN74195N	.69
SN7437N	.25	SN74125N	.49	SN74196N	.89
SN7440N	.20	SN74126N	.49	SN74197N	.89
SN7441N	.89	SN74127N	.75	SN74198N	1.49
SN7442N	.59	SN74128N	.75	SN74199N	1.49
SN7443N	1.10	SN74141N	.99	SN74211N	1.25
SN7444N	1.10	SN74142N	1.25	SN74212N	1.25
SN7445N	.89	SN74143N	3.49	SN74216N	1.95
SN7446N	.79	SN74144N	3.49	SN74217N	.79
SN7447N	.69	SN74145N	.79	SN74233N	1.49
SN7448N	.79	SN74147N	1.95	SN74234N	3.95
SN7449N	.20	SN74148N	1.29	SN74235N	3.95
SN7451N	.20	SN74150N	1.25	SN74365N	.69
SN7453N	.20	SN74151N	.69	SN74366N	.69
SN7454N	.20	SN74152N	.69	SN74367N	.69
SN7459A	.25	SN74153N	.79	SN74368N	.69
SN7460N	.20	SN74154N	1.25	SN74390N	1.49
SN7470N	.29	SN74155N	.79	SN74393N	1.49

### 74LS

74LS00	.29	74LS132	.59	74LS239	1.15
74LS01	.29	74LS133	.89	74LS240	1.15
74LS02	.29	74LS134	.89	74LS241	1.15
74LS03	.29	74LS135	.89	74LS242	1.15
74LS04	.35	74LS136	.89	74LS243	1.15
74LS05	.35	74LS137	.89	74LS244	1.15
74LS06	.35	74LS138	.89	74LS245	1.15
74LS07	.35	74LS139	.89	74LS246	1.15
74LS08	.35	74LS140	.89	74LS247	1.15
74LS09	.35	74LS141	.89	74LS248	1.15
74LS10	.35	74LS142	.89	74LS249	1.15
74LS11	.35	74LS143	.89	74LS250	1.15
74LS12	.35	74LS144	.89	74LS251	1.15
74LS13	.35	74LS145	.89	74LS252	1.15
74LS14	.35	74LS146	.89	74LS253	1.15
74LS15	.35	74LS147	.89	74LS254	1.15
74LS16	.35	74LS148	.89	74LS255	1.15
74LS17	.35	74LS149	.89	74LS256	1.15
74LS18	.35	74LS150	.89	74LS257	1.15
74LS19	.35	74LS151	.89	74LS258	1.15
74LS20	.35	74LS152	.89	74LS259	1.15
74LS21	.35	74LS153	.89	74LS260	1.15
74LS22	.35	74LS154	.89	74LS261	1.15
74LS23	.35	74LS155	.89	74LS262	1.15
74LS24	.35	74LS156	.89	74LS263	1.15
74LS25	.35	74LS157	.89	74LS264	1.15
74LS26	.35	74LS158	.89	74LS265	1.15
74LS27	.35	74LS159	.89	74LS266	1.15
74LS28	.35	74LS160	.89	74LS267	1.15
74LS29	.35	74LS161	.89	74LS268	1.15
74LS30	.35	74LS162	.89	74LS269	1.15
74LS31	.35	74LS163	.89	74LS270	1.15
74LS32	.35	74LS164	.89	74LS271	1.15
74LS33	.35	74LS165	.89	74LS272	1.15
74LS34	.35	74LS166	.89	74LS273	1.15
74LS35	.35	74LS167	.89	74LS274	1.15
74LS36	.35	74LS168	.89	74LS275	1.15
74LS37	.35	74LS169	.89	74LS276	1.15
74LS38	.35	74LS170	.89	74LS277	1.15
74LS39	.35	74LS171	.89	74LS278	1.15
74LS40	.35	74LS172	.89	74LS279	1.15
74LS41	.35	74LS173	.89	74LS280	1.15
74LS42	.35	74LS174	.89	74LS281	1.15
74LS43	.35	74LS175	.89	74LS282	1.15
74LS44	.35	74LS176	.89	74LS283	1.15
74LS45	.35	74LS177	.89	74LS284	1.15
74LS46	.35	74LS178	.89	74LS285	1.15
74LS47	.35	74LS179	.89	74LS286	1.15
74LS48	.35	74LS180	.89	74LS287	1.15
74LS49	.35	74LS181	.89	74LS288	1.15
74LS50	.35	74LS182	.89	74LS289	1.15
74LS51	.35	74LS183	.89	74LS290	1.15
74LS52	.35	74LS184	.89	74LS291	1.15
74LS53	.35	74LS185	.89	74LS292	1.15
74LS54	.35	74LS186	.89	74LS293	1.15
74LS55	.35	74LS187	.89	74LS294	1.15
74LS56	.35	74LS188	.89	74LS295	1.15
74LS57	.35	74LS189	.89	74LS296	1.15
74LS58	.35	74LS190	.89	74LS297	1.15
74LS59	.35	74LS191	.89	74LS298	1.15
74LS60	.35	74LS192	.89	74LS299	1.15
74LS61	.35	74LS193	.89	74LS300	1.15
74LS62	.35	74LS194	.89	74LS301	1.15
74LS63	.35	74LS195	.89	74LS302	1.15
74LS64	.35	74LS196	.89	74LS303	1.15
74LS65	.35	74LS197	.89	74LS304	1.15
74LS66	.35	74LS198	.89	74LS305	1.15
74LS67	.35	74LS199	.89	74LS306	1.15
74LS68	.35	74LS200	.89	74LS307	1.15
74LS69	.35	74LS201	.89	74LS308	1.15
74LS70	.35	74LS202	.89	74LS309	1.15
74LS71	.35	74LS203	.89	74LS310	1.15
74LS72	.35	74LS204	.89	74LS311	1.15
74LS73	.35	74LS205	.89	74LS312	1.15
74LS74	.35	74LS206	.89	74LS313	1.15
74LS75	.35	74LS207	.89	74LS314	1.15
74LS76	.35	74LS208	.89	74LS315	1.15
74LS77	.35	74LS209	.89	74LS316	1.15
74LS78	.35	74LS210	.89	74LS317	1.15
74LS79	.35	74LS211	.89	74LS318	1.15
74LS80	.35	74LS212	.89	74LS319	1.15
74LS81	.35	74LS213	.89	74LS320	1.15
74LS82	.35	74LS214	.89	74LS321	1.15
74LS83	.35	74LS215	.89	74LS322	1.15
74LS84	.35	74LS216	.89	74LS323	1.15
74LS85	.35	74LS217	.89	74LS324	1.15
74LS86	.35	74LS218	.89	74LS325	1.15
74LS87	.35	74LS219	.89	74LS326	1.15
74LS88	.35	74LS220	.89	74LS327	1.15
74LS89	.35	74LS221	.89	74LS328	1.15
74LS90	.35	74LS222	.89	74LS329	1.15
74LS91	.35	74LS223	.89	74LS330	1.15
74LS92	.35	74LS224	.89	74LS331	1.15
74LS93	.35	74LS225	.89	74LS332	1.15
74LS94	.35	74LS226	.89	74LS333	1.15
74LS95	.35	74LS227	.89	74LS334	1.15
74LS96	.35	74LS228	.89	74LS335	1.15
74LS97	.35	74LS229	.89	74LS336	1.15
74LS98	.35	74LS230	.89	74LS337	1.15
74LS99	.35	74LS231	.89	74LS338	1.15
74LS100	.35	74LS232	.89	74LS339	1.15
74LS101	.35	74LS233	.89	74LS340	1.15
74LS102	.35	74LS234	.89	74LS341	1.15
74LS103	.35	74LS235	.89	74LS342	1.15
74LS104	.35	74LS236	.89	74LS343	1.15
74LS105	.35	74LS237	.89	74LS344	1.15
74LS106	.35	74LS238	.89	74LS345	1.15
74LS107	.35	74LS239	.89	74LS346	1.15
74LS108	.35	74LS240	.89	74LS347	1.15
74LS109	.35	74LS241	.89	74LS348	1.15
74LS110	.35	74LS242	.89	74LS349	1.15
74LS111	.35	74LS243	.89	74LS350	1.15
74LS112	.35	74LS244	.89	74LS351	1.15
74LS113	.35	74LS245	.89	74LS352	1.15
74LS114	.35	74LS246	.89	74LS353	1.15
74LS115	.35	74LS247	.89	74LS354	1.15
74LS116	.35	74LS248	.89	74LS355	1.15
74LS117	.35	74LS249	.89	74LS356	1.15
74LS118	.35	74LS250	.89	74LS357	1.15
74LS119	.35	74LS251	.89	74LS358	1.15
74LS120	.35	74LS252	.89	74LS359	1.15
74LS121	.35	74LS253	.89	74LS360	1.15
74LS122	.35	74LS254	.89	74LS361	1.15
74LS123	.35	74LS255	.89	74LS362	1.15
74LS124	.35	74LS256	.89	74LS363	1.15
74LS125	.35	74LS257	.89	74LS364	1.15
74LS126	.35	74LS258	.89	74LS365	1.15
74LS127	.35	74LS259	.89	74LS366	1.15
74LS128	.35	74LS260	.89	74LS367	1.15
74LS129	.35	74LS261	.89	74LS368	1.15
74LS130	.35	74LS262	.89	74LS369	1.15
74LS131	.35	74LS263	.89	74LS370	1.15
74LS132	.35	74LS264	.89	74LS371	1.15
74LS133	.35	74LS265	.89	74LS372	1.15
74LS134	.35	74LS266	.89	74LS373	1.15
74LS135	.35	74LS267	.89	74LS374	1.15
74LS136	.35	74LS268	.89	74LS375	1.15
74LS137	.35	74LS269	.89	74LS376	1.15
74LS138	.35	74LS270	.89	74LS377	1.15
74LS139	.35	74LS271	.89	74LS378	1.15
74LS140	.35	74LS272	.89	74LS379	1.15
74LS141	.35	74LS273	.89	74LS380	1.15
74LS142	.35	74LS274	.89	74LS381	1.15
74LS143	.35	74LS275	.89	74LS382	1.15
74LS144	.35	74LS276	.89	74LS383	1.15
74LS145	.35	74LS277	.89	74LS384	1.15
74LS146	.35	74LS278	.89	74LS385	1.15
74LS147	.35	74LS279	.89	74LS386	1.15
74LS148	.35	74LS280	.89	74LS387	1.15
74LS149	.35	74LS281	.89	74LS388	1.15
74LS150	.35	74LS282	.89	74LS389	1.15
74LS151	.35	74LS283	.89	74LS390	1.15
74LS152	.35	74LS284	.89	74LS391	1.15
74LS153	.35	74LS285	.89	74LS392	1.15
74LS154	.35	74LS286	.89	74LS393	1.15
74LS155	.35	74LS287	.8		







## PLANS & KITS

**POLICE**/fire scanners, scanner crystals, antennas, radar detectors. **HPR**, Box 19224, Denver, CO 80219

**TELEPHONE** or office bugged? Latest detection equipment finds out fast. Literature \$1.00. **CLIFTON**, Box 220-M, Miami, FL 33168

**FREE speaker catalog!** Woofers, mids, tweeters, hardware, crossovers, grille cloth, plans, kits, information, much more. Discount prices. **UNIVERSAL SOUND**, Dept. RE, 2253 Ringling Blvd., Sarasota, FL 33577, (813) 953-5363

**ELECTRONIC** portable air cleaners eliminate 99% pollen, smoke, dust. Free catalogue. **LECTRONIC SALES**, 3338 Rollingwood Drive, Woodbridge, VA 22192

**"TOP secret"** Registry U.S. Government Frequencies! 4th Edition! 120 Pages! 50,000 latest

scanner listings: FBI, Secret Service, FCC, Customs, military, etc. \$9.95 + \$1 first class mailing. **CRB RESEARCH**, Box 56-RE, Commack, NY 11725

**SAVE!** Calculator repairs. Most failures fixed by hobbyist. Troubleshooting/repair guide. \$3.75. **12 Sandalwood Rd.**, Dept. R9, P.O. Box C-5525, So. Burlington, VT 05401

**RECORDS**-tapes! Discounts to 73%! all labels; no purchase obligations; newsletter; discount dividend certificates; 100% guarantees. Free details. **DISCOUNT MUSIC CLUB**, 650 Main Street, PO Box 2000, Dept. 3-1181, New Rochelle, NY 10801

**SAVE up to 50%** on name brand test equipment. Free catalog and price list. **SALEN ELECTRONICS**, Box 82-F, Skokie, IL 60077

more classified on page 116

# SPECIAL FALL SALE

15% OFF ON ALL ITEMS LISTED IN THIS AD with order of \$25 or more

Sale is in effect from Oct 15 - Nov 30 Limited to merchandise in stock

**CERAMIC DISC CAPACITORS 50V**

1pf	47pf	220pf	.002uf
5pf	56pf	270pf	.010uf
7pf	68pf	300pf	.015uf
10pf	82pf	470pf	.022uf
15pf	100pf	600pf	.030uf
22pf	120pf	820pf	.040uf
27pf	150pf	.0015mf	.10uf
33pf	180pf	.002mf	
1pf to .005mf			
ea pk-10 pk-100 1000-			
1mf/50V disc 1/2" 1/4"			
\$25 1.25 9.50 .06ea			

**CERAMIC CAPACITOR KIT**

5 ea of above \$12.50  
10 ea of above \$20.50

**MULTILAYER CERAMIC CAPACITORS**

1uf/50V	15" ea	pk-10-1000-
22uf/50V	20" ea	pk-10-1000-
47uf/50V	20" ea	pk-10-1000-

**POLYESTER FILM CAPACITORS**

100V ± 10%	
.001uf	5.15 .95 6.50
.0015uf	15 .95 7.50
.0022uf	15 .95 7.50
.0033uf	15 .95 7.50
.0047uf	15 .95 7.50
.0068uf	15 .95 7.50
.010uf	15 .95 7.50
.015uf	15 .95 7.50
.022uf	15 .95 7.50
.033uf	15 .95 7.50
.047uf	15 .95 7.50
.068uf	15 .95 7.50
.10uf	15 .95 7.50
.15uf	15 .95 7.50
.22uf	15 .95 7.50
.33uf	15 .95 7.50
.47uf	15 .95 7.50
.68uf	15 .95 7.50
1.0uf	15 .95 7.50

**POLYESTER CAPACITOR KIT**

5 ea of above \$14.95

**TANTALUM CAPACITORS**

solid exp. - radial	
1uf/35V	.35 .30 .28
2.2uf/35V	.35 .31 .29
3.3uf/35V	.35 .31 .29
1mf/50V	.37 .32 .30
1.5mf/20V	.37 .32 .30
2.2mf/20V	.40 .35 .33
3.3mf/20V	.45 .40 .35
4.7mf/15V	.45 .40 .35
4.7mf/25V	.50 .45 .40
5.6mf/10V	.50 .45 .40
6.8mf/15V	.50 .45 .40
6.8mf/10V	.55 .45 .40
10mf/20V	.60 .55 .50
15mf/10V	.65 .55 .50
15mf/20V	.65 .55 .50
22mf/10V	.65 .55 .50
22mf/15V	.68 .57 .52
33mf/15V	.65 .55 .50
33mf/10V	.70 .60 .55
47mf/10V	.75 .70 .65
56mf/10V	.85 .75 .70
100mf/10V	1.25 1.10 1.00

**ELECTROLYTIC CAPACITORS**

axial leads	
1mf/50V	15 .12 .10
2.2mf/25V	15 .12 .11
2.2mf/50V	15 .12 .11
3.3mf/50V	16 .13 .11
4.7mf/35V	16 .13 .11
10mf/50V	17 .14 .11
20mf/150V	18 .14 .12
22mf/150V	17 .13 .12
22mf/50V	18 .14 .12
25mf/25V	18 .14 .12
30mf/25V	18 .14 .12
33mf/25V	18 .14 .12
47mf/35V	18 .13 .13
100mf/10V	20 .18 .16
100mf/15V	20 .18 .16
100mf/25V	22 .19 .17
150mf/25V	23 .19 .17
220mf/25V	25 .21 .19
220mf/50V	27 .22 .20
330mf/15V	29 .24 .22
470mf/15V	30 .25 .22
470mf/25V	34 .29 .26
500mf/15V	34 .29 .26
1000mf/15V	39 .35 .30
1000mf/25V	45 .40 .35
2200mf/15V	1.25 1.15 1.05
2200mf/40V	1.35 1.10 1.00
4700mf/10V	1.25 1.10 1.00
4700mf/25V	1.45 1.20 1.15

**ELECTROLYTIC CAPACITOR KIT**

axial leads

1mf/50V	15 .10 .100-
2.2mf/25V	15 .12 .11
2.2mf/50V	15 .12 .11
3.3mf/50V	16 .13 .11
4.7mf/35V	16 .13 .11
10mf/50V	17 .14 .11
20mf/150V	18 .14 .12
22mf/150V	17 .13 .12
22mf/50V	18 .14 .12
25mf/25V	18 .14 .12
30mf/25V	18 .14 .12
33mf/25V	18 .14 .12
47mf/35V	18 .13 .13
100mf/10V	20 .18 .16
100mf/15V	20 .18 .16
100mf/25V	22 .19 .17
150mf/25V	23 .19 .17
220mf/25V	25 .21 .19
220mf/50V	27 .22 .20
330mf/15V	29 .24 .22
470mf/15V	30 .25 .22
470mf/25V	34 .29 .26
500mf/15V	34 .29 .26
1000mf/15V	39 .35 .30
1000mf/25V	45 .40 .35
2200mf/15V	1.25 1.15 1.05
2200mf/40V	1.35 1.10 1.00
4700mf/10V	1.25 1.10 1.00
4700mf/25V	1.45 1.20 1.15

**ELECTROLYTIC CAPACITOR KIT**

axial leads

1mf/50V	15 .10 .100-
2.2mf/25V	15 .12 .11
2.2mf/50V	15 .12 .11
3.3mf/50V	16 .13 .11
4.7mf/35V	16 .13 .11
10mf/50V	17 .14 .11
20mf/150V	18 .14 .12
22mf/150V	17 .13 .12
22mf/50V	18 .14 .12
25mf/25V	18 .14 .12
30mf/25V	18 .14 .12
33mf/25V	18 .14 .12
47mf/35V	18 .13 .13
100mf/10V	20 .18 .16
100mf/15V	20 .18 .16
100mf/25V	22 .19 .17
150mf/25V	23 .19 .17
220mf/25V	25 .21 .19
220mf/50V	27 .22 .20
330mf/15V	29 .24 .22
470mf/15V	30 .25 .22
470mf/25V	34 .29 .26
500mf/15V	34 .29 .26
1000mf/15V	39 .35 .30
1000mf/25V	45 .40 .35
2200mf/15V	1.25 1.15 1.05
2200mf/40V	1.35 1.10 1.00
4700mf/10V	1.25 1.10 1.00
4700mf/25V	1.45 1.20 1.15

**MINIATURE CERMET TRIMMER**

Single turn Mecco B01A  
Sw. 2 20K 100ppm/5C  
15" high x 1.25" dia  
500ohm 1K 20K 25K 50K  
100K 500K 1M

**UNIVERSAL BREADBOARD IC BEZELBOARD**

ea 10-25  
\$1.25 \$1.05 \$0.95

**TANTALUM CAPACITOR KIT**

SOLID DIP 200V

1uf/35V	2.2uf/20V	10uf/25V
2.2uf/25V	3.3uf/35V	15uf/20V
3.3uf/50V	4.7uf/25V	22uf/25V
4.7uf/50V	6.8uf/35V	33uf/15V
1.5uf/20V		

**ELECTROLYTIC CAPACITOR KIT**

AXIAL LEADS

1mf/50V	2.2uf/25V	220uf/50V
2.2uf/50V	3.3uf/25V	470uf/25V
3.3uf/50V	4.7uf/25V	1000uf/25V
4.7uf/50V	10uf/25V	2200uf/40V
10uf/50V	100uf/25V	

**EAS** See of above \$19.50  
**EMC** See supplied in cabinet \$29.50  
**EA10C** 100a of above \$9.50  
**EA10C** 100a sup/led in cabinet \$7.50  
**EA10C** 100a sup/led in cabinet \$7.50  
**EASC** or EA10C shipping \$3.00

## INTERNATIONAL ELECTRONICS UNLIMITED

**LEDs**

Jumbo diffused .20" dia x .34" l  
12" dia (R.O.M. 825)

RED	\$1.00	\$2.25	.06ea	.078ea
CLEAR	1.10	2.50	.09ea	.085ea
WHITE	1.10	2.50	.09ea	.085ea
YELLOW	1.40	3.25	.11ea	.10ea
GREEN	1.40	3.25	.11ea	.10ea

**TR1-State** (change from red to green by reversing polarity)

1" x 10"	.95ea
1" x 5"	.75ea

**Subminiature diffused**

pk-10	pk-25	100-	1000-	
RED	\$1.00	\$2.25	.06ea	.078ea
CLEAR	1.10	2.50	.09ea	.085ea
GREEN	1.40	3.25	.11ea	.10ea
YELLOW	1.40	3.25	.11ea	.10ea

**LED MOUNTING CLIP A RING**

FOR .20" (Jumbo) LED

pk-10	pk-25	pk-100	1000-
\$1.25	2.75	7.00	.06ea

**DIPSWITCHES**

ea 10-25	25
4w 6pin SPST	\$1.65 \$1.55 \$1.45ea
8w 16pin SPST	2.10 1.95 1.85
10w 20pin SPST	2.20 2.05 1.95

**DIOIDES**

1N306A	15/51	100-	1000-
1N4001	12/51	100-	1000-
1N4007	10/51	100-	1000-
1N4148	10/51	100-	1000-
Germanium diodes	12/51	100-	1000-

**SOCKETS**

low profile - solder tail

8 pin ea	10- 100-	1000-
14 pin ea	20- 100-	1000-
18 pin ea	20- 100-	1000-
24 pin ea	45- 40ea	.30ea
40 pin ea	65- 60ea	.60ea

**WIRE WREAP**

3 level gold plate contacts  
tin plate tails

14 pin	50- 100-	1000-	
16 pin	.60	.57ea	.49ea

**SOLID STATE TRIMMER**

5V

ea 10-	100-	
\$1.25	1.10ea	1.00ea

**MINIATURE CERMET TRIMMER**

Single turn Mecco B01A  
Sw. 2 20K 100ppm/5C  
15" high x 1.25" dia  
500ohm 1K 20K 25K 50K  
100K 500K 1M

**UNIVERSAL BREADBOARD IC BEZELBOARD**

ea 10-25  
\$1.25 \$1.05 \$0.95

**TANTALUM CAPACITOR KIT**

SOLID DIP 200V

1uf/35V	2.2uf/20V	10uf/25V
2.2uf/25V	3.3uf/35V	15uf/20V
3.3uf/50V	4.7uf/25V	22uf/25V
4.7uf/50V	6.8uf/35V	33uf/15V
1.5uf/20V		

**ELECTROLYTIC CAPACITOR KIT**

AXIAL LEADS

1mf/50V	2.2uf/25V	220uf/50V
2.2uf/50V	3.3uf/25V	470uf/25V
3.3uf/50V	4.7uf/25V	1000uf/25V
4.7uf/50V	10uf/25V	2200uf/40V
10uf/50V	100uf/25V	

**EAS** See of above \$19.50  
**EMC** See supplied in cabinet \$29.50  
**EA10C** 100a of above \$9.50  
**EA10C** 100a sup/led in cabinet \$7.50  
**EA10C** 100a sup/led in cabinet \$7.50  
**EASC** or EA10C shipping \$3.00

## FUNCTION GENERATOR KIT

Produces sine, triangle and square wave output at 0-20V variable amplitude (peak to peak) from 2Hz to 200KHz. In 5 ranges - a high quality and versatile instrument - ideally suited for the hobbyist and experimenters.

**BASIC KIT** includes PC Board (1.6" x 3")  
8038 IC and all board mounted electronics (switches and pots not included)  
1 1/2VDC required ..... \$17.50

**POWER SUPPLY** includes transformer (12V/250ma wall mt.), PC Board (1.6" x 3") and necessary parts to produce 1 1/2VDC ..... \$16.50

**CASE** (Hammond 15910G) 2" x 3.5" x 6" and necessary switches, pots, etc. to build a complete instrument... \$19.75

**REGULATED POWER SUPPLY KIT** Uses +5V and +12V 10-220 regulators. Kit includes PC Board (1.6" x 3"), Rectifiers, 7805 & 7812 Regulators, Capacitors & Heat Sinks. Transformer not included. Fits PCB slots of Hammond Case 15910G. \$4.95ea

**POWER SUPPLY KIT**

HAMMOND PLASTIC CASES

15910R	4.00" x 2.64" x 1.32"	32.20
15910B	4.75" x 2.26" x 1.56"	41.10
15910D	6.00" x 3.15" x 1.20"	67.95

**WALL MOUNT TRANSFORMER**

117V/12WAC 250ma 60Hz \$3.75  
117V/12WAC 1 amp 60Hz \$4.95

**74LS SERIES**

74LS00	25	74LS090	50	74LS181	2.00
74LS01	25	74LS095	75	74LS182	6.00
74LS02	25	74LS107	40	74LS183	6.00
74LS03	25	74LS109	40	74LS184	6.00
74LS04	27	74LS112	40	74LS187	6.00
74LS05	27	74LS113	40	74LS188	6.00
74LS06	27	74LS114	50	74LS189	6.00
74LS07	27	74LS115	50	74LS190	6.00
74LS08	25	74LS116	50	74LS191	6.00
74LS09	25	74LS117	50	74LS192	6.00
74LS10	25	74LS118	50	74LS193	6.00
74LS11	25	74LS119	50	74LS194	6.00
74LS12	25	74LS120	50	74LS195	6.00
74LS13	25	74LS121	50	74LS196	6.00
74LS14	25	74LS122	50	74LS197	6.00
74LS15	25	74LS123	50	74LS198	6.00
74LS16	25	74LS124	50	74LS199	6.00
74LS17	25	74LS125	50	74LS200	6.00
74LS18	25	74LS126	50	74LS201	6.00
74LS19	25	74LS127	50	74LS202	6.00
74LS20	25	74LS128	50	74LS203	6.00
74LS21	25	74LS129	50	74LS204	6.00
74LS22	25	74LS130	50	74LS205	6.00
74LS23	25	74LS131	50	74LS206	6.00
74LS24	25	74LS132	50	74LS207	6.00
74					



# Builders! Check These Great Values and New Items Available Now at the Radio Shack Store or Dealer Near You!

## Video, IF and FM Detector ICs



**NEW!**  
Low As  
**179**

**Ideal for Building Receiver Circuits!**

- A MC1330 Video Detector.** Fully balanced, high linearity. Video and AFT outputs. With specs. 276-1757 ..... 2.49
- B MC1350 IF Amplifier.** Built-in AGC. Usable from DC to 60 MHz! For video and audio. With specs. 276-1758 ..... 2.19
- C MC1358 FM Detector.** IF amp (100 kHz to 5.5 MHz), limiter, FM detector, audio driver. 14-pin. 276-1759 ..... 1.79

## DIP Relay



**2.99**

**Actual Size!**

Fits DIP sockets or PC boards, measures only  $\frac{3}{8} \times \frac{7}{16}$ !" 5VDC, 56-ohm coil. SPDT contacts: 1A @ 125VAC. 275-216 ..... 2.99

## Top-Quality LS ICs on Sale!

**Save Up to 33%** Reg. Low As 79¢ **59¢**

• Faster Than TTL • With Pin-Out & Specs

Description	Type	Cat. No.	Reg.	SALE
Quad 2-Input NAND Gate	74LS00	276-1900	.79	.59
Quad 2-Input NOR Gate	74LS02	276-1902	.79	.59
Hex Inverter	74LS04	276-1904	.79	.59
Quad 2-Input AND Gate	74LS08	276-1908	.79	.59
Quad 2-Input OR Gate	74LS32	276-1915	.89	.69
Dual D Flip Flop	74LS74	276-1919	.79	.59
4-Bit Bi-stable Latch	74LS75	276-1920	.99	.79
Decade Counter	74LS90	276-1923	1.09	.89
Retrig. Monostable Multivibrator	74LS123	276-1926	1.49	1.19
1 of 8 Decoder / Demultiplexer	74LS138	276-1939	1.19	.99
4-Binary Counter	74LS161	276-1931	1.39	1.09
8-Bit Shift Register	74LS164	276-1932	1.39	1.09
Quad D Flip Flop	74LS175	276-1934	1.19	.99
Up/Down Binary Counter	74LS193	276-1936	1.49	1.19
Octal Inverting Bus/Line Driver	74LS240	276-1940	1.99	1.49
Octal 3-State Non-Inv. Driver	74LS244	276-1941	1.99	1.49
Octal Non-Inv. Bus Transceiver	74LS245	276-1942	2.99	1.99
Hex Buffer (3-State)	74LS367	276-1835	1.29	.99
Octal D Latch, Fall Through	74LS373	276-1943	2.39	1.59
Octal D Flip Flop (Edge Trig)	74LS374	276-1944	2.39	1.59

## DIP Switch

**1.49**



**Fits 8-Pin DIP Socket**

Four-position, ideal for digital projects and low-current applications. 275-1304 ..... 1.49

## Hobby Motors



**NEW!**  
Only  
**99¢**  
Pkg. of 2

Ideal for models, solar-powered projects, or as low-voltage generators. 1½ to 6VDC. With gear. 273-219 ..... Pkg. of 2/99¢

## Microwave Diodes



**1.99**  
Pkg. of 2

**NEW!**


H-P 5082-2835. Manufacturer's prime! Low-noise Schottkys with 1 pf max. capacitance. 276-1124 ..... 1.99



**IF Filters**  
**NEW!**  
Only  
**1.99**  
Pkg. of 2

SFE10.7MA5-A. Quality ceramic filters for 10.7 MHz FM IFs. Input/output impedance: 330 ohms. Bandwidth: 280 kHz (3 db). 272-1301 ..... Pkg. of 2/1.99

## Computer Connectors



**4.99**  
Each

- A D-Submini Male.** Plugs into RS-232 jack. 276-1559 ..... 4.99
- B D-Submini Female.** Ideal for extensions. 276-1565 ..... 4.99

## 18V Transformer

**6.99**

**Build a Power Supply!**



Steel frame. 120VAC primary. Center-tapped 18VAC secondary, rated 2A. 2¾x2¼x2". 273-1515 ..... 6.99

## Magnet Wire

**4.49**  
Set of 3



**Ideal for Winding Coils**

Assortment includes 40 ft. of 22-gauge, 75 ft. of 26-gauge, 200 ft. of 30-gauge. 278-1345 ..... Set 4.49

## Solar Cell



**NEW!**  
**3.95**

New 2.5 x 5 cm polycrystalline-type cell. 0.42V typical. Max. current: 0.2A. 276-124 ..... 3.95

## D to A Chip



**NEW!**  
**4.49**  
Put Your  
Micro to Work!

DAC801. Produces up to 20V peak-to-peak output with 8-bit digital input. 16-pin, data included. 276-1791 ..... 4.49

## DPDT DIP Relays

**4.49**  
Each

Fit  
16-Pin  
Sockets



12VDC, 280-Ohm Coil. Contacts: 1 amp at 120VAC. 275-213 ..... 4.49  
5VDC, 50-Ohm Coil. With features of above. 275-215 ..... 4.49

## Now — PC Boards In 2 Steps!



**2.49**  
Set of 4

**NEW!**  
**Direct-Etch Dry Transfers.** Just rub your circuit (strips, circles, IC pads, etc.) onto board . . . and you're ready to etch! 276-1577 ..... Set 2.49

## Let's Wrap!




**5.95** **2.39** Each

- A Wire-Wrapping Tool.** 4½"-long, metal. 276-1570 ..... 5.95
- B 30-Gauge Kynar Wire**

Color	Cat. No.	Color	Cat. No.
Red	278-501	White	278-502
Blue	278-503	Yellow	278-504

## Hi-Style Knobs



**NEW!** Low As **1.69** Pkg. of 2

- A Two-tone "top hat" for ¼" shafts.** 274-423 ..... Pkg. of 2/1.69
- B Neat "metal-look" for ¼" shafts.** 274-424 ..... Pkg. of 2/1.89

## Adjustable Zener IC



**NEW!**  
**1.89**

**2.5 to 36VDC Range**  
TL431. Will sink 1 to 100 mA. Use in voltage monitors, series regulators, over-voltage protectors. 8-pin with data. 276-559 ..... 1.89

## Stepped Stereo Controls



Only  
**1.99**  
Each

• 41 Detents  
• ¼" Shafts

Value	Cat. No.	Value	Cat. No.
5k	271-1730	100k	271-1732
10k	271-1731	500k	271-1733

Why Wait (and Pay) for Mail Order?  
In Stock Now at Our Store Near You

Retail prices may vary at individual stores and dealers.

# Radio Shack®

A DIVISION OF TANDY CORPORATION  
OVER 8000 LOCATIONS IN 53 COUNTRIES

CIRCLE 3 ON FREE INFORMATION CARD

NOVEMBER 1981

113







# 7400

SN7400N	.19	SN74123N	.59
SN7401N	.22	SN74125N	.39
SN7402N	.22	SN74126N	.44
SN7403N	.22	SN74127N	.59
SN7404N	.22	SN74128N	.69
SN7405N	.23	SN74129N	.75
SN7406N	.23	SN74130N	.95
SN7407N	.23	SN74141N	.79
SN7408N	.26	SN74142N	2.95
SN7409N	.26	SN74143N	2.95
SN7410N	.22	SN74144N	2.95
SN7411N	.29	SN74145N	.62
SN7412N	.29	SN74147N	1.95
SN7413N	.39	SN74148N	1.20
SN7414N	.59	SN74149N	1.09
SN7415N	.29	SN74151N	.67
SN7417N	.29	SN74152N	.67
SN7420N	.22	SN74153N	.67
SN7421N	.35	SN74154N	1.19
SN7422N	.39	SN74155N	.78
SN7423N	.29	SN74156N	.78
SN7425N	.29	SN74157N	.99
SN7426N	.29	SN74158N	1.65
SN7427N	.25	SN74160N	.88
SN7428N	.45	SN74161N	.88
SN7430N	.23	SN74162N	.89
SN7432N	.29	SN74164N	.87
SN7437N	.25	SN74164N	.87
SN7438N	.29	SN74165N	.87
SN7439N	.29	SN74166N	1.20
SN7440N	.19	SN74167N	1.95
SN7441N	.29	SN74168N	1.09
SN7442N	.57	SN74172N	4.75
SN7443N	.95	SN74173N	.79
SN7444N	.95	SN74174N	.89
SN7445N	.79	SN74175N	.85
SN7446N	.79	SN74176N	.76
SN7447N	.65	SN74177N	.75
SN7448N	.79	SN74179N	1.34
SN7450N	.19	SN74180N	.75
SN7451N	.19	SN74181N	1.75
SN7453N	.19	SN74182N	1.75
SN7454N	.19	SN74184N	2.25
SN7459N	.25	SN74185N	2.25
SN7460N	.23	SN74186N	9.95
SN7470N	.29	SN74188N	3.90
SN7472N	.29	SN74189N	1.15
SN7473N	.29	SN74190N	1.15
SN7474N	.34	SN74192N	.85
SN7475N	.38	SN74193N	.85
SN7476N	.34	SN74194N	.85
SN7477N	.40	SN74195N	.68
SN7480N	.49	SN74196N	.95
SN7482N	.95	SN74197N	.85
SN7483N	.95	SN74198N	1.39
SN7485N	.65	SN74199N	1.39
SN7486N	.35	SN74212N	1.19
SN7489N	.175	SN74215N	.95
SN7490N	.39	SN74217N	1.05
SN7491N	.57	SN74279N	.75
SN7492N	.45	SN74283N	1.40
SN7493N	.45	SN74284N	3.90
SN7494N	.45	SN74285N	3.90
SN7495N	.65	SN74290N	1.25
SN7496N	.69	SN74296N	.95
SN7497N	2.30	SN74365N	.68
SN74100N	1.20	SN74366N	.68
SN74107N	.92	SN74367N	.68
SN74109N	.37	SN74368N	.68
SN74116N	.95	SN74390N	1.45
SN74121N	.39	SN74393N	1.90
SN74122N	.29	SN74490N	1.90

# 74LS00

74LS00N	.26	74LS164N	1.19
74LS01N	.29	74LS165N	.89
74LS02N	.28	74LS166N	2.48
74LS03N	.28	74LS168N	1.15
74LS04N	.35	74LS169N	1.15
74LS05N	.28	74LS170N	1.99
74LS08N	.26	74LS173N	.89
74LS10N	.75	74LS174N	.89
74LS11N	.39	74LS175N	.89
74LS12N	.33	74LS181N	2.20
74LS13N	.47	74LS190N	1.15
74LS14N	.36	74LS191N	1.15
74LS15N	.33	74LS193N	.98
74LS20N	.26	74LS194N	1.15
74LS21N	.33	74LS195N	.95
74LS22N	.33	74LS196N	.95
74LS23N	.33	74LS197N	.89
74LS27N	.33	74LS221N	1.15
74LS28N	.33	74LS240N	1.69
74LS30N	.26	74LS241N	1.69
74LS32N	.33	74LS242N	1.69
74LS33N	.55	74LS243N	1.69
74LS37N	.45	74LS244N	1.49
74LS38N	.39	74LS245N	2.20
74LS40N	.26	74LS247N	1.10
74LS42N	.79	74LS248N	1.10
74LS47N	.79	74LS249N	1.19
74LS48N	.95	74LS251N	1.40
74LS51N	.26	74LS253N	.98
74LS54N	.29	74LS257N	.85
74LS55N	.29	74LS258N	.98
74LS56N	.45	74LS259N	2.95
74LS57N	.45	74LS279N	.59
74LS73N	.59	74LS281N	2.49
74LS76N	.45	74LS286N	.59
74LS78N	.45	74LS273N	1.75
74LS83AN	.79	74LS275N	4.40
74LS83N	.79	74LS276N	4.40
74LS86N	.45	74LS283N	.99
74LS90N	.57	74LS290N	.99
74LS92N	.75	74LS293N	.99
74LS93N	.75	74LS295N	1.10
74LS95N	.68	74LS296N	1.19
74LS96N	.99	74LS324N	1.75
74LS107N	.45	74LS347N	1.95
74LS109N	.45	74LS348N	1.95
74LS112N	.43	74LS352N	1.19
74LS113N	.43	74LS353N	1.19
74LS114N	1.15	74LS363N	4.49
74LS122N	.55	74LS365N	.69
74LS123N	1.19	74LS366N	.69
74LS124N	1.35	74LS367N	.69
74LS125N	.69	74LS368N	.69
74LS126N	.95	74LS373N	1.89
74LS132N	.79	74LS374N	1.89
74LS136N	.49	74LS375N	.69
74LS138N	.85	74LS377N	1.95
74LS139N	.85	74LS385N	1.95
74LS145N	.25	74LS386N	.65
74LS148N	1.49	74LS390N	1.95
74LS151N	.79	74LS393N	1.95
74LS153N	.79	74LS395N	1.70
74LS154N	1.70	74LS399N	2.35
74LS155N	1.15	74LS424N	2.95
74LS156N	.99	74LS568N	1.75
74LS157N	.85	74LS670N	2.29
74LS158N	.75	81LS95N	1.69
74LS160N	1.05	81LS96N	1.69
74LS161N	1.15	81LS97N	1.69
74LS162N	1.05	81LS98N	1.69
74LS163N	1.05		

# LINEAR

78H05	5.95	MC1358	1.75
78M06	1.49	LM1414N	1.90
78M.G.	1.49	LM1458CN	4.49
LM105H	1.49	MC1488N	1.99
LM108AH	2.95	MC1489N	.99
LM300H	.79	LM1496N	.89
LM301CN/H	.35	LM1555N	1.50
LM304H	.98	LM1820N	.95
LM305H	1.25	LM1850N	.95
LM306H	3.25	LM1899N	3.10
LM307CN/H	.29	LM2111N	1.75
LM308CN/H	.98	LM2900N	.99
LM309K	1.49	LM2901N	2.50
LM310CN	.69	LM2917N	2.95
LM311DCN/XX	.99	CA3013T	2.19
LM312H	1.75	CA3018T	1.99
LM317T	1.70	CA3021T	3.49
LM318CN/H	1.49	CA3023T	2.99
LM319H	1.25	CA3035T	2.75
LM320K-XX	1.05	CA3039T	1.29
LM320T-XX	1.39	CA3046N	1.29
LM320H-XX	1.25	LM3053N	1.49
LM323K	4.95	CA3059N	3.19
LM324N	.95	CA3069N	3.19
LM337H	5.95	CA3062N	4.95
LM338K	6.95	LM3065N	1.49
LM339N	.95	CA3080T	1.29
LM340K-XX	1.75	CA3081N	1.69
LM340T-XX	1.25	CA3082N	1.69
LM340H-XX	1.25	CA3083N	1.69
LM344H	1.95	CA3086N	.80
LM349N	1.20	CA3089N	2.99
LM350K	5.60	CA3096N	3.49
LM359CN	.98	CA3097N	1.99
LM360N	1.49	CA3130T	.30
LM372N	1.95	CA3140N	1.19
LM376N	3.75	CA3146N	2.49
LM377N	2.75	CA3160T	1.19
LM380CN/H	1.25	CA3190N	1.95
LM381N	1.79	CA3191N	.59
LM383T	1.95	MC3423N	1.49
LM386N	1.25	MC3460N	3.95
LM387N	1.40	S63524N	3.95
LM390N	1.95	CA3600N	3.39
NE531V/T	3.75	LM3900N	.59
NE555V	.99	LM3905N	1.19
NE556N	.98	LM3909N	.98
NE561T	1.95	LM3914N	3.75
NE565N/H	1.25	LM3915N	3.95
NE566H/V	1.75	LM3916N	3.75
RC4131N	1.95	NE567N	1.95
NE592N	2.75	RC4136N	1.10
LM702H	.99	RC4151N	3.70
LM709H/V	.29	RC4194T	4.95
LM710H/V	.75	RC4195T	5.40
LM711H	.35	LM711N	1.25
LM715N	1.95	ULN2003	1.50
LM723N/H	.65	SN75450N	.59
LM733N/H	.98	SN75451N	.35
LM739N	1.15	SN75452N	.49
LM747CN/H	3.39	SN75453N	2.19
LM747CN-1	.19	SN75454N	.49
LM747H/V	.75	SN75491N	.89
LM748H/V	.39	SN75492N	.89
LM760CN	2.95	SN75493N	.89
LM71310N	1.95	SN75494N	.89
MC1330	1.95	LM7484CN	5.95
MC1350	1.95	TL96CP	1.65

# CMOS

CD4000	.35	CD4098	2.29
CD4001	.35	CD4099	2.25
CD4002	.35	MC14408	12.95
CD4006	1.05	MC14409	12.95
CD4007	.25	MC14410	12.95
CD4008	1.39	MC14411	12.95
CD4009	.45	MC14415	8.95
CD4010	.45	MC14419	4.95
CD4011	.35	CD4501	.39
CD4012	.25	CD4502	1.65
CD4013	.45	CD4503	.95
CD4014	1.39	CD4505	8.95
CD4015	1.15	CD4506	.75
CD4016	.59	CD4507	.95
CD4017	1.19	CD4508	3.75
CD4018	.99	CD4510	3.19
CD4019	.45	CD4511	1.19
CD4020	1.10	CD4512	1.39
CD4021	1.19	CD4515	2.75
CD4022	1.15	CD4516	1.45
CD4023	.29	CD4518	1.39
CD4024	.75	CD4520	1.25
CD4025	.25	CD4555	4.95
CD4027	.65	CD4556	.99
CD4028	.85	CD4566	2.25
CD4029	1.29	74C00	.35
CD4030	.45	74C02	.35
CD4031	3.25	74C04	.35
CD4032	2.15	74C08	.35
CD4034	3.25	74C10	.35
CD4035	.95	74C14	.72
CD4037	.95	74C20	.35
CD4040	1.29	74C30	.35
CD4041	1.25	74C32	.99
CD4042	.95	74C42	1.89
CD4043	.85	74C48	1.35
CD4044	.85	74C73	.75
CD4046	1.75	74C74	.75
CD4047	1.25	74C85	1.79
CD4048	.99	74C89	5.95
CD4049	.45	74C90	1.19
CD4050	.69	74C93	1.19
CD4051	1.10	74C95	1.49
CD4052	1.10	74C107	1.19
CD4053	1.10	74C151	2.49
CD4055	3.95	74C154	3.50
CD4056	2.95	74C157	2.10
CD4059	9.25	74C160	1.65
CD4060	1.39	74C161	1.55
CD4066	.75	74C163	1.65
CD4069	.35	74C184	1.55
CD4070	.49	74C173	1.35
CD4071	.35	74C174	1.35
CD4072	.35	74C175	1.35
CD4073	.35	74C192	1.65
CD4075	.35	74C193	1.65
CD4078	1.29	74C195	1.55
CD4077	.35	74C200	2.19
CD4078	.35	74C244	2.19
CD4081	.35	74C373	2.39
CD4082	.35	74C374	2.39
CD4085	1.95	74C922	5.39
CD4086	2.95	74C923	5.39
CD4093	.99	MM80C95	1.50
CD4094	2.95	MM80C97	1.25

# RETAIL STORES OPEN MON-SAT

STORE #1: 1310 'B' E. Edinger, Santa Ana, CA 92705 Showrooms, Retail, Warehouse  
 STORE #2: 542 Triunfo Road, San Jose, CA 95131 • (408) 946-7010  
 \*Retail prices may vary.



## EDUCATION & INSTRUCTION

**LEARN** ham license code in days. Revolutionary course guarantees success even if you failed before! Only \$39.95 to: **CODE QUICK**, Box 3261, Industry, CA 91744, or request details

**UNIVERSITY** degrees by mail! Bachelors, Masters, Ph.D's . . . Free revealing details. **COUNSELING**, Box 317-RE11, Tustin, CA 92680

## Be an FCC LICENSED Electronic Technician

Earn up to \$600 a Week & More!  
No costly school - The Original FCC Tests-Answers exam manual that prepares you at home for FCC General Radiotelephone License. Newly revised multiple-choice exams cover all areas tested on the actual FCC Govt exam! No previous experience required. \$12.95 post-paid. Moneyback Guarantee.  
Dept. E P.O. Box 26348, San Francisco, CA 94126



COMPLIANT PRODUCTIONS

## ATTENTION ELECTRONIC TECHNICIANS



Highly Effective Home Study BSEE Degree Program for Experienced Electronic Technicians  
Our New Advanced Placement Program grants Credit for previous Schooling & Professional Experience. Advance Rapidly! Our 36th Year!  
FREE DESCRIPTIVE LITERATURE!  
Cook's Institute of Electronics Engineering  
DESK 15, P.O. BOX 20345, JACKSON, MS 39209

## REEL TO REEL TAPE

**OPEN** reel tape—mostly Ampex, used once, unspliced, (unboxed) 7" 1800' or 2400'—50 reels for \$60.00 (postpaid) 3600' 10 1/2" reels \$2.00 each. Sample reel \$1.50. **AUDIO TAPES**, Box 9584-G, Alexandria, VA 22304

# VIDEO

## 36 Channel Up Converter for TV & VTR



Cable VHF to UHF  
1-3 pieces \$29.95 ea.  
4 pieces & up \$24.95 ea.

Model V5736

- Allows complete programming of VTR
- Watch or record any combination of standard or Pay-TV programs
- Receives Midband and Superband channels on UHF
- For Beta/VHS type recorders

## BRUCE 37- Channel Wireless Remote Control TV Tuner Commander 500

1-9 pcs.

\$109.95 ea.

10 pcs. & up

\$99.95 ea. Reg. \$199.95



- For all channels; for all TV's
- Red LED channel readout 1-99
- Master power switch and fine tune controls on remote ○ Easy to install
- Scan channels up and down

## TEKNIKA Wireless Remote Control TV Tuner



\$109.95 ea. Reg. \$169.95 Model 6301

- Easy to install; just 4 wires
- Electronic channel selection and indication. VHF: 2-12, UHF: 14-83,
- Ultra-Infrared Beam Control
- Master power switch

### TV Accessories

7002 2 set VHF/FM Amplifier \$ 9.95 ea.

7004 4 set VHF/FM Amplifier \$12.95 ea.

### Coax Accessories

F3F 3ft, 75 ohms RG59 cable, F-F connector \$1.25 ea.

CA-2411 5-900 MHz, 2-way mini splitter \$ 1.75 ea.

F6F 6 ft, 75 ohms RG59 cable, F-F connector \$1.50 ea.

CA-2444 5-9000 MHz, 4-way splitter \$2.95 ea.

MT-1 75-300 ohms matching transformer \$ .75 ea.

DCS-A/B A/B CATV/MATV Switch \$9.00 ea.

# FORDHAM

855 Conklin St. Farmingdale, N.Y. 11735

- Master Charge
- BankAmericard
- VISA ■ COD
- Money Order
- Check

ADD FOR SHIPPING AND INSURANCE  
COD's extra  
to \$ 250.00 . . . \$ 4.50  
\$251.00 to 500.00 . . . 6.00  
501.00 to 750.00 . . . 8.50  
751.00 to 1000.00 . . . 12.00  
over 1000.00 . . . 12.50

N.Y. State residents add appropriate sales tax  
Minimum order \$25 plus \$4.50 shipping and handling.

TOLL FREE (800)645-9518

in N.Y. State call (516) 752-0050

## SAVE \$10.43 6100 DIGITAL DESIGN LAB

A Unique design accessory for engineer, student or hobbyist

Rated "BEST VALUE" by instructors

Designer only: \$59.95 Assembled Kit: \$49.95

The 6100 **UNIVERSAL DESIGNER** is an indispensable aid to digital IC design. Plugs directly into breadboard elements to provide most often used inputs and outputs at LOW cost.

### Save Time and Money!

- Quick and easy breadboarding connections
- Build digital circuits, games, audio circuits and more.
- Timesaving digital design aid
- Re-use as many times as you want
- Easy transition from prototype to wiring diagram
- Ideal for digital training classes
- Great addition to Engineering lab

### Features Include:

- 2 Bounceless pushbuttons
- 2 Readouts with BCD inputs
- 4 Switch outputs
- 8 LED monitors
- 2 Variable Clock Generators
- 2 Decade Counters
- 5-Volt Supply Pins
- Complete Instruction Manual

### Learn Digital Logic - 26 Experiments

6101 "Experimenting with Digital Circuits"

- All necessary parts included
- Learn gating, binary addition, subtraction and more
- Get hands-on experience by building circuits and performing experiments.
- No logic experience necessary. Good for beginners, intermediates, electronic enthusiasts \$29.95

### Assemble Circuits in Minutes—Re-use Components - GSC Quick-Test Breadboards

QT47B	\$ 2.59
QT47S	10.24
QT59B	2.99
QT59S	12.50

### 21654 Guide to CMOS Basics \$8.95

CMOS devices, their characteristics and design rules. 22 useful experiments demonstrate concepts.

### 21452 Electronics Thru Troubleshooting 10.95

Practical troubleshooting situations and simple, reproducible examples. Fifteen chapters including question and answer section. Liberally illustrated.

### 21626 Design of Transistor Circuits 12.95

A self-teaching course on designing transistors circuits. Explores fundamentals of active semiconductors.

### 21740 Basic Electricity / Electronics 29.95

5 volume set features unique programmed teaching method. Provides basic preparation for electronics, radio and TV repair. No previous knowledge required.

**ETRONIX**

14803 NE 40th, Dept. ERE11  
Redmond, WA 98052 (206) 881-0857



FOR FAST DELIVERY CALL:  
TOLL FREE 1-800-426-1044

NAME \_\_\_\_\_ ADDRESS \_\_\_\_\_  
CITY \_\_\_\_\_ STATE \_\_\_\_\_ ZIP \_\_\_\_\_  
 VISA  MASTERCARD CARD NO. \_\_\_\_\_ EXP. \_\_\_\_\_ SIG. \_\_\_\_\_  
 Please send information on additional products available.

### NO RISK GUARANTEE

If the products listed here do not meet your expectations, you may return them within 30 days for a full refund. Your satisfaction is our most important concern. Covers kit products prior to assembly.

### New! JW Jumper Wire Design Asst.



Contains 350 wires cut to 14 different lengths, to fit breadboard modules. Pre-cut, pre-formed and individually color-coded. All wire solid tinned, 22 gauge with PCV insulation. Packed in convenient, sectioned box. \$9.95

## SAVE \$10.43 ON COMPLETE DIGITAL DESIGN LAB NOW ONLY \$77.95

6100 Universal Designer	\$59.95
1 QT59S Breadboard	12.50
2 QT59B @ 2.99	5.98
1 Jumper Wire Asst	9.95
<b>TOTAL</b>	<b>\$88.38</b>
<b>SAVING \$10.43</b>	<b>\$77.95</b>

### Please rush the following:

QUAN.	DESIGN LAB.	QUAN.	JUMPER WIRE ASST.
___	Design Lab. \$77.95	___	Jumper Wire Asst. \$ 9.95
___	Designer only 59.95	___	6101 Logic Course 29.95
___	Designer kit 49.95	___	Book 21654 8.95
___	QT47B 2.59	___	Book 21542 10.95
___	QT47S 10.24	___	Book 21626 12.95
___	QT59B 2.99	___	Book 21740 29.95
___	QT59S 12.50		

ORDER TOTAL \_\_\_\_\_

Add 6% for postage \_\_\_\_\_

Add \$2.00 handling (under \$25) **2.00**

Add \$1.00 per \$1.00 insurance \_\_\_\_\_

TOTAL \_\_\_\_\_



**ramsey****the first name in Counters!****9 DIGITS 600 MHz \$129<sup>95</sup> WIRED**

**PRICES:**

CT-90 wired, 1 year warranty	\$129.95
CT-90 Kit, 90 day parts warranty	109.95
AC-1 AC adapter	3.95
BP-1 Nicad pack + AC Adapter/Charger	12.95
OV-1 Micro-power Oven time base	49.95
External time base input	14.95

The CT-90 is the most versatile, feature packed counter available for less than \$300.00! Advanced design features include; three selectable gate times, nine digits, gate indicator and a unique display hold function which holds the displayed count after the input signal is removed! Also, a 10mHz TCXO time base is used which enables easy zero beat calibration checks against WWV. Optionally; an internal nicad battery pack, external time base input and Micro-power high stability crystal oven time base are available. The CT-90, performance you can count on!

**SPECIFICATIONS:**

Range:	20 Hz to 600 MHz
Sensitivity:	Less than 10 MV to 150 MHz Less than 50 MV to 500 MHz
Resolution:	0.1 Hz (10 MHz range) 1.0 Hz (60 MHz range) 10.0 Hz (600 MHz range)
Display:	9 digits 0.4" LED
Time base:	Standard-10,000 mHz, 1.0 ppm 20-40°C Optional Micro-power oven-0.1 ppm 20-40°C
Power:	8-15 VAC @ 250 ma

**7 DIGITS 525 MHz \$99<sup>95</sup> WIRED****SPECIFICATIONS:**

Range:	20 Hz to 525 MHz
Sensitivity:	Less than 50 MV to 150 MHz Less than 150 MV to 500 MHz
Resolution:	1.0 Hz (5 MHz range) 10.0 Hz (50 MHz range) 100.0 Hz (500 MHz range)
Display:	7 digits 0.4" LED
Time base:	1.0 ppm TCXO 20-40°C
Power:	12 VAC @ 250 ma

The CT-70 breaks the price barrier on lab quality frequency counters. Deluxe features such as; three frequency ranges - each with pre-amplification, dual selectable gate times, and gate activity indication make measurements a snap. The wide frequency range enables you to accurately measure signals from audio thru UHF with 1.0 ppm accuracy - that's .0001%! The CT-70 is the answer to all your measurement needs, in the field, lab or ham shack.

**PRICES:**

CT-70 wired, 1 year warranty	\$99.95
CT-70 Kit, 90 day parts warranty	84.95
AC-1 AC adapter	3.95
BP-1 Nicad pack + AC adapter/charger	12.95

**7 DIGITS 500 MHz \$79<sup>95</sup> WIRED****PRICES:**

MINI-100 wired, 1 year warranty	\$79.95
AC-Z Ac adapter for MINI-100	3.95
BP-Z Nicad pack and AC adapter/charger	12.95

Here's a handy, general purpose counter that provides most counter functions at an unbelievable price. The MINI-100 doesn't have the full frequency range or input impedance qualities found in higher price units, but for basic RF signal measurements, it can't be beat! Accurate measurements can be made from 1 MHz all the way up to 500 MHz with excellent sensitivity throughout the range, and the two gate times let you select the resolution desired. Add the nicad pack option and the MINI-100 makes an ideal addition to your tool box for "in-the-field" frequency checks and repairs.

**SPECIFICATIONS:**

Range:	1 MHz to 500 MHz
Sensitivity:	Less than 25 MV
Resolution:	100 Hz (slow gate) 1.0 KHz (fast gate)
Display:	7 digits, 0.4" LED
Time base:	2.0 ppm 20-40°C
Power:	5 VDC @ 200 ma

**8 DIGITS 600 MHz \$159<sup>95</sup> WIRED****NEW READ RECEIVER FREQUENCY****SPECIFICATIONS:**

Range:	20 Hz to 600 MHz
Sensitivity:	Less than 25 mv to 150 MHz Less than 150 mv to 600 MHz
Resolution:	1.0 Hz (60 MHz range) 10.0 Hz (600 MHz range)
Display:	8 digits 0.4" LED
Time base:	2.0 ppm 20-40°C
Power:	110 VAC or 12 VDC

The CT-50 is a versatile lab bench counter that will measure up to 600 MHz with 8 digit precision. And, one of its best features is the Receive Frequency Adapter, which turns the CT-50 into a digital readout for any receiver. The adapter is easily programmed for any receiver and a simple connection to the receiver's VFO is all that is required for use. Adding the receiver adapter in no way limits the operation of the CT-50, the adapter can be conveniently switched on or off. The CT-50, a counter that can work double-duty!

**PRICES:**

CT-50 wired, 1 year warranty	\$159.95
CT-50 Kit, 90 day parts warranty	119.95
RA-1, receiver adapter kit	14.95
RA-1 wired and pre-programmed (send copy of receiver schematic)	29.95

**DIGITAL MULTIMETER \$99<sup>95</sup> WIRED****PRICES:**

DM-700 wired, 1 year warranty	\$99.95
DM-700 Kit, 90 day parts warranty	79.95
AC-1, AC adapter	3.95
BP-3, Nicad pack + AC adapter/charger	19.95
MP-1, Probe kit	2.95

The DM-700 offers professional quality performance at a hobbyist price. Features include; 26 different ranges and 5 functions, all arranged in a convenient, easy to use format. Measurements are displayed on a large 3 1/2 digit, 1/2 inch LED readout with automatic decimal placement, automatic polarity, overrange indication and overload protection up to 1250 volts on all ranges, making it virtually goof-proof! The DM-700 looks great, a handsome, jet black, rugged ABS case with convenient retractable tilt bail makes it an ideal addition to any shop.

**SPECIFICATIONS:**

DC/AC volts:	100uV to 1 KV, 5 ranges
DC/AC current:	0.1 uA to 2.0 Amps, 5 ranges
Resistance:	0.1 ohms to 20 Megohms, 6 ranges
Input impedance:	10 Megohms, DC/AC volts
Accuracy:	0.1% basic DC volts
Power:	4 'C cells

**AUDIO SCALER**

For high resolution audio measurements, multiplies UP in frequency.

- Great for PL tones
- Multiplies by 10 or 100
- 0.01 Hz resolution!

\$29.95 Kit \$39.95 Wired

**ACCESSORIES**

Telescopic whip antenna - BNC plug	\$ 7.95
High impedance probe, light loading	15.95
Low pass probe, for audio measurements	15.95
Direct probe, general purpose usage	12.95
Tilt bail, for CT 70, 90, MINI-100	3.95
Color burst calibration unit, calibrates counter against color TV signal.	14.95

**COUNTER PREAMP**

For measuring extremely weak signals from 10 to 1,000 MHz. Small size, powered by plug transformer-included.

- Flat 25 db gain
- BNC Connectors
- Great for sniffing RF with pick-up loop

\$34.95 Kit \$44.95 Wired

**ramsey electronics, inc.**

2575 BAIRD RD. • PENFIELD, NY 14526

PHONE ORDERS  
CALL 716-586-3950**TERMS**

Satisfaction guaranteed - examine for 10 days if not pleased, return in original form for refund. Add 5% for shipping - insurance to a maximum of \$10. Overseas add 15%. COD add \$2. Orders under \$10, add \$1.50. NY residents, add 7% tax.

CIRCLE 2 ON FREE INFORMATION CARD

NOVEMBER 1981

117



**STAR MODEM FROM LIVERMORE LIST PRICE \$199.00 SALE PRICE \$129.00**

0 to 300 baud data rate. Compatible with Bell 103 and 113. Answer/Organize. Full/Half Duplex. Special self test features.

**RS232 and "D" SUB-MINIATURE CONNECTORS**

MALE FEMALE

P= Plug, Male Type-S= Socket, Female Type-C= Cover, Hood

PART NO.	DESCRIPTION	PRICE
CND-DE9P	9 pin male	1-9 10-24 25-99 \$ 2.10 \$ 1.90 \$ 1.70
CND-DE9S	9 pin female	\$ 2.70 \$ 2.40 \$ 2.10
CND-DE9C	9 pin cover	\$ 1.50 \$ 1.25 \$ 1.10
CND-DA15P	15 pin male	\$ 2.75 \$ 2.45 \$ 2.15
CND-DA15S	15 pin female	\$ 3.95 \$ 3.60 \$ 3.20
CND-DA15C	15 pin cover	\$ 1.50 \$ 1.30 \$ 1.10
CND-DB25P	25 pin male	\$ 3.50 \$ 3.25 \$ 3.00
CND-DB25S	25 pin female	\$ 4.60 \$ 4.35 \$ 4.20
CND-DB51212	1 pc. grey hood	\$ 1.60 \$ 1.45 \$ 1.30
CND-P25H	2 pc. grey hood	\$ 1.50 \$ 1.25 \$ 1.10
CND-DB51226	2 pc. black hood	\$ 1.90 \$ 1.65 \$ 1.45
CND-DC37P	37 pin male	\$ 5.80 \$ 5.10 \$ 4.45
CND-DC37S	37 pin female	\$ 8.70 \$ 7.70 \$ 6.70
CND-DC37C	37 pin cover	\$ 1.80 \$ 1.55 \$ 1.30
CND-DD50P	50 pin male	\$ 8.75 \$ 7.75 \$ 6.70
CND-DD50S	50 pin female	\$11.65 \$10.25 \$ 8.90
CND-DD50C	50 pin cover	\$ 2.00 \$ 1.80 \$ 1.60
CND-D2041B	Hardware set 2 pr. RS232, DB25F, EIA Cent. 700 Series	\$ 1.00 \$ .80 \$ .70
CND-RS2328F	Class 1 cable 8 con. 8 ft.	\$19.95 \$17.95 \$15.95
CND-5730360	Printer connector	\$ 8.00 \$ 7.50 \$ 6.00

**MICROCOMPUTER PRODUCTS 6502 SERIES**

PART NO.	PRICE	PART NO.	PRICE
2016P3	8/\$100.00	6502	\$12.95
2114N3L	8/\$28.00	6502A	\$18.95
5257N3L	8/\$50.00	6520	\$8.95
2732	8/\$120.00	6522	\$10.95
2716	8/\$50.00	6530-002	\$21.95
2708	8/\$32.00	6530-003	\$21.95

**8080 SERIES**

PART NO.	PRICE	PART NO.	PRICE
INS 8080A	\$5.50	MC6800P	\$11.95
INS 8085A	\$19.95	MC6802P	\$17.95
DP8212N	\$2.95	MC6808P	\$9.95
DP8214N	\$5.25	MC6809P	\$34.95
DP8216N	\$2.95	MC6821P	\$5.95
DP8224N	\$3.25	MC6828P	\$14.95
DP8224-4N	\$9.95	MC6840P	\$14.95
DP8226N	\$3.50	MC6845P	\$31.00
DP8228N	\$5.55	MC6847P	\$14.95
DP8238N	\$5.55	MC6850P	\$5.41
INS8250N	\$15.00	MC6852P	\$5.79
INS8251N	\$7.50	MC6854P	\$24.95
INS8253N	\$17.95	MC6860P	\$10.89
INS8255N	\$6.80	MC6862P	\$12.00
INS8257N	\$16.45	MC6875L	\$7.40
INS8259N	\$18.00	MC66710P	\$12.50
INS8275N	\$59.95	MC66750P	\$12.50
INS8279N	\$49.95		

**Z80 SERIES**

PART NO.	PRICE
Z80A	\$14.95
Z80AP10	\$14.95
Z80ACTC	\$13.95
Z80ADMA	\$45.00
Z80AST00	\$59.95
Z80AST01	\$59.95
Z80AST02	\$59.95

**FLOPPY DISC CONTROLLER**

PART NO.	PRICE
FD1771B-01	\$24.95
FD1791B-01	\$44.95

**CompuPro™ from GODBOUT ELECTRONICS**

**10 MHZ 16K A&T STATIC S-100 RAM GBT-143A**

List \$349.00 **\$169.00 Ea** 3/\$450.00

**SAVE \$180.00**

- Operates up to 10 MHZ (90 ns RAM Chips)
- Assembled & Tested • Meets or exceeds all IEEE 696/S-100 specifications (including timing).
- Fully static design eliminates the timing problems associated with dynamic memories.
- Switch selectable choice of 24 address lines conforming to the IEEE 696/S-100 extended addressing specifications, or 16 address lines as used in older S-100 systems.
- Ideal for multi-user installations.
- Board is addressable as one 16K x 8 block on any 4K boundary.
- Switch selectable PHANTOM disable and write protect.
- + 5 Volt operation (requires no other supply voltages).
- Low power operation (900 mA typical, 1200 mA maximum).
- 1 year Factory Warranty.

**Vector Plugboards**

S-100 "ANY DIP" has full power and ground planes back to back. Boards accommodates .3, .4, .6, .9" Dips.

PART NO.	DESCRIPTION	PRICE
VCT-8804	1-4 5-9 10-24 \$24.67 \$22.34 \$20.02	
VCT-8800V	Universal Microcomputer/processor plugboard use with S-100 bus. Complete with heat sink & hardware. 53" x 10" x 1/16".	
VCT-8801-1	Same as 8800V except plain, less power buses & heat sink.	
VCT-3682 9.6" x 4.5"	1-4 5-9 10-24 \$13.63 \$11.04 \$11.04	
VCT-3682-2 6.5" x 4.5"	1-4 5-9 10-24 \$13.33 \$10.68 \$10.68	
VCT-3677 9.6" x 4.5"	1-4 5-9 10-24 \$13.33 \$10.68 \$10.68	
VCT-3677-2 6.5" x 4.5"	1-4 5-9 10-24 \$13.33 \$10.68 \$10.68	
VCT-3662 6.5" x 4.5"	1-4 5-9 10-24 \$8.69 \$8.69 \$8.69	
VCT-3662-2 9.6" x 4.5"	1-4 5-9 10-24 \$10.85 \$10.85 \$10.85	
VCT-3690-12 CARD EXTENDER	1-4 5-9 10-24 \$26.64 \$26.64 \$26.64	

Hi-Density Dual-In-Line Plugboard for Wire Wrap with Power & Grd. Bus Epoxy Glass 1/16" 44 pin con. spaced .156

Gen. Purpose D.I.P. Boards with Bus Pattern for Solder or Wire Wrap. Epoxy Glass 1/16" 44 pin con. spaced .156

P pattern plugboards for IC's Epoxy Glass 1/16" 44 pin con. spaced .156

Card Extender has 100 contacts 50 per side on .125 centers. Attached connector-is compatible with S-100 Bus Systems. VCT-3690 6.5" 22/44 pin .156 ctrs. Extenders ... \$15.66

**Vector BOARD**

1/16" .042 diaholes on 0.1 spacing for IC's

PART NO.	SIZE	PRICE
VCT-64P44-X	4.5" x 6.5"	1-9 10-19 \$1.56 \$1.40
VCT-169P44-X	4.7" x 17"	\$3.69 \$3.32

Phenolic Epoxy Glass

PART NO.	SIZE	PRICE
VCT-64P44	4.5" x 6.5"	\$1.83 \$1.65
VCT-64P44	4.5" x 8.5"	\$2.25 \$2.03
VCT-169P44	4.5" x 17"	\$4.61 \$4.15
VCT-169P48	8.5" x 17"	\$9.80 \$8.10

**TRS-80/APPLE MEMORY EXPANSION KITS 4 16's RAMS**

from Leading Manufacturers (16Kx1 200ns)

**8 for \$20.00**

Add \$3.00 for programming Jumpers for TRS-80 Keyboard

**POWERLINE INSOLATOR**

GOF-34AW3 3 lbs. List Price \$59.95 Sale Price \$29.00

A MUST FOR EVERY OFFICE WITH DATA PROCESSING EQUIPMENT

**SPECIAL PURCHASE GOLD 16 PIN LOW PROFILE IC. C-95 SOCKETS**

TIG-16LP pkg. of 100 \$16.00

TIG-16LP pkg. of 1000 \$120.00

OEMS Stock up at this LOW PRICE

**ZERO INSERTION FORCE TEST SOCKETS**

PART NO.	PRICE
ZIP-16DIP	1-9 10-24 25-99 \$ 5.50 \$5.35 \$4.95
ZIP-24DIP	\$ 7.50 \$7.25 \$6.95
ZIP-40DIP	\$10.25 \$9.85 \$9.50

**6 OUTLET MULTI USE CORD REEL**

SH. WT. 5 LBS.

GOF-CR1 22 ft. Cord \$24.95

GOF-CR50 50 ft. Cord \$49.95

1M-10A List \$104.95 SPECIAL \$69.95 with tube

Perfectly balanced fluorescent lighting with precision magnifier lens. Tough thermoplastic shade. Easy lens removal. New wire clip design permits easy installation and removal of fluorescent tube. Comes

**LEDU**

with plastic shield to protect tube from soiling and damage. Colors: Gray, Black, and Chocolate Brown. Comes with one 22 watt T-9 Circline fluorescent tube, 3 diopter lens. 10 lbs.

\$69.95

**SEND \$1<sup>00</sup> for 60 Page CATALOG**

**PRIORITY ONE ELECTRONICS**

9161-R DEERING AVE. • CHATSWORTH, CA 91311

**ORDER TOLL FREE (800) 423-5922 CA, AK, HI CALL (213) 709-5464**


Terms: U.S. VISA, MC, BAC, Check Money Order, U.S. Funds Only. CA residents add 6% Sales Tax MINIMUM PREPAID ORDER \$15.00. Include MINIMUM SHIPPING & HANDLING of \$2.50 for the first 3 lbs. plus 25¢ for each additional pound. Orders over 50 lbs sent freight collect. Just in case, please include your phone no. Prices subject to change without notice. We will do our best to maintain prices thru October 1981. SOCKET and CONNECTOR prices based on GOLD, not exceeding \$700.00 per oz. Sales Prices Valid only if YOU mention publication and month. Credit Card orders will be charged appropriate freight.



**BUY WITH CONFIDENCE FROM THE NATION'S LARGEST HITACHI DISTRIBUTOR**  
Hitachi Denshi, Ltd.

Single and dual trace, 15 thru 100 MHz. All high sensitivity Hitachi oscilloscopes are built to demanding Hitachi quality standards and are backed by a 2-year warranty. They're able to measure signals as low as 1mV/division (with X5 vertical magnifier). It's a specification you won't find on any other 15 or 30 MHz scopes. Plus: Z-axis modulation, trace rotation, front panel X-Y operation for all scope models, and X10 sweep magnification. And, 30 thru 100 MHz oscilloscopes offer internal signal delay lines. For ease of operation, functionally related controls are grouped into three blocks on the color coded front panel. Now here's the clincher: For what you'd expect to pay more, you actually pay less. Check our scopes before you decide. All scopes complete with probes.

**HITV302B List \$995.00**



**30MHZ DUAL TRACE OSCILLOSCOPE**  
Hitachi... The measure of quality.  
HITV152B DUAL TRACE 15MHZ (no delay)  
LIST \$735.00 **SALE \$629.00**

**SALE \$819.00**

- TV sync-separator circuit
- High-sensitivity 1mV/div (5MHz)
- Sweep-time magnifier (10 times)
- Z-axis input (intensity modulation)
- Signal delay line
- Complete with 2 probes
- CH1, CH2, DUAL, ADD, DIFF, Vertical Deflection Modes
- X-Y operation
- Trace Rotation



**HIT-V202**  
20MHz DUAL TRACE

LIST PRICE: \$850  
**SALE PRICE \$775.00**

- Dynamic range 8 div.
- TV sync separator circuit
- Built-in signal delay line (V-352)
- X-Y operation
- Sweep-time magnifier (10 times)
- Trace rotation system
- Fine adjusting, click-positioning function

**HIT-V352**  
35MHz DUAL TRACE WITH DELAY

LIST PRICE: \$1150.00  
**SALE PRICE \$950.00**

- Economically priced dual trace oscilloscope
- Square CRT with internal graticule (illuminated scale)
- High-accuracy voltage axis & time axis set at ±3% (certified at 10° to 35°C)
- High-sensitivity 1mV/div.
- Low drift
- 2 Year Warranty

**50 MHz & 100 MHz DUAL TRACE WITH CALIBRATED TIME DELAY**

**HIT V550B**  
50MHz with 3rd TRACE TRIGGER VIEW  
LIST \$1745.00

**SALE CALL**

**HIT V1050**  
100MHz with 3rd & 4th TRACE TRIGGER VIEW  
LIST \$2390.00

**SALE CALL**

The HITACHI V550B (50MHz) and V1050 (100MHz) offer all the capabilities you might expect from a lab grade oscilloscope. Capabilities such as 3rd trace trigger view, a bright 6" square CRT, and a max. sweep rate of 2ns/div (V1050) 5ns/div (V550B). Also, features you may not expect like, sensitivity of 1mV/div (V550B) .5mV/div (V1050) @ 10MHz, automatic focus correction.

**FLUKE**

MODEL D804:

**1¢ SALE DMM'S**

- Nine functions:
- 1. dc voltage
- 2. ac voltage
- 3. dc current
- 4. ac current
- 5. resistance
- 6. diode test
- 7. conductance (1-R)
- 8. logic level and continuity detect
- 9. temperature (K-type thermocouple)
- 10. Peak hold on voltage and current functions
- 11. Selectable audible indicator for continuity or level detection
- 12. 3½-digit resolution
- 13. 0.1% basic, accuracy
- 14. LCD display
- 15. Overload protection
- 16. Safety designed test leads



FLU-D800 (Funct. 1-6) ..... **\$125.00**  
FLU-D802 (Funct. 1-7) ..... **\$189.00**  
FLU-D804 (Funct. 1-9) ..... **\$249.00**  
FLU-D810 (RMS Bench 10A) ..... **\$269.00**  
FLU-D811 (RMS Bench w/Batt.) ... **\$309.00**

BUY ANY OF THE ABOVE FLUKE DMM AND PURCHASE THE CASE FOR 1¢ WHEN YOU MENTION THIS MAGAZINE AD

FLU C90 (Case for D800, 802, 804) ... **\$10.00**  
FLUY-8205 (Case for D810, 811) ... **\$35.00**



**5 1/4" DISKETTES**

Part No.	Sectoring	Application	# heads	Box/10
VRB-MD525-01	Soft Sector	TRS-80 Apple 40 Track Cert North Star	1	\$32.00
VRB-MD525-10	Hard 10 Sector	40 Track Cert Micropolis	1	\$32.00
VRB-MD525-16	Hard 16 Sector	40 Track Cert 77 Track Cert 100 TPI	2	\$56.00
VRB-MD557-01	Soft Sector	77 Track Cert 100 TPI	2	\$56.00
VRB-MD557-10	Hard 10 Sector	77 Track Cert 100 TPI	2	\$56.00
VRB-MD557-16	Hard 16 Sector	77 Track Cert 100 TPI	2	\$56.00
VRB-MD557-01	Soft Sector	77 Track Cert 100 TPI	1	\$48.00
VRB-MD557-10	Hard 10 Sector	77 Track Cert 100 TPI	1	\$48.00
VRB-MD577-16	Hard 16 Sector	77 Track Cert 100 TPI	1	\$48.00

VRBMD Series comes with reinforced hub ring mounted

**8" DISKETTES**

VRB-FD32	Hard Sector	Shugart 801R	1	\$37.00
VRB-FD34	Soft Sector	IBM 3740	1	\$37.00
VRB-FD32-2	Hard Sector	Flippy	1	\$66.00
VRB-FD34-2	Soft Sector	Flippy	1	\$66.00

Verbatim 8" Diskettes have all the Datadisc Improvements without the hardhole reinforcement rings. ALL VERBATIM DISKETTES ARE DOUBLE DENSITY CERTIFIED

**RN ROBINSON NUGENT, INC.**

**ICN SERIES GOLD 3 LEVEL WIRE WRAP SOCKETS**

- 10 inch GOLD Plated Pins
- Deep Chamfered Closed Entry Contacts
- RN Side Wipe Contact Design
- Phosphor Bronze Contact Material
- Terminal Barbs Allow Self-lock into PC Board
- Rugged Socket Body Design
- Deep Chamfered Closed Entry Contacts

PRICE

PART NO.	PINS	1-9	10-24	25-99	100-249	250-999
RNS08WWG	8	.60	.55	.49	.45	.41
RNS14WWG	14	.75	.70	.65	.55	.50
RNS16WWG	16	.85	.75	.70	.60	.55
RNS18WWG	18	1.00	.90	.80	.75	.71
RNS20WWG	20	1.20	1.05	.96	.91	.87
RNS22WWG	22	1.35	1.25	1.15	1.05	.99
RNS24WWG	24	1.35	1.25	1.15	1.05	.99
RNS28WWG	28	1.70	1.55	1.40	1.34	1.25
RNS40WWG	40	2.20	2.05	1.85	1.60	1.50

**GOLD PLATED CONTACTS**



NEW! SELECTIVE PLATED PINS THAT WILL SAVE YOU MONEY BY HAVING GOLD ONLY WHERE IT COUNTS! Same as above except pins are selectively plated.

PART NO.	PINS	1-9	10-24	25-99	100-249	250-999
RNS08TWW	8	.55	.50	.45	.41	.37
RNS14TWW	14	.65	.55	.53	.47	.45
RNS16TWW	16	.75	.65	.58	.51	.48
RNS18TWW	18	.90	.79	.75	.70	.65
RNS20TWW	20	1.10	.95	.91	.87	.82
RNS22TWW	22	1.25	1.15	1.05	.94	.89
RNS24TWW	24	1.25	1.15	1.05	.96	.89
RNS28TWW	28	1.50	1.45	1.35	1.25	1.15
RNS40TWW	40	2.00	1.80	1.60	1.40	1.30

CCS2422A LIST \$425.00 **SALE**

**FLOPPY DISK CONTROLLER WITH CP/M VERSION 2.2 \$365.00**

IEEE S-100 COMPATIBLE SINGLE/DOUBLE DENSITY 5 1/4" / 8" DISK DRIVES SINGLE/DOUBLE HEADED ASSEMBLED & TESTED

**CCS2810 Z80 CPU 2/4 MHZ CPU W/Serial I/O**

CCS2810	A&T	List Price	SALE PRICE
		\$310.00	\$275.00

**Shugart**

**SA801R SALE**



SHU-SA801R \$425.00  
2 OR MORE **\$395. ea.**

**PRIORITY ONE ELECTRONICS**

9161 DEERING AVE. • CHATSWORTH, CA 91311

**ORDER TOLL FREE (800) 423-5922 CA, AK, HI CALL (213) 709-5464**



Terms U.S. VISA, MC, BAC, Check Money Order, U.S. Funds Only. CA residents add 6% Sales Tax. MINIMUM PREPAID ORDER \$15.00. Include MINIMUM SHIPPING & HANDLING of \$25.00 for the first 3 lbs. plus 25¢ for each additional pound. Orders over 50 lbs. sent freight collect. Just in case... please include your phone no. Prices subject to change without notice. We will do our best to maintain prices thru October, 1981. SOCKET and CONNECTOR prices based on GOLD, not exceeding \$700.00 per oz. Sales Prices Valid only if YOU mention publication and month. Credit Card orders will be charged appropriate freight.





TOLL FREE ORDERING NUMBER 1-(800) 423-7144

**ok PRODUCTS**



**JUST WRAP KIT**

Just Wrap tool for daisy chain wiring. Tool strips as it wraps and cuts. Includes one 50 foot spool of wire.

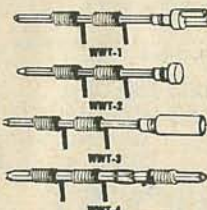
Part No.	Description	Price
JW-1*	Just Wrap Tool	\$14.95
JWK-6	Tool w/4 Spools and JUW1	24.95
R-JW*	50 Ft. Replacement Wire	3.49
JUW-1	Unwrapping Tool	3.49

\*Specify Color: Red, Blue, White or Yellow.



**HAND WRAP TOOL**

Part No.	Description	Price
WSU30	Regular	\$6.95
WSU30M	Modified	7.95




**TERMINALS**

- .025 (0,63mm) Square Post
- 3 Level Wire-Wrapping
- Gold Plated
- 25 PER PKG.

Part No.	Description	Price
WWT-1	Slotted Terminal Single Sided Terminal	4.98
WWT-2	Terminal	2.98
WWT-3	IC Socket Term. Double Sided Terminal	4.98
WWT-4	Terminal	1.98
INS 1	Insertion Tool for above	2.49

**SOCKET WRAP — ID**



Slipped onto socket before wrapping to identify pins.

Part #	Price	Bulk Price	Part #	Price	Bulk Price
14ID	1.49/10	5.50/100	22ID	1.49/5	5.95/50
16ID	1.49/10	5.95/100	24ID	1.49/5	5.95/50
18ID	1.49/10	5.00/50	28ID	1.49/5	6.50/50
20ID	1.49/5	5.00/50	40ID	1.49/5	5.00/25



**P.C.B. TERMINAL STRIPS**

The TS strips provide positive screw activated clamping action, accommodate wire sizes 14-30 AWG (1,8-0,25mm). Pins are solder plated copper, .042 inch (1mm) diameter, on .200 inch (5mm) centers.

Part No.	Description	Price
TS- 4	4-Pole	\$1.69
TS- 8	8-Pole	2.59
TS-12	12-Pole	3.49
TS6MD	2-Pole Interlocking	3/1.79



**DESOLDERING PUMP**

Easy one hand operation. Rugged all metal construction. Replaceable TEFLON® Tip. Self cleaning on each stroke. Suction precisely regulated for reliable desoldering without damage to delicate circuitry.

DSPI	Desoldering Pump	\$9.95
------	------------------	--------

**LOGIC PROBE**



Compatible with all logic families using a 4 to 15V power supply. Thresholds automatically programmed. Visual indication of logic levels to show high, low, bad level or open circuit logic pulses.

- 10 N sec. pulse responses
- 120 K input impedance.
- Automatic resetting memory.
- Includes tip with protective cap & coiled cord.

PRB-1	\$36.95
-------	---------

**LOGIC PULSER**

Superimposes a pulse train (20 pps) or a single pulse onto the circuit node under test without un-soldering IC's.

- Automatic polarity sensing
- 2 us pulse width
- Finger tip push button actuated
- Includes tip with protective cap & coiled cord.

PSL-1	\$48.95
-------	---------

**VACUUM VISE**

Unique vacuum-based light duty vise for precision handling of small components and assemblies. Rugged ABS construction. 1½" (32mm) travel for maximum versatility. Also features screw lugs for permanent installation.



VV1	Vacuum Vice	\$3.49
-----	-------------	--------



**HOBBY-WRAP TOOL BW263**

- Auto-Indexing
- Anti-Overwrap
- Modified Wrap

Part No.	Description	Price
BW2630	Tool	\$19.85
BT30	#30 Bit (not incl.)	3.95
BT2628	#28 Bit (not incl.)	7.95
BC1	Batteries & Charger	14.95

**INSERTION/EXTRACTION TOOLS**

Part No.	Description	Price
INS1416	14-16 pin Inserter	\$3.49
MOS1416	14-16 pin MOS Safe Inserter	7.95
MOS2428	24-28 pin MOS Safe Inserter	7.95
MOS40	40 pin MOS Safe Inserter	7.95
EX1	14-16 pin IC Extractor	1.49
EX2	24-40 pin IC Extractor	7.95



**WK-7 IC INSERTION KIT**

Complete IC Inserter/ Extractor K Individual Components (listed above) \$22.95

**IC DISPENSER**

Allows IC's to be dispensed from their tube 1 at a time and picked up by insertion tools above.

- Dispenses 8-42 pin IC's
- Compatible with all IC carrying tubes
- Use with WK7 for MOS safe insertion.



Part No.	Description	Price
MDD1	1 Chan. Dispenser	\$21.85
MDD5	5 Chan. Dispenser	83.43
MDD10	10 Chan. Dispenser	160.45

\* \* \*No Discount.

CIRCLE 46 ON FREE INFORMATION CARD



TOLL FREE ORDERING NUMBER 1-(800) 423-7144

### IDC CONNECTORS



#### RIGHT ANGLE HEADERS

Size	SOLDER TAIL		WIRE WRAP	
	Part No.	Price	Part No.	Price
10	IDH10SRB	\$1.20	IDH10WRB	\$2.60
20	IDH20SRB	1.90	IDH20WRB	4.15
26	IDH26SRB	2.75	IDH26WRB	5.35
34	IDH34SRB	3.75	IDH34WRB	6.25
40	IDH40SRB	3.75	IDH40WRB	7.35
50	IDH50SRB	4.75	IDH50WRB	9.20

.1" Spacing. Mounts on PC Board & Mates with IDS Socket below. Ejector Bars - 4/1.00.



#### EDGE CARD CONNECTORS

Size	Part No.	Price
10	IDE10B	\$3.95
20	IDE20B	4.35
26	IDE26B	5.00
34	IDE34B	6.05
40	IDE40B	6.90
50	IDE50B	7.50

.1" Spacing. Crimps onto cable with ordinary vise & mates with standard .062" Card Edge.

#### RIBBON CABLE

Size	Solid Color		Color Coded	
	10 ft.	100 ft.	10 ft.	100 ft.
10	2.90	17.00	4.00	30.00
14	3.40	23.80	5.00	42.00
16	3.70	27.20	5.60	48.00
20	4.40	34.00	7.00	60.00
24	5.00	40.80	8.00	72.00
26	5.40	44.20	8.60	78.00
34	6.80	57.80	11.00	102.00
40	7.80	68.00	13.00	120.00
50	9.50	85.00	16.00	150.00



#### 25 PIN "D" CONNECTORS

Solder Style	Part No.	Price
Male	DB25P	\$2.95
Female	DB25S	3.95
Cover	DB25C	1.50

IDC Style	Part No.	Price
Male	IDB25P	6.25
Female	IDB25S	6.60
Cover	IDB25C	1.60

Solder Style solders onto cable, IDC Style crimps onto cable with vise. 9, 15, 37 and 50 pin available also.



#### CABLE PLUGS

Size	Part No.	Price
14	IDP14B	\$1.45
16	IDP16B	1.65
24	IDP24B	2.50
40	IDP40B	4.15

.1" Spacing. Crimps onto cable with ordinary vise & plugs into standard IC Socket.



#### SOCKETS

Size	Part No.	Price
10	IDS10B	\$1.88
20	IDS20B	2.75
26	IDS26B	3.50
34	IDS34B	4.50
40	IDS40B	5.40
50	IDS50B	6.50


.1" Spacing. Crimps onto cable with ordinary vise & mounts to header sold above.

### WIRE WRAP SUPPLIES

#### WIRE WRAP WIRE

Length	#30 Wire Wrap Wire		
	100/Bag	500/Bag	1K/Bag
2.5"	\$1.38	\$3.94	\$6.81
3.0"	1.43	4.25	7.46
3.5"	1.51	4.57	8.11
4.0"	1.56	4.88	8.73
4.5"	1.63	5.21	9.39
5.0"	1.69	5.54	10.04
5.5"	1.74	5.92	10.69
6.0"	1.82	6.23	11.34
6.5"	2.11	7.08	12.99
7.0"	2.19	7.44	13.68
7.5"	2.29	7.78	14.40
8.0"	2.35	8.12	15.10
8.5"	2.40	8.46	15.80
9.0"	2.46	8.92	16.51
9.5"	2.53	9.15	17.22
10.0"	2.63	9.58	17.91

All lengths are overall, including 1" strip on each end. Choose from colors; Red, Blue, Black, Yellow, White, Green, Orange, and Violet.



Size	Part No.	Each	Tube
08	ICN083WBSG	.44	52x .39 = \$20.28
14	ICN143WBSG	.53	30x .46 = \$13.80
16	ICN163WBSG	.58	26x .50 = \$13.00
18	ICN183WBSG	.78	23x .68 = \$15.64
20	ICN203WBSG	1.00	21x .85 = \$17.85
22	ICN224WBSG	1.07	19x .92 = \$17.48
24	ICN246WBSG	1.09	17x1.09 = \$15.98
28	ICN286WBSG	1.43	15x1.23 = \$18.45
40	ICN406WBSG	1.85	10x1.60 = \$16.00

Selective Plating provides gold in contact where it counts. 3-level wrap. Save by buying sockets by the tube. All gold available at 1/2¢/pin extra charge.

\* \* \* No Discount

#### WIRE KITS

##### Kit No. 1 - \$9.95

250	3"	100	4 1/2"
200	3 1/2"	100	5"
100	4"	100	6"

##### Kit No. 2 - \$24.95

250	2 1/2"	250	5"
500	3"	100	5 1/2"
500	3 1/2"	100	6"
500	4"	100	6 1/2"
250	4 1/2"	100	7"

##### Kit No. 3 - \$34.95

250	2 1/2"	500	4 1/2"
500	3"	500	5"
500	3 1/2"	500	5 1/2"
500	4"	500	6"

##### Kit No. 4 - \$59.95

500	2 1/2"	1000	4 1/2"
1000	3"	1000	5"
1000	3 1/2"	1000	5 1/2"
1000	4"	1000	6"

### ORDERING INFORMATION

Prepaid orders over \$50 shipped prepaid via UPS. All others add \$3.00 for handling. VISA, MC, COD's and open account orders will be charged freight. \$15 minimum order. \$100 minimum open account order.

### DISCOUNT SCHEDULE

Order	Amount	Discount
\$15 - 99	Net	Discount and the name of this magazine must be mentioned at time of order to get discount. Discount applies on all items except as noted, "No Discount."
100 - 199	less 10%	
200 - 499	less 15%	
500 - 999	less 20%	
1000 up	less 25%	

CIRCLE 46 ON FREE INFORMATION CARD



### PMC PERSONAL COMPUTER

Ideal for small businesses, schools, colleges, homes, etc. Suitable for the experienced, inexperienced, hobbyist, teacher, etc.



ONE YEAR GUARANTEE  
SAVE DOLLARS

### EG3000 Series

WITH NEW EXTRA KEYS!

ONLY \$575 POSTAGE \$20

• 16K user RAM plus extended 12K Microsoft BASIC in ROM • Fully TRS-80 Level II software compatible • Huge range of software already available • Self contained, PSU, UHF modulator, and cassette • Simply plugs into video monitor or UHF TV • Full expansion to disks and printer • Absolutely complete — just fit into mains plug.



### SHARP PC1211 \$190

COMPUTER POWER THAT ONCE FILLED A ROOM CAN NOW BE CARRIED IN YOUR POCKET!

• Programs in BASIC • "QWERTY" Alphabetic Keyboard • 1.9K Random Access Memory • Long Battery Life.

### TV GAME BREAK OUT KIT

Has got to be one of the world's greatest TV games. You really get hooked. Has also 4 other pinball games and lots of options. Good kit for up-grading old amusement games.



MINI KIT — PCB, sound & vision modulator, memory chip and de code chip. Very simple to construct. \$30.00 OR PCB \$6.00 MAIN LSI \$17.00

### TTL SALE

74LS00 \$0.15	74LS74 \$0.45	74LS365 \$0.75
75LS04 \$0.15	74LS86 \$0.55	74LS373 \$2.20
74LS05 \$0.20	74LS93 \$0.90	Z80A \$6.50
74LS10 \$0.29	74LS157 \$1.20	Z80 \$4.20
74LS32 \$0.35	74LS165 \$1.75	REG. 7805 \$0.90

### SOCKETS LOW PROFILE

14 PIN \$0.10	18 PIN \$0.15	24 PIN \$0.25
16 PIN \$0.10	20 PIN \$0.15	40 PIN \$0.30

10V Power Adapter 600ml. \$6.90 UHF Modulators \$9.90

### GET YOURSELF A NEW EPSON MX80 & MX70 PRINTER AND SAVE A FORTUNE

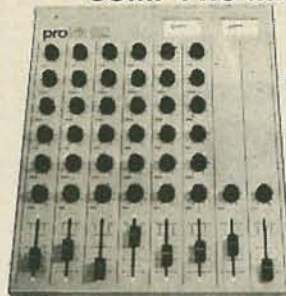
Price on application

Interface Cards for Apple, Pet, TRS80, and PMC — RS232 Interface Cards not necessary for parallel.

Full TRS80

POSTAGE \$20

### COMP PRO MIXER



Professional audio mixer that you can build yourself and save over \$200.

Only \$199 for complete kit.

power supply \$50.00

POSTAGE \$20

### ACCESSIT AUDIO ADD-ONS

## LOOK! MICROACE/SINCLAIR USERS

### 8K FLOATING POINT SUPER ROM PACK

WITH NEW MANUAL ONLY \$35

### MICROACE/SINCLAIR VIDEO UPGRADE KIT

Only runs with NEW ROM (Smooth screen display) ONLY \$29

### MICROACE/SINCLAIR 16K RAM PLUS EXPANSION BOARD

3 SLOTS WITH EXTRA POWER SUPPLY

16K ONLY \$149 4K ONLY \$110



## MicroAce

### A COMPLETE COMPUTER

A new generation of miniature computers

2K Kit ONLY \$149 Post and Packing FREE

Sinclair is a Registered Trademark of Sinclair Research Ltd.



Please make checks and money orders payable to **MicroAce** or phone your order quoting **Master Charge, Visa, Diners Club or American Express** number for immediate despatch. Add 6% Tax for Shipments inside California. **MicroAce**, 1348 East Edinger, Santa Ana, California, Zip Code 92705. Telephone: (714) 547 2526

CIRCLE 51 ON FREE INFORMATION CARD

## ALTEX ELECTRONICS

618 W Sunset  
San Antonio, Texas  
78216

In Texas Call  
(512)828-0503

1-800-531-5369

\$3.95



### SONALERT

Mallory SNP-428  
4-28 VDC, 3-16 ma  
Fits 1 1/16" hole



DIODE PN2222A  
SCR TRIAC

### SEMICONDUCTORS

Diode MR 1130R, 12 Amp, 1000V, DO-4 \$1.25  
PN2222A, TO-92  
10 for \$1.00, 100 for \$7.00  
SCR 30V, 800 ma TO-92  
10 for \$2.00, 100 for \$15.00  
Triac MAC 10-4  
200V, 10 A \$1.25



CRYSTAL  
1.0 MHz  
HC33/U  
\$3.95

TERMS  
Quantities Limited  
COD, check, money order  
VISA, Mastercard  
Tex. res. add 5% state  
sales tax. Add \$3.00 shipping  
charges for orders under \$50

\$1.00

### Capacitors - Axial Lead

200 Mfd 100 volt	1 5/8 x 7/8	\$1.00
250 Mfd 150 volt	2 5/8 x 7/8	\$1.00
370 Mfd 200 volt	3 5/8 x 1	\$1.00
450 Mfd 250 volt	3 5/8 x 1	\$1.00
700 Mfd 100 volt	1 5/8 x 7/8	\$1.00

### CONNECTOR

RS-232 connector, DBC-25-P male, crimp pin. \$2.25  
DB-25 cover \$1.25

### DYNAMIC RAMS

D2104A 16 pin 4Kx1 300ns  
TMS4030 22 pin 4Kx1 300ns  
95c

### PROM

7640 24 pin 512 x 8 VOL OC  
\$7.95

### UART

COM 2502 40 pin 25 KHz +5 -12  
\$4.95

### EDGE CONNECTOR

43/86 pin (double)  
156 spacing  
gold plated  
solder eyelets  
\$3.95

### AUDIO CASSETTES

C-30 Memorex  
ATC  
(15 min. per side)  
each ... 50c

box of 50 .. \$20

### PRINTED CIRCUIT BOARDS

2 oz. copper clad one side  
1/16" FR-4 glass epoxy  
4.5" x 6.5" \$1.00  
6.0" x 6.0" \$1.25  
6.0" x 12.0" \$2.25  
12.0" x 12.0" \$4.25

### JOYSTICK

4-10K linear pots  
1 1/2" metal handle  
dimensions  
2 1/8" square  
\$5.95

### POWER SUPPLY

Input 110 - 220 VAC  
Output \$67.50  
+ 5VDC - 5 Amp  
+ 12VDC - 1 Amp  
- 12VDC - Amp  
5 3/4" x 7 1/2" x 4 1/4"

### COIL

6KV trigger coil for strobe  
\$1.25

### JACK

Switchcraft # 12A 1/4" phone jack w/switch 25c each

### EDGE METER

0-15 V.D.C.  
25/32" x 1 13/16"  
\$3.50

### POWER CORDS

2 cond. 18 ga. 92" long grey ... 60c  
3 cond. Belden 176295 14 ga. 108" long black type SJ ... \$2.85

### SNAP ACTION SWITCHES

Micro Switch V3L-2108-D8  
10 Amp, 125 VAC SPDT ... \$1.00  
Unimax 2HBT-5 20 Amp  
125 VAC SPDT ... \$1.50

### ARM LENGTH

2 3/8  
1 3/4

### TRANSFORMERS

P5400A 110-220 VAC Pri.  
26.5 VCT Sec. @ 1.5 Amps  
2 3/8" x 3 5/8" x 2 1/4" h  
mounting holes 3 1/8 C-C  
\$7.95

### P5800A 110-220 VAC Pri.

50 VCT Sec. @ 2 Amps  
3 1/2" x 3 1/8" x 2 7/8" h  
mounting holes 2 1/2" x 2 3/8"  
\$14.95

### SOLDER

Kester 60/40  
.020 Dia.  
1 lb. roll  
\$7.95

### SLIDE CONTROL

PCB mount.  
10K linear.  
1 3/4" travel  
75c

### SPEAKERS

1 1/2"	TP-151	.1W	\$1.00
12"	12 LA10	25W	\$12.00
12"	12 LA20	50W	\$18.00
15"	15 LA20	50W	\$24.00

### POTS

All with 3/8" shaft  
All below without switch . . . 75c

VALUE	STYLE
1K Linear	B
5K Linear	B,C
10K Linear	A,B,C
25K Linear	B,C
50K Linear	A,C
50K Audio	C
100K Linear	B,C
500K reverse audio	B
1M Linear	B
All below with Switch 85c	
25K Linear/push-pull	B
50K Linear/push-pull	B
500K Linear/turn	B
50K Audio/turn	C

CIRCLE 64 ON FREE INFORMATION CARD



OUTDOOR AUTOMATIC LIGHTING WITH PASSIVE INFRARED

# SECURITY LIGHT CONTROL



**Amazing infrared device detects and foils intruders, welcomes guests, prevents accidents and saves energy!**

Your family is sound asleep. An intruder is stealthily approaching your darkened house. But when he enters the detection pattern, the SLC senses his body heat and ZAP! Your outside lights come on instantly, destroying his cover of darkness before he ever gets to your door. A crime is prevented. And when you finally arrive home that same SLC automatically turns on your driveway and porch lights for a safe, warm welcome.

## HOW IT WORKS

This exciting new product incorporates the latest advances in heat-sensing infrared technology. Manufactured by Colorado Electro-Optics, the leading producer of infrared security devices in the US, the SLC detects the heat energy of any person or vehicle that enters its invisible detection pattern. It will then automatically turn on up to 500 watts of outside lighting. These lights will remain on until four minutes after the last person leaves the detection area. No timers, no switches, no all-night flood lights.

## SLC NEVER FORGETS

Unlike timers that respond only to

preset programs, the SLC reacts to the presence of human beings. It is now possible to have your lights on when and only when you really need them, all automatically. In addition to a reliable security device, the SLC can provide your family with increased safety, convenience and home energy savings. No more stumbling over unseen objects, tripping on dark stairs, or fumbling with your keys. No more wasted energy from forgetting to turn off the lights. And your guests will appreciate the automatic welcome your home always provides.

## SAFE, EASY TO INSTALL

The SLC does not emit energy of any kind and is totally harmless to living things. Rugged, weather resistant, UL listed and good looking, a low-cost SLC should be put near every entryway. The sensor is adjustable to cover an area 35 feet by 25 feet. Installing the SLC is as simple as wiring a switch, an easy job for the do-it-yourselfer.

Your home is an important investment, and your family is irreplaceable. They deserve the sophisticated protection of the Security Light Control.

## SLC ORDER FORM

If not completely satisfied I may return the SLC within 60 days of purchase for a full refund. The unit carries a limited one year warranty.

Please Print

NAME \_\_\_\_\_

ADDRESS \_\_\_\_\_

CITY \_\_\_\_\_

STATE \_\_\_\_\_ ZIP \_\_\_\_\_

Please send me \_\_\_\_\_ Security Light Control(s) at \$199 each, totalling \$ \_\_\_\_\_

For my convenience, Colorado Electro-Optics will pay surface shipping charges.

Enclosed is my  Money Order  
 MasterCard or  Visa

ACCOUNT NO \_\_\_\_\_

EXPIRATION DATE \_\_\_\_\_

Personal Check  
 Ship COD to above address  
(10% deposit enclosed)

Please send more information.

SIGNATURE \_\_\_\_\_

**Colorado Electro-Optics, inc.**

2200 Central Ave., Dept. R  
Boulder, Colorado 80301  
(303) 494-3200



**Colorado Electro-Optics, inc.**

A DIVISION OF LINEAR CORP.

CIRCLE 42 ON FREE INFORMATION CARD

NOVEMBER 1981



# 16K Memory

4116-200ns

# 8/17.50

ALL MERCHANDISE 100% GUARANTEED!

CALL US FOR VOLUME QUOTES

JDR MICRODEVICES, INC IS PROUD TO  
ANNOUNCE THE OPENING OF OUR  
NEW RETAIL SHOWROOM

**BAY AREA RESIDENTS  
STOP BY 1224 BASCOM AVE.**

## LS SERIES

74LS00	.25	74LS164	.95
74LS01	.25	74LS165	.95
74LS02	.25	74LS166	2.40
74LS03	.25	74LS168	1.75
74LS04	.25	74LS169	1.75
74LS05	.25	74LS170	1.75
74LS08	.35	74LS173	.80
74LS09	.25	74LS174	.95
74LS10	.25	74LS175	.95
74LS11	.35	74LS181	2.15
74LS12	.35	74LS189	9.95
74LS13	.45	74LS190	1.00
74LS14	1.00	74LS191	1.00
74LS15	.35	74LS192	.85
74LS20	.25	74LS193	.95
74LS21	.25	74LS194	1.00
74LS22	.25	74LS195	.95
74LS26	.35	74LS196	.85
74LS27	.35	74LS197	.85
74LS28	.35	74LS221	1.20
74LS30	.25	74LS240	1.85
74LS32	.35	74LS241	1.85
74LS33	.25	74LS242	1.85
74LS37	.55	74LS243	1.85
74LS38	.35	74LS244	1.75
74LS40	.25	74LS245	2.85
74LS42	.55	74LS247	.76
74LS47	.75	74LS248	1.25
74LS48	.75	74LS249	.99
74LS49	.75	74LS251	1.40
74LS51	.25	74LS253	.85
74LS54	.35	74LS257	.85
74LS55	.35	74LS258	.85
74LS63	1.25	74LS259	2.85
74LS73	.40	74LS260	.65
74LS74	.45	74LS266	.55
74LS75	.50	74LS273	1.65
74LS76	.40	74LS275	3.35
74LS78	.50	74LS279	.55
74LS83	.75	74LS280	1.98
74LS85	1.15	74LS283	1.00
74LS86	.40	74LS290	1.25
74LS90	.65	74LS293	1.85
74LS91	.89	74LS295	1.05
74LS92	.70	74LS298	1.20
74LS93	.65	74LS324	1.75
74LS95	.85	74LS352	1.55
74LS96	.95	74LS353	1.55
74LS107	.40	74LS363	1.35
74LS109	.40	74LS364	1.95
74LS112	.45	74LS365	.95
74LS113	.45	74LS366	.95
74LS114	.50	74LS367	1.70
74LS122	.45	74LS368	1.70
74LS123	.95	74LS373	1.85
74LS124	2.99	74LS374	1.80
74LS125	.95	74LS377	1.45
74LS126	.85	74LS378	1.18
74LS132	.75	74LS379	1.35
74LS136	.55	74LS385	1.90
74LS137	.99	74LS386	.65
74LS138	.75	74LS390	1.90
74LS139	.75	74LS393	1.90
74LS145	1.20	74LS395	1.65
74LS147	2.49	74LS399	1.70
74LS148	1.35	74LS447	.37
74LS151	.75	74LS490	1.95
74LS153	.75	74LS668	1.69
74LS154	2.35	74LS669	1.89
74LS155	1.15	74LS670	2.20
74LS156	.95	74LS674	9.65
74LS157	.75	74LS682	3.20
74LS158	.75	74LS683	2.30
74LS160	.90	74LS684	2.40
74LS161	.95	74LS685	2.40
74LS162	.95	74LS688	2.40
74LS163	.95	74LS689	2.40

## 8200

8202	45.00
8205	3.50
8212	1.95
8214	3.90
8216	1.85
8224	2.50
8226	1.85
8228	4.95
8237	19.95
8238	4.95
8243	4.50
8250	14.95
8251	5.50
8253	9.85
8253-5	9.85
8255	5.25
8255-5	9.00
8257	9.00
8259	7.00
8272	39.95
8275	29.95
8279	10.50
8279-5	10.50
8282	6.65
8283	6.65
8284	5.80
8286	6.65
8287	6.65
8288	25.00
8289	49.95

## MPU'S

8035	16.95
8039	19.95
8080A	3.95
8085	12.95
8086	99.95
8088	39.95
8155	11.95
8156	11.95
8185	29.95
8185-2	39.95
8741	39.95
8748	69.95
8755	49.95

## Z80

Z80	8.95
Z80A	9.95
Z80B	19.95
Z80-PIO	6.50
Z80A-PIO	8.60
Z80-CTC	6.50
Z80A-CTC	8.65
Z80-DART	15.25
Z80A-DART	18.75
Z80-DMA	17.50
Z80A-DMA	27.50
Z80-SIO/0	23.95
Z80A-SIO/0	28.95
Z80-SIO/1	23.95
Z80A-SIO/1	28.95
Z80-SIO/2	23.95
Z80A-SIO/2	28.95
Z80-SIO/9	17.95
Z80A-SIO/9	22.95

## MISC.

8T26	1.69	3242	9.95
8T28	2.49	AY5-1013	3.95
8T95	.99	TR1802	4.95
8T96	.99	IM6402	7.95
8T97	.99	1771	24.95
8T98	.99	1791	36.95
1488	.99	1793	49.95
1489	.99	UPD765	39.95
DM8131	2.95	8272	39.95
14411	9.95	74C923	5.95

## TRANSISTORS

PN2222	10/1.00	100/8.99
2N3904	10/1.00	100/8.99
2N3906	10/1.00	100/8.99
2N3055	.79	10/6.99
IN4148		25/1.00
IN4004		10/1.00

## MA1012A CLOCK MODULE

- 1/2" RED LED CHARACTERS
- 12-HOUR FORMAT
- FACTORY ASSEMBLED
- JUST ADD SWITCHES
- COMPLETE WITH SPECIAL TRANSFORMER AND SPECS.

**\$8<sup>99</sup> ea. 3/\$24<sup>00</sup>**

## 6800

6800	6.95
6802	11.95
6809	37.95
6810	4.60
6820	4.95
6821	4.95
6828	9.95
6834	16.95
6840	14.95
6843	42.95
6844	44.95
6845	29.95
6847	15.95
6850	4.75
6852	5.75
6860	10.95
6862	11.95
6871	25.95
6875	6.95
6880	2.95

## T.V. CIRCUITS

MC1330	1.89
MC1350	1.29
MC1358	1.79
LM380	1.29
LM386	1.50
LM565	.99
LM741	.29
LM1310	2.90
LM1800	2.99
LM1889	2.49

## 6502

6502	6.95
6502A	12.95
6504	6.95
6505	8.95
6520	4.95
6522	9.95
6532	14.95
6551	14.95

CALL JDR BEFORE YOU BUY!  
WE WILL BEAT ANY COMPETITORS PRICES.

# 800-538-5000

# 800-662-6233

(CALIFORNIA RESIDENTS)

## EPROMS

1702	256 x 8	(1us)	4.95	4.50
2708	1024 x 8	(450ns)	3.95	3.50
2758	1024 x 8	(450ns)(5v)	9.95	8.95
TMS2516	2048 x 8	(450ns)(5v)	7.95	6.95
2716	2048 x 8	(450ns)(5v)	5.95	5.50
2716-1	2048 x 8	(350ns)(5v)	12.95	11.95
TMS2716	2048 x 8	(450ns)	9.95	8.95
TMS2532	4096 x 8	(450ns)(5v)	19.95	17.95
2732	4096 x 8	(450ns)(5v)	16.50	15.95

## STATIC RAMS

2101	256 x 4	(450ns)	1.95	1.85
2102-1	1024 x 1	(450ns)	.89	.85
21L02-1	1024 x 1	(450ns)(LP)	1.29	1.15
2111	256 x 4	(450ns)	2.99	2.49
2112	256 x 4	(450ns)	2.99	2.79
2114	1024 x 4	(450ns)	8/17.95	2.10
2114L-2	1024 x 4	(200ns)(LP)	8/22.95	2.45
2114L-3	1024 x 4	(300ns)(LP)	8/21.95	2.45
2114L-4	1024 x 4	(450ns)(LP)	8/18.95	2.25
TMS4044-4	4096 x 1	(450ns)	3.49	3.25
TMS4044-3	4096 x 1	(300ns)	3.99	3.75
TMM2016	2048 x 8	(200ns)	CALL	
HM6116	2048 x 8	(200ns)	CALL	

## DYNAMIC RAMS

4027	4096 x 1	(250ns)	2.50	2.00
4116-150	16,384 x 1	(150ns)	8/19.95	2.35
4116-200	16,384 x 1	(200ns)	8/17.50	1.95
4116-300	16,384 x 1	(300ns)	8/16.95	1.85
4164	65,536 x 1	(200ns)	CALL	

LP=LOW POWER

## DIP SWITCHES

4 position	.85
5 position	.90
6 position	.90
7 position	.95
8 position	.95

## CONNECTORS

RS232 MALE	3.25
RS232 FEMALE	3.75
RS232 HOOD	1.25
S-100 ST	3.95
S-100 WW	4.95

## LEDS

Jumbo Red	10/1.00
Jumbo Green	6/1.00
Jumbo Yellow	6/1.00
5082-7760 .43°C	.79
MAN74 .3°C	.99
MAN72 .3°C	.99

## IC SOCKETS

1-100 100pcs	
8 pin ST	.13 .11
14 pin S1	.15 .12
16 pin ST	.17 .13
18 pin ST	.20 .18
20 pin ST	.29 .27
22 pin ST	.30 .27
24 pin ST	.30 .27
28 pin ST	.40 .32
40 pin ST	.49 .39
ST = SOLDER TAIL	
8 pin WW	.59 .49
14 pin WW	.69 .52
16 pin WW	.69 .58
18 pin WW	.99 .90
20 pin WW	1.09 .98
22 pin WW	1.39 1.26
24 pin WW	1.49 1.35
28 pin WW	1.69 1.49
40 pin WW	1.99 1.80
WW = WIREWRAP	

## VOLTAGE REG'S

7805T	.89	7905T	.99
7808T	.99	7912T	.99
7812T	.89	7915T	1.19
7815T	.99	7924T	1.19
7824T	.99		
7805K	1.39	7905K	1.49
7812K	1.39	7912K	1.49
7815K	1.39	7915K	.79
78L05	.69	79L12	.79
78L12	.69	79L15	.79
78L15	.69	LM317K	3.95
LM309K	1.49	LM323K	4.95
LM317T	1.95	LM337K	3.95

T=TO-220 K=TO-3 L=TO-92

## JDR MICRODEVICES, INC.

1224 So. Bascom Ave.  
San Jose, CA 95128

800-538-5000 • 800-662-6233 (Calif.)

408-247-4852

TERMS: For shipping include \$2.00 for UPS Ground, \$3.00 for UPS Blue Label Air. \$10.00 minimum order. Bay Area Residents add 6 1/2% sales tax. California Residents add 6% sales tax. We reserve the right to limit quantities and substitute manufacturer. Prices subject to change without notice. Send SASE for complete list.



New Location



# 2716 EPROMS 450NS (5V)

# 8/5.50 ea.

ALL MERCHANDISE 100% GUARANTEED!

CALL US FOR VOLUME QUOTES

## CMOS

74C00	.35	74C374	2.75	4019	.45	4098	2.49
74C02	.35	74C901	.80	4020	.95	4099	1.95
74C04	.35	74C902	.85	4021	.95	14409	8.95
74C08	.35	74C903	.85	4022	1.15	14410	8.95
74C10	.35	74C905	10.95	4023	.35	14411	9.95
74C14	1.50	74C906	.95	4024	.75	14412	12.95
74C20	.35	74C907	1.00	4025	.35	14419	2.95
74C30	.35	74C908	2.00	4026	1.85	4502	.95
74C32	.50	74C909	2.75	4027	.65	4503	.65
74C42	1.75	74C910	9.95	4028	.80	4508	1.95
74C48	2.10	74C911	10.00	4029	.95	4510	.95
74C73	.65	74C912	10.00	4030	.45	4511	.95
74C74	.85	74C914	1.95	4034	2.95	4512	.95
74C76	.80	74C915	2.00	4035	.85	4514	1.25
74C83	1.95	74C918	2.75	4040	.95	4515	2.25
74C85	1.95	74C920	17.95	4041	1.25	4516	1.55
74C86	.95	74C921	15.95	4042	.75	4518	1.25
74C89	4.50	74C922	5.95	4043	.85	4519	1.25
74C90	1.75	74C923	5.95	4044	.85	4520	1.25
74C93	1.75	74C925	6.75	4046	.95	4522	1.25
74C95	1.75	74C926	7.95	4047	.95	4526	1.25
74C107	1.00	74C927	7.95	4049	.55	4527	1.95
74C150	5.75	74C928	7.95	4050	.55	4528	1.25
74C151	2.25	74C929	19.95	4051	.95	4531	.95
74C154	3.25	74C930	19.95	4053	.95	4532	1.95
74C157	1.75	4000	.35	4080	1.45	4538	1.95
74C160	2.00	4001	.35	4086	.75	4539	1.95
74C161	2.00	4002	.25	4088	.40	4543	2.70
74C162	2.00	4006	.95	4089	.35	4555	.95
74C163	2.00	4007	.29	4070	.35	4556	.95
74C164	2.00	4008	.95	4071	.30	4581	1.95
74C165	2.00	4009	.45	4072	.30	4582	1.95
74C173	2.00	4010	.45	4073	.30	4584	.95
74C174	2.25	4011	.35	4075	.30	4585	.95
74C175	2.25	4012	.25	4076	.95	4702	12.95
74C192	2.25	4013	.45	4078	.30	4724	1.50
74C193	2.25	4014	.95	4081	.30	80C07	.95
74C195	2.25	4015	.95	4082	.30	80C95	.85
74C200	5.75	4016	.45	4085	.95	80C96	.95
74C221	2.25	4017	1.15	4086	.95	80C97	.95
74C373	2.75	4018	.95	4093	.95	80C98	1.20

## 7400 SERIES

7400	.19	74128	.55
7401	.19	74132	.45
7402	.19	74136	.50
7403	.19	74141	.65
7404	.19	74142	2.95
7405	.22	74143	2.95
7406	.22	74144	2.95
7407	.22	74145	.60
7408	.24	74147	1.75
7409	.19	74148	1.20
7410	.19	74150	1.35
7411	.25	74151	.65
7412	.30	74152	.65
7413	.35	74153	.55
7414	.55	74154	1.40
7416	.25	74155	.75
7417	.25	74156	.65
7420	.19	74157	.55
7421	.35	74159	1.65
7422	.29	74160	.85
7423	.29	74161	.70
7425	.29	74162	.85
7426	.29	74163	.85
7427	.29	74164	.85
7428	.45	74165	.85
7430	.19	74166	1.00
7432	.29	74167	1.95
7433	.45	74170	1.65
7437	.29	74172	5.95
7438	.29	74173	.75
7440	.19	74174	.89
7442	.49	74175	.89
7443	.65	74176	.89
7444	.69	74177	.75
7445	.69	74178	1.15
7446	.59	74179	1.75
7447	.69	74180	.75
7448	.69	74181	2.25
7450	.19	74182	.75
7451	.23	74184	2.00
7453	.23	74185	2.00
7454	.23	74186	18.50
7460	.23	74190	1.15
7464	.39	74191	1.15
7465	.39	74192	.79
7470	.35	74193	.79
7472	.29	74194	.85
7473	.34	74195	.85
7474	.35	74196	.79
7475	.49	74197	.75
7476	.35	74198	1.35
7480	.59	74199	1.35
7481	1.10	74221	1.35
7482	.95	74246	1.35
7483	.50	74247	1.25
7484	.50	74248	1.85
7485	.65	74249	1.95
7486	.35	74251	.75
7489	4.95	74259	2.25
7490	.35	74265	1.35
7491	.40	74273	1.95
7492	.50	74276	1.25
7493	.49	74279	.75
7494	.65	74283	2.00
7495	.55	74284	3.75
7496	.70	74285	3.75
7497	2.75	74290	.95
74100	1.00	74293	.75
74107	.30	74298	.85
74109	.45	74351	2.25
74110	.45	74365	.65
74111	.55	74366	.65
74116	1.55	74367	.65
74120	1.20	74368	.65
74121	.29	74376	2.20
74122	.45	74390	1.75
74123	.55	74393	1.35
74125	.45	74425	3.15
74126	.45	74426	.85
		74490	2.55

## 74S00 SERIES

74S00	.44	74S74	.69	74S163	3.75	74S258	1.49
74S02	.48	74S85	2.39	74S168	4.65	74S260	1.83
74S03	.48	74S86	1.44	74S169	5.44	74S274	19.95
74S04	.79	74S112	1.59	74S174	1.09	74S275	19.95
74S05	.79	74S113	1.98	74S175	1.09	74S280	2.90
74S08	.48	74S114	1.50	74S181	4.47	74S287	4.75
74S09	.98	74S124	2.77	74S182	2.95	74S288	4.45
74S10	.69	74S132	1.24	74S188	3.95	74S289	6.98
74S11	.88	74S133	.98	74S189	14.95	74S301	6.95
74S15	.70	74S134	.69	74S194	2.95	74S373	3.45
74S20	.68	74S135	1.48	74S195	1.89	74S374	3.45
74S22	.98	74S138	1.08	74S196	4.90	74S381	7.95
74S30	.48	74S139	1.25	74S197	4.25	74S387	5.75
74S32	.98	74S140	1.45	74S201	14.95	74S412	2.98
74S37	1.87	74S151	1.19	74S225	8.95	74S471	9.95
74S38	1.68	74S153	1.19	74S240	3.98	74S472	16.85
74S40	.44	74S157	1.19	74S241	3.75	74S474	17.85
74S51	.78	74S158	1.45	74S251	1.90	74S482	15.60
74S64	.79	74S161	2.85	74S253	7.45	74S570	7.80
74S65	1.25	74S162	3.70	74S257	1.39	74S571	7.80

## PROMS

74S188	(82S23)	OC	32 x 8	3.95
74S287	(82S129)	TS	256 x 4	4.75
74S288	(82S123)	TS	32 x 8	4.45
74S387	(82S126)	OC	256 x 4	5.75
74S471		TS	256 x 8	9.95
74S472	(82S147)	TS	512 x 8	16.85
74S474	(82S141)	TS	512 x 8	17.85
74S570	(82S130)	OC	512 x 4	7.80
74S571	(82S131)	TS	512 x 4	7.80

## NEED FAST PARTS?

### DYNAMIC RAMS

4116	150NS	16K x 1	8/19.95
4116	120NS	16K x 1	8/29.95

### STATIC RAMS

2147	55NS	4K x 1	9.95
6116	150NS	2K x 8	CALL
6116	120NS	2K x 8	CALL

### EPROMS

2716-1	350NS	2K x 8	12.95
2732A	250NS	4K x 8	25.95
2732A-2	200NS	4K x 8	32.95

### MPU's

Z-80B	CPU	6mHz	19.95
Z-80B	CTC	6mHz	17.95
Z-80B	PIO	6mHz	17.95
68B00	CPU	2mHz	10.95
68B21	PIA	2mHz	12.95
68B50	ACIA	2mHz	12.95
8085A-2	CPU	5mHz	16.95

## APPLE OWNERS EXPAND YOUR 48K COMPUTER TO 64K SUPER RAM • II

- PLUG IN SLOT #
- GOLD PLATED CONTACTS
- INCLUDES 5 JUMPER OPTIONS
- INCLUDES 5 RAM-ROM OPTIONS
- ENJOY THE BEST OF BOTH WORLDS
- 16K RAM (RANDOM ACCESS MEMORY)
- THIS IS SOPHISTICATED FIRMWARE
- EXPANDS YOUR 48K APPLE TO 64K OF PROGRAMMABLE MEMORY
- ELIMINATES THE NEED FOR APPLE'S™ OR INTEGER BASIC ROM CARD
- ALLOW YOU TO RUN APPLE'S NEW FORTRAN PACKAGE, ALSO PASCAL AND PILOT
- KEYBOARD CONTROL SELECTION OF RAM OR MOTHER BOARD ROM LANGUAGE
- INCLUDES INSTALLATION INSTRUCTIONS AND APPLICATIONS NOTES
- THE SOFTWARE DEVELOPED BY VARIOUS VENDORS FOR YOUR (64K) SHOULD NOW WORK AS THEY ADVERTISED
- THE MOST VERSATILE RAM EXPANSION ON THE MARKET TODAY



UNIQUE 1 YEAR WARRANTY! \$168.00

## APPLE FAN

- "COOL-IT"
- TAN COLOR
- SAVE DOWN TIME
- LONG LIFE MOTOR
- LOW NOISE IS A MUST
- SAVE REPAIR CHARGES
- INCREASES RELIABILITY
- CLIPS ON—NO HOLES OR SCREWS
- MINIMUM QUIETNESS IS DUE TO THE DRAW EFFECT OF AIR THROUGH YOUR COMPUTER AND A SPECIAL FAN AND MOTOR DESIGN
- THOSE EXTRA PLUG-IN CARDS CAN CAUSE EXTRA HEAT



### HOW TO HOOK IT UP

1. Clip it on your APPLE
2. Unplug your 120V cable (you won't need it)
3. Plug short 120V cable from Super Fan II to the back of your computer
4. Plug the supply cable from Super Fan II to your 120V power source
5. Turn on the rocker switch and a built-in red ready light comes on
6. You are all set "COOL IT!"

UNIQUE 1 YEAR WARRANTY! \$69.00

\*APPLE IS A TRADEMARK OF APPLE COMPUTER INC.

## JDR MICRODEVICES, INC.

1224 So. Bascom Ave.  
San Jose, CA 95128

800-538-5000 • 800-662-6233 (Calif.)  
408-247-4852



New Location


TERMS: For shipping include \$2.00 for UPS Ground, \$3.00 for UPS Blue Label Air, \$10.00 minimum order. Bay Area Residents add 6 1/2% sales tax. California Residents add 6% sales tax. We reserve the right to limit quantities and substitute manufacturer. Prices subject to change without notice. Send SASE for complete list.



# BULLET ELECTRONICS

P.O. BOX 401244R  
GARLAND, TX. 75040  
(214) 278-3553

## Sound Effects Kit \$18.50



The SE-01 is a complete kit that contains all the parts to build a programmable sound effects generator. Designed around the new Texas Instruments SN76477 Sound Chip, the board provides banks of MINI DIP switches and pots to program the various combinations of the SLF Oscillator, VCO, Noise, One Shot, and Envelope Controls. A Quad Op Amp IC is used to implement an Adjustable Pulse Generator, Level Comparator and Multiplex Oscillator for even more versatility. The 3" x 5" PCB features a prototype area to allow for user added circuitry. Easily programmed to duplicate Explosions, Phasor Guns, Steam Trains, or almost an infinite number of other sounds. The unit has a multiple of applications. The low price includes all parts, assembly manual, programming charts, and detailed 76477 chip specifications. It runs on a 9V battery (not included). On board 100mW amp will drive a small speaker directly, or the unit can be connected to your stereo with incredible results! (Speaker not included). 76477 is included. Available separately for \$3.15 each.

## AY3-8910 PROGRAMMABLE SOUND GENERATOR

The AY3-8910 is a 40 pin LSI chip with three oscillators, three amplitude controls, programmable noise generator, three mixers, an envelope generator, and three D/A converters that are controlled by 8 BIT WORDS. No external pots or caps required. This chip hooked to an 8 bit microprocessor chip or Bus (8080, Z80, 6800 etc.) can be software controlled to produce almost any sound. It will play three note chords, make bangs, whistles, sirens, gunshots, explosions, bleets, whines, or grunts. In addition, it has provisions to control its own memory chips with two IO ports. The chip requires +5V @ 75ma and a standard TTL clock oscillator. A truly incredible circuit.

\$12.95 W/Basic Spec Sheet (4 pages)

60 page manual with S-100 interface instructions and several programming examples. \$3.00 extra

MANY OTHER COMPONENTS AND KITS AVAILABLE IN OUR COMPLETE CATALOG. CALL OR WRITE FOR FREE CATALOG.

## Doomsday Alarm Kit \$9.95

If you have trouble sleeping and you would like the rest of the neighborhood to share your misery then this little kit will be for you! There is no way to accurately describe the unearthly howls, screams and tones that come out of this kit. Four separate tone oscillators are mixed, cancelled and stepped at a varying rate. 10 Watts of crazy sounds. A great fun kit or a practical burglar alarm. Complete with PC board and all necessary components less speaker. For 6-12 VDC. ORDER DA-02.

## Overvoltage Protection Kit \$6.95

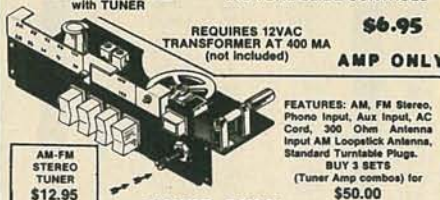
Protect your expensive equipment from overvoltage conditions. Every computer should have one! Works with any fused DC power source from 10 to 20 volts up to 25 amps.

## 7 Watt Audio Amp Kit \$5.95

SMALL SINGLE HYBRID IC AND COMPONENTS FIT ON A 2" x 3" PCB BOARD (INCLUDED). RUNS ON 12VDC. GREAT FOR ANY PROJECT THAT NEEDS AN INEXPENSIVE AMP. LESS THAN 3% THD @ 5 WATTS. COMPATIBLE WITH SE-01 SOUND KIT.

## Stereo AMP/Power Supply Board

Takes low level audio and drives 8 ohm speakers ON-BOARD Rectifiers and Filter supply power for AMP AND TUNER, VOLUME, BALANCE, and TONE SLIDE CONTROLS



REQUIRES 12VAC TRANSFORMER AT 400 MA (not included) AMP ONLY

FEATURES: AM, FM Stereo, Stereo Input, Aux Input, AC Cord, 300 Ohm Antenna Input AM Loopstick Antenna, Standard Turntable Plug.

BUY 3 SETS (Tuner Amp combos) for \$50.00

AM-FM STEREO TUNER \$12.95 (Requires 12VDC)

TUNER ONLY

\* COD MINIMUM \$20.00 \* ADD \$2.50 FOR COD'S

\* UPS DELIVERY ADDRESS MUST ACCOMPANY ALL COD ORDERS

\* \$1.00 HANDLING ON ORDERS UNDER \$10.00

\* VISA, MC, CASH OR CHECK

\* ADD 6% FOR SHIPPING

\* TEXAS RESIDENTS ADD 5% STATE SALES TAX

\* ALL FOREIGN ORDERS ADD 25% FOR SHIPPING (CANADA 15%)

\* NO FOREIGN COD'S

\* CALL (214) 278-3553 TO PLACE CREDIT CARD OR COD ORDER

SEE SPECIAL FALL PRICES BELOW  
(PRICES GOOD THRU DECEMBER 31, 1981)  
SHOP EARLY FOR CHRISTMAS

## The Super Music Maker REVISION 2 \$24.95 (Basic Kit)



Does not include speaker switches or 2708 ROM.

Now you can play hundreds of songs using the Bullet Super Music Maker. The unit features a single factory programmed microprocessor IC that comes with 20 pre-programmed short tunes. By adding the additional PROMS (2708's) the system can be expanded to play up to 1000 notes per PROM. Just think... a compact electronic instrument that will play dozens, hundreds or even thousands of selections of music. The kit comes with all electronic components (less the PROM), and a drilled, plated and screened PC Board which measures 4" x 4". The 7 watt amplifier section is on the same PC board and drives an 8 ohm speaker (not included), from a whisper to ear splitting volume. Since the unit works on 12 VDC or 12 VAC, vehicle or portable operation is possible. What do you get for \$24.95? Everything but a speaker, transformer, case, switches, and PROM. Additional 2708 albums containing popular tunes are available for \$9.95 each or you can program your own PROMS using information provided with the kit instructions. Lists of available PROM albums are available on request. (Note: Unit plays electronic music one note at a time, it is not possible to play chords or a melody with harmony simultaneously.)

\* Envelope control gives decay to notes.

\* On board inverter allows single voltage (+12) operation.

OPTIONAL ACCESSORIES

DIP Switches (One 8 pos., One 5 pos.) 2.00/set

(Can be directly soldered to PC Bd. to access tunes)

Rotary Switches Two 5 position 2.50/set

(For remote wiring to PC Bd. to access tunes)

Attractive Tan Plastic Case 6.50

Wallplug Transformer 3.00

(For operation on 117VAC house voltage)

FALL SPECIALS: (Good Thru Dec. '81)

1. Super Music Maker with case and two 5-position rotary switches \$32.00

2. Super Music with one 2716 2K X 8 PROM filled with over 50 selections of additional music (1500 notes) \$32.00

3. The Whole Ball of Wax! #2 + case and switches. \$39.95

COMPUTERS  
ATARI 800™  
COMPUTER SYSTEM

16k → \$750.00  
48k → \$898.00

"APPLE II Plus"

48k → \$1199.00  
64k → \$1399.00

### 74 S00

74S00	39	74S138	75
74S02	45	74S140	100
74S03	38	74S158	75
74S04	39	74S174	135
74S06	39	74S175	135
74S10	39	74S182	75
74S15	45	74S189	425
74S20	55	74S201	675
74S22	55	74S240	275
74S30	75	74S244	295
74S37	55	74S251	275
74S50	65	74S287	295
74S51	49	74S288	295
74S64	55	74S299	575
74S74	65	74S470	925
74S86	95	74S471	950
74S112	195	74S473	950
74S132	145	74S474	950

### COMPONENTS CONT'D

SN7400N	18	SN7482N	30
SN7402N	22	SN7492N	49
SN7404N	21	SN7493N	45
SN7408N	22	SN7498N	50
SN7410N	18	SN7499N	80
SN7412N	20	SN74129N	39
SN7413N	22	SN74136N	95
SN7414N	29	SN74141N	69
SN7416N	27	SN74151N	65
SN7417N	29	SN74153N	55
SN7420N	17	SN74154N	125
SN7425N	20	SN74155N	75
SN7430N	17	SN74157N	58
SN7437N	26	SN74160N	89
SN7438N	24	SN74161N	85
SN7440N	18	SN74165N	85
SN7442N	45	SN74164N	87
SN7443N	42	SN74165N	55
SN7445N	64	SN74174N	88
SN7451N	19	SN74175N	79
SN7454N	19	SN74180N	75
SN7474N	27	SN74181N	115
SN7475N	35	SN74393N	165

### 74LS00

74LS00	28	74LS158	89
74LS02	28	74LS161	83
74LS03	28	74LS162	89
74LS04	28	74LS163	98
74LS05	22	74LS164	85
74LS08	20	74LS165	85
74LS09	28	74LS169	155
74LS10	26	74LS170	175
74LS14	89	74LS174	85
74LS20	22	74LS175	85
74LS21	26	74LS190	85
74LS26	40	74LS191	125
74LS27	27	74LS195	85
74LS28	37	74LS197	78
74LS30	29	74LS221	125
74LS32	31	74LS240	185
74LS38	31	74LS241	185
74LS42	63	74LS243	155
74LS48	77	74LS244	155
74LS74	38	74LS245	245
74LS75	55	74LS251	125
74LS86	45	74LS253	85
74LS90	58	74LS257	85
74LS93	65	74LS259	195
74LS96	80	74LS260	55
74LS107	43	74LS273	155
74LS113	45	74LS279	45
74LS122	45	74LS290	125
74LS123	89	74LS293	185
74LS125	89	74LS365	85
74LS126	79	74LS367	75
74LS138	64	74LS373	145
74LS139	59	74LS378	145
74LS151	49	74LS377	125
74LS153	49	74LS380	155
74LS157	69	74LS387	185

### SPECIALS

3 inch MUFFIN FAN w/line cord \$9.95

UPD 765C: Floppy Disk Controller \$17.95 w/spec

2732A: 256Kbit EPROM \$24.50

AY5-1013A: 30K Band UART \$13.95

REAL-TIME CLOCK CALENDAR (MSM 5832)  
Features: Mono Metal Gate CMOS IC  
Time Month Date Year & Day of Week  
Bus Oriented  
1 Bit Data Bus  
1 Bit Address  
R/W Hold Select

\$7.45 w/SPEC 1

XTAL \$3.85  
32.768KHz stat Control  
5v Pow Sup  
Low Power Dissipation

### MONITORS

video 100 \$1299.00  
video 100 \$1559.00

12 inch 12MHz BLACK & WHITE VIDEO MONITOR  
AMDEK | LEEDEXI Corp

\$365.00

### CONCORD COMPUTER PRODUCTS

1971 SO. STATE COLLEGE ANAHEIM, CALIF. 92806  
(714) 937-0637  
CHECK - M/O  
NO COD

send \$100 for '81 catalog

\$10. MIN ORDER CA RES ADD 6% FRT

10-49	\$2.00	250-499	\$9.00
50-99	4.00	500-999	11.00
100-240	8.00	1000-UP	CALL

### 1981 I.C. MASTER \$59.95

LOW COST TERMINAL WITH KEYBOARD AND VIDEO 100 \$499.00

GLOBAL Logic Probes LP-1: \$40.00  
LP-3: \$60.00  
LPK-1: \$18.95

CARDS MICROSOFT Z80 \$295.00  
16K RAM \$160.00  
VIDEO VIDEOTERM 80 column \$295.00  
KEYBOARD ENHANCER \$120.00  
CALIF COMP SYS APPLE CLOCK \$124.00  
PROTO BOARD \$25.00  
PRINTERS EPSON MX-80 \$560.00  
CENTRONICS 737-1 \$950.00  
753-1 \$2,995.00  
BASE II inc 8008 \$649.00  
850 \$749.00

Apple Expansion Kit 16K Memory Add-On Includes Instructions \$25.95

TRS 80 16K Add-On Instructions & Dip Switches \$25.95



**Low Profile — TIN**

AB27-TI	1-24	25up	50up	100up
A162Z-TI	\$ 17	\$ 16	\$ 15	\$ 14
A162Z-TI	20	19	18	17
A162Z-TI	22	21	20	19
A162Z-TI	28	28	27	26
A202Z-TI	33	32	31	30
A22Z-TI	36	35	34	33
A24Z-TI	37	36	35	34
A28Z-TI	44	43	42	41
A40Z-TI	46	45	44	43

**Standard Soldertail — TIN**

ABT	1-24	25up	50up	100up
A14T	\$ 30	\$ 29	\$ 28	\$ 27
A14T	36	35	34	33
A16T	38	37	36	35
A18T	44	43	42	41
A22T	72	71	70	69
A24T	52	51	50	49
A28T	78	77	76	75
A36T	83	82	81	80
A40T	1.08	1.07	1.06	1.05

**Standard Soldertail — Gold**

ABG	1-24	25up	50up	100up
A14G	\$ 38	\$ 37	\$ 36	\$ 35
A14G	55	54	53	52
A16G	63	62	61	60
A18G	69	68	67	66
A22G	81	80	79	78
A24G	91	90	89	88
A28G	1.01	1.00	99	98
A36G	1.41	1.40	1.39	1.38
A40G	1.55	1.54	1.53	1.52

**SOCKETS**



**WIRE WRAP Level 3**

ABWG	1-24	25up	50up	100up
A10WG	\$ 55	\$ 54	\$ 53	\$ 52
A14WG	71	70	69	68
A16WG	73	72	71	70
A18WG	1.01	1.00	99	98
A20WG	1.23	1.22	1.21	1.20
A24WG	1.35	1.34	1.33	1.32
A28WG	1.43	1.42	1.41	1.40
A32WG	1.83	1.82	1.81	1.80
A36WG	1.95	1.94	1.93	1.92
A40WG	2.43	2.42	2.41	2.40

**Wire Wrap — TIN**

ABWT-TI	1-24	25up	50up	100up
A14WT-TI	\$ 41	\$ 40	\$ 39	\$ 38
A16WT-TI	63	62	61	60
A18WT-TI	67	66	65	64
A20WT-TI	91	90	89	88
A22WT-TI	99	98	97	96
A24WT-TI	1.09	1.08	1.07	1.06
A26WT-TI	1.39	1.38	1.37	1.36
A28WT-TI	1.63	1.62	1.61	1.60
A30WT-TI	1.89	1.88	1.87	1.86

**PORTABLE THANDAR OSCILLOSCOPE**



Model SC110  
Only \$369

- DC—10MHz
- 2" DIAGONAL CRT
- SMALL SIZE (10"x5.8"x2")
- ULTRA LOW POWER CONSUMPTION
- LIGHT WEIGHT (2 lbs)
- AUTOMATIC CIRCUIT POWER DOWN FOR UNUSED SECTIONS

**6500 SERIES MICROPROCESSOR IC's**

A = (2 MHz) B = (3 MHz) C = (4 MHz)

P6502	\$ 8.82	P6506A	\$8.82	P6520A	\$ 3.74	P6530-005	\$15.84
P6502A	9.66	P6507	8.09	P6820	3.40	P6532	10.82
P6502B	15.02	P6507A	8.82	P68B20	3.74	P6532A	11.87
P6502C	21.00	P6512	8.82	P6521	4.90	P6545-1	17.51
P6503	8.09	P6512A	8.82	P6521A	5.34	P6545A-1	22.44
P6503A	8.82	P6513	8.09	P6821	4.90	P6551	10.71
P6504	8.09	P6513A	8.82	P68B21	5.34	P6551A	11.76
P6504A	8.82	P6514	8.09	P6522	8.40	P6591	40.00
P6505	8.09	P6514A	8.82	P6522A	11.24	P1791-02	40.00
P6505A	8.82	P6515	8.09	P6530-004	15.84	P1793-02	40.00
P6506	8.09	P6520	3.40				

**MICROPROCESSOR CRYSTALS**

FREQ (MHz)	CASE P/N	PRICE	FREQ (MHz)	CASE P/N	PRICE	FREQ (MHz)	CASE P/N	PRICE
1.80	HC12 CY1A	\$9.50	4.8562	HC18 CY6A	\$8.00	15.00	HC18 CY15A	\$4.75
1.8432	HC12 CY1A	9.50	5.00	HC18 CY7A	8.00	15.00	HC18 CY18A	4.75
2.00	HC12 CY2A	8.25	5.00	HC18 CY8A	8.00	15.00	HC18 CY18A	4.75
2.4576	HC12 CY2B	8.25	5.7143	HC18 CY8C	8.00	18.00	HC18 CY20A	5.25
3.2768	HC12 CY3B	8.00	6.00	HC18 CY8D	8.00	20.00	HC18 CY22A	5.25
3.3784	HC12 CY3B	8.00	6.144	HC18 CY8C	8.00	23.884	HC18 CY23A	5.25
4.00	HC18 CY3A	8.00	6.00	HC18 CY8D	8.00	27.00	HC18 CY23A	5.25
4.434	HC18 CY4C	8.00	6.00	HC18 CY8D	8.00	32.00	HC18 CY24A	8.15
6.55	HC18 CY4B	8.00	14.31818	HC18 CY16A	6.75	100.00	HC18 CY16A	8.15

**XR2206KB FUNCTION GENERATOR KIT**

OPERATES ON EITHER:  
SINGLE 12V ±BV SPLIT SUPPLY  
INCLUDES ALL PARTS TO BE MOUNTED ON PC BOARD

Only... \$19.95  
POWER SUPPLY NOT INCLUDED

**POWER SUPPLY**

5 Volt 3 Amp  
APS-5-3

1-9 ..... \$37.25  
10 up ..... 35.55  
25 up ..... 34.04

**LIQUID CRYSTAL DISPLAY**

High Contrast Ratio  
Wide Viewing Angle  
0.5 in. Digit Height

ULTRA Low Power Consumption  
LCD106 ..... \$13.50

**MEMORIES**

STATIC RAM's

	1-9	10 up	100 up
2102-1 (500ns)	\$ 2.00	\$ 1.80	\$1.10
2114L-2 (200ns)	3.50	2.95	2.60
2114-3 (300ns)	3.40	2.80	2.50
2114-2 (200ns)	3.50	2.95	2.60

EPROM's

2708	3.50	3.30	3.10
2716 (5V)	6.50	4.80	4.50
2732 (350ns)	13.00	11.00	9.90

DYNAMIC RAM

4116 (200ns)	3.00	2.20	2.00
--------------	------	------	------

**ANCRONA HAS MOTOROLA SEMICONDUCTORS**

BFR90	\$1.91	MC858P	\$1.50	MC1488P	\$1.47	MC4024P	\$5.75	MC7906CT	\$2.10	MCM6874P	\$11.17	MPSH34	\$1.00
BFR91	2.42	MC862L	2.27	MC1489A	1.89	MC4026P	3.05	MC7908CT	2.10	MCM6810C	7.47	MPSU03	1.19
CA3054	1.54	MC858L	4.43	MC1489B	1.68	MC4044P	5.75	MC7912CT	2.10	MCR103	.79	MPSU06	1.00
CA3059	3.34	MC1302P	6.72	MC1489P	1.47	MC4558NCP1	3.18	MC7915CT	2.10	MCR106-2	1.01	MPSU06	1.08
CA3079	2.23	MC1308P	2.86	MC1490A	1.47	MC6800P	13.90	MC7918CT	2.10	MCR3918-B	7.74	MPSU10	1.23
DAC08CP	3.49	MC1310P	6.29	MC1495L	7.47	MC6808P	13.90	MC7924CT	2.10	MDA100A	2.05	MPSU16	1.13
MBD101	.73	MC1330A1P	2.20	MC1496G	2.07	MC6809P	45.39	MC10101P	92	MDA101A	2.21	MPSU56	1.09
MBD102	.88	MC1349P	1.72	MC1568R	13.42	MC6821P	7.33	MC10102P	92	MDA102A	2.38	MPSU131	.91
MBD201	1.03	MC1350P	1.44	MC1594L	12.74	MC6840P	12.22	MC10104P	92	MDA104A	2.54	MR250-2	2.27
MBD501	1.57	MC1351P	2.10	MC1595L	10.63	MC6844P	45.39	MC10107P	1.00	MDA106A	2.83	MR750	.84
MC78L05CP	.66	MC1352P	2.01	MC1710CP	.89	MC6845P	41.20	MC10109P	92	MDA108A	3.31	MR751	1.06
MC78L08CP	.66	MC1355P	2.10	MC1733CP	1.30	MC6846P1	39.90	MC10115P	92	MDA110A	3.80	MR752	1.12
MC78L12CP	.66	MC1357P	2.19	MC1776CP1	2.07	MC6847P	16.06	MC10116P	1.10	MDA200A	2.21	MR754	1.26
MC78L15CP	.66	MC1358P	1.91	MC1807P	1.36	MC6850L	14.32	MC10118P	92	MDA201A	2.38	MR756	2.10
MC78L18CP	.66	MC1364P	2.01	MC1808P	1.36	MC6850P	6.84	MC10123L	2.39	MDA202	2.54	MR758	2.65
MC78L24CP	.66	MC1372P	6.48	MC1809P	1.36	MC6852P	7.33	MC10124L	3.01	MJE3055T	1.29	MR760	3.21
MC78M05CT	1.47	MC1373P	5.19	MC3062L	4.00	MC6854P	32.26	MC10124P	2.52	MPF102	.68	MRB12	.51
MC78M08CT	1.47	MC1381P	1.44	MC3062P	4.12	MC6860P	13.92	MC10125L	3.01	MC7918CT	2.10	MRF476	2.93
MC78M09CT	1.47	MC1403UD	4.08	MC3303P	5.80	MC6875L	13.49	MC10125P	2.52	MPS918	1.28	MRFS01	3.15
MC78M12CT	1.47	MC1405L	15.28	MC3325P	2.10	MC6881P	8.91	MC10137L	32.36	MPS3638A	.48	MRF911	3.04
MC78M15CT	1.47	MC1408L6	3.84	MC3340P	2.10	MC6882AL	6.13	MC10176P	6.26	MPS3704	5.00	MV209	1.13
MC78M18CT	1.47	MC1408L7	6.75	MC3360P	3.50	MC6885P	2.72	MC10189L	3.27	MPS6514	.68	MV839	2.42
MC78M20CT	1.47	MC1408L8	4.55	MC3370P	3.72	MC6886P	2.72	MC10195L	2.52	MPS6520	.72	MV2115	2.27
MC78M24CT	1.47	MC1408P8	4.40	MC3403P	1.77	MC6887P	2.72	MC10216L	1.83	MPS6521	.83	MV2205	.78
MC79L05CP	1.12	MC1413P	1.68	MC3405P	3.60	MC6888P	2.72	MC14411P	17.26	MPS6522	.76	MV2209	.78
MC79L12CP	1.12	MC1436CU	4.96	MC3408L	3.55	MC6889P	3.14	MC14412VP	15.53	MPS6523	.85	NE592N	1.98
MC79L15CP	1.12	MC1437L	3.99	MC3416L	31.42	MC7805CT	1.65	MC14435VP	8.64	MPS6566	.73	SC1368	.98
MC79L24CP	1.12	MC1439L	4.62	MC3417L	14.83	MC7808CT	1.65	MC14457P	6.80	MPS8099	.57	SC136D	1.17
MC664P	3.20	MC1439P1	3.97	MC3420L	10.08	MC7812CK	3.14	MC14458P	13.73	MPS8599	.60	SC1418	1.76
MC680P	2.05	MC1445G	4.20	MC3423P1	1.66	MC7812CT	1.65	MC14490FP	5.60	MPSA08	.73	SC141D	1.98
MC684P	5.10	MC1492P	.99	MC3432P	4.33	MC7815CK	3.14	MC14490VP	4.24	MPSA12	.85	T2808	1.91
MC830L	2.27	MC1455UDS	1.98	MC3448AP	5.80	MC7815CT	1.65	MC14495P	3.98	MPSA13	.65	TL116	1.32
MC835L	2.46	MC1458CL	1.44	MC3470P	12.64	MC7818CT	1.65	MC34004P	3.52	MPSA20	.38	TIP102	1.81
MC839L	5.88	MC1458CP1	1.08	MC3476P1	31.8	MC7824CK	3.14	MC68488P	32.26	MPSA42	.82	TIP110	1.36
MC848L	3.17	MC1458P1	1.08	MC3480P	12.85	MC7902CT	2.10	MCAC255	1.76	MPSA56	.88		
MC847L	2.46	MC1458P1S	1.33	MC3503L	18.62	MC7905CT	2.10	MCM68A10P	5.59	MPSA64	.75		
MC857P	1.50	MC1488L	1.68	MC4016P	10.10	MC7906CK	4.20	MCM666L25	46.50	MPSA70	.44		

**ANCRONA**  
STORES DO NOT ACCEPT MAIL ORDERS  
**MAIL ORDER**  
P.O. BOX 2208R CULVER CITY, CA 90230  
PHONE ORDERS (213) 641-4064

Minimum Order \$10.00 Add \$2.00 to cover postage and handling. Master Charge and VISA welcomed. Please include your charge card number, interbank number and expiration date. Some items are subject to prior sale. Not responsible for typos. Store pricing may vary from Mail Order pricing. We reserve the right to substitute manufacturer.

**MOTOROLA'S OPTO TRIAC DRIVER COUPLER**

Type	Typ. Trig. mA	Peak Block Volts	Price
MOC3009	15	250	\$2.20
MOC3010	8	250	2.71
MOC3011	6	250	2.86
MOC3020	15	400	3.15
MOC3021	8	400	3.52
MOC3030*	15	250	3.96
MOC3031*	8	250	5.22

\*Zero Crossing

**Z-80 SERIES**

2.5 MHz		4.0 MHz	
Z-80-CPU	\$ 7.10	Z-80A-CPU	\$ 8.05
Z-80-CTC	5.90	Z-80A-CTC	6.35
Z-80-P10	5.90	Z-80A-P10	6.35
Z-80-DART	14.30	Z-80A-DART	15.50
Z-80-S10/0	20.10	Z-80A-S10/0	21.25
Z-80-S10/9	14.50	Z-80A-S10/9	15.70
Z-80-DMA	21.50	Z-80A-DMA	22.70

**★ 20% ★ DISCOUNT COUPON**

Bring this COUPON into one of our stores or mail to our Mail Order address shown below and receive a 20% DISCOUNT on purchases from this page of \$50.00 or more. Offer EXPIRES on December 15, 1981

NAME \_\_\_\_\_  
ADDRESS \_\_\_\_\_  
CITY \_\_\_\_\_ STATE \_\_\_\_\_  
ZIP \_\_\_\_\_ PHONE NO. \_\_\_\_\_

Coupons accepted only with full name and address filled in.

**CBM8032 32K RAM**  
8



### LOW TIM DC STEREO PRE-AMP KIT TA-10 20

Incorporates brand-new D.C. design that gives a frequency response from 0Hz-100KHz  $\pm$  0.5dB! Added features like tone defeat and loudness control let you tailor your own frequency supplies to eliminate power fluctuation! Specifications: • T.H.D. less than .005% • T.I.M. less than .005% • Frequency response: DC to 100KHz  $\pm$  0.5dB • RIAA deviation:  $\pm$  0.2dB • S/N ratio: better than 70dB • Sensitivity: Phono 2MV 47K/Aux. 100MV 100K • Output level: 1.3V • Max output: 15V • Tone control: bass  $\pm$  10dB @ 50Hz/treble  $\pm$  10dB @ 15Hz • Power supply:  $\pm$  24 D.C. @ 0.5A  
Kit comes with regulated power supply, all you need is a 48V C.T. transformer @ 0.5A.

**ONLY \$44.50**

X'former  
**\$4.50 ea.**



### 100W CLASS A POWER AMP KIT

Dynamic Bias Class "A" circuit design makes this unit unique in its class. Crystal clear, 100 watt power output will satisfy the most picky fans. A perfect combination with the TA-1020 low T.I.M. stereo pre-amp.

Specifications:

- Output power: 100W RMS into 8-ohm 125W RMS into 4-ohm
- Frequency response: 10Hz-100KHz
- T.H.D.: less than 0.008%
- S/N ratio: better than 80dB
- Input sensitivity: 1V max.
- Power supply:  $\pm$  40V @ 5 amp
- One channel, needs two for stereo



**TA-1000KIT**  
**\$51.95**  
Power transformer  
**\$24.00 each**

### 50 WATTS AUTO STEREO BOOSTER BY VERTRONIX

Specifications: • 50 watts RMS total (25W + 25W)

- Frequency Response:  $\pm$  0.5dB, 20Hz~20KHz
- T.H.D.: 0.2% at full rated output
- Input Impedance: 20K ohms
- Crosstalk: Better than 90dB
- Sensitivity: 1.5V for full rated output
- S/N Ratio: Greater than 95dB
- Speaker Load: 2 ~8 ohms
- Voltage Supply: 9~18V D.C.

Model V-Amp 500

**REG. PRICE**  
**\$119.00 EACH**  
**OUR SPECIAL PRICE**  
**\$55.00 EACH**

### "FISHER" 30 WATT STEREO AMP MAIN AMP (15W x 2)

Kit includes 2 pcs. Fisher PA 301 Hybrid IC all electronic parts with PC Board. Power supply  $\pm$  16V DC (not included). Power band with (KF 1%  $\pm$  3dB). Voltage gain 33dB. 20Hz-20KHz.

**Super Buy**  
**Only \$18.50**

### 5W AUDIO AMP KIT

2 LM 380 with Volume Control  
Power Supply 6 18V DC

**ONLY**  
**\$6.00 EACH**

### 2 WATT AUDIO AMP

Pre assembled units. All you need is to hook up the speaker and the volume control. Supply voltage from 9~15V D.C. measures only 2" x 3 1/4", making it good for portable or discrete applications. Comes with hook up data.

**BUY 2 FOR**  
**\$4.99**

### 1 WATT AUDIO AMP

All parts are pre-assembled on a mini PC Board. Supply Voltage 6~9V D.C.  
**SPECIAL PRICE \$1.95 ea.**



### NEW MARK III 9 Steps 4 Colors LED VU

Stereo level indicator kit with arc-shape display panel!!! This Mark III LED level indicator is a new design PC board with an arc-shape 4 colors LED display (change color from red, yellow, green and the peak output indicated by rose). The power range is very large from -30dB to +5dB. The Mark III indicator is applicable to 1 watt - 200 watts amplifier operating voltage is 3V-9V DC at max 400 MA. The circuit uses 10 LEDs per channel. It is very easy to connect to the amplifier. Just hook up with the speaker output!

**IN KIT FORM \$18.50**

### MARK IV 15 STEPS LED POWER LEVEL INDICATOR KIT


This new stereo level indicator kit consists of 36 4-color LED (15 per channel) to indicate the sound level output of your amplifier from -36dB +3dB. Comes with a well-designed silk screen printed plastic panel and has a selector switch to allow floating or gradual output indicating. Power supply is 6 12V D.C. with THG on board input sensitivity controls. This unit can work with any amplifier from 1W to 200W!

Kit includes 70 pcs. driver transistors, 38 pcs. matched 4-color LED, all other electronic components, PC board and front panel.

**MARK IV KIT**  
**\$31.50**

### MARK V 15 STEPS LED POWER OUTPUT INDICATOR KIT

All functions same as Mark IV but this is with heavy duty aluminum front plate and case. Can be easily slot into the front panel of your auto, truck or boat. Operates on 12V DC.



**\$41.50 EACH KIT**

### SOLID STATE STEREO GRAPHIC EQUALIZER PRE AMP KIT TA-2500

Specifications:

- Total Harmonic Distortion: Less than 0.05%
- Intermodulation Distortion: (70Hz:7KHz = 4:1 SMPTE Method) Less than 0.03%
- Frequency Response: Overall 10Hz ~ 100KHz +0.5dB, -1dB.
- RIAA Curve Deviation: (Phono) +0.2dB, -0.2dB (30Hz ~ 15KHz)
- Channel separation (at rated output 1KHz)
- Phono, Tuner, Aux and Tape Monitor better than 70dB.
- Input sensitivity and impedance (1KHz for rated output) Phono: 2MV 47K ohms Aux: 130MV 50K ohms Tuner: 130MV 50K ohms Tape: 130MV 50K ohms
- Graphic Equalizer control: 10 Band Slide Control Frequency Bands: 31.5Hz; G3Hz; 125Hz; 250Hz; 500Hz; 1KHz; 2KHz; 4KHz; 8KHz; 16KHz also with on panel selector for Phono, Tuner, Aux 1 and Aux 2.
- Power Supply: 117 VAC

Kit comes with all electronic components, transformer, instructions and a 19" rack mount type metal cabinet.



**MODEL TA-2500**  
**\$119.00 PER KIT**

### ELECTRONIC DUAL SPEAKER PROTECTOR

Cut off when circuit is shorted or over load to protect your amplifier as well as your speakers. A must for OCL circuits.




**KIT FORM \$8.75 EA.**

### PROFESSIONAL REGULATED VARIABLE D.C. POWER SUPPLY KIT

All solid state circuitry with high efficiency power transistor 2SD388 and I.C. voltage regulator MC1733. Output voltage can be adjusted from 0-30V at 1 amp current limited or 0-15V at 2 amp current limited. Internal resistance is less than 0.005 ohm; ripple and noise less than 1 MV, dual on panel meter for voltage and amp reading, also with on board LED and audible over load indicator. Kit comes with predrilled P.C. board, instructions, all necessary electronic components, transformer and a professional look metal cabinet. The best project for school and the most useful instrument for repairman. Build one today!

**MODEL TR 88A 0 ~ 15V D.C. 2 amp**  
**MODEL TR 88B 0 ~ 30V D.C. 1 amp**



**\$59.50 PER KIT**

### REGULATED DUAL VOLTAGE SUPPLY KIT

$\pm$  4 ~ 30V DC 800 MA adjustable, fully regulated by Fairchild 78MG and 79MG voltage regulator I.C. Kit includes all electronic parts, filter capacitors, I.C., heat sinks and P.C. board.



**\$12.50 PER KIT**

### POWER SUPPLY KIT

0-30V D.C. REGULATED  
Uses UA723 and ZN3055 Power TR output can be adjusted from 0-30V, 2 AMP. Complete with PC board and all electronic parts. Transformer for Power Supply. 2 AMP 24V x 2 **\$9.50**



0-30 Power Supply  
**\$10.50 each**

### AUDIO OUTPUT dB METER



Meter made of clear plastic with a silver white face plate. Scale reads from -20 +3dB. Meter also comes with an internal dial light.

**MODEL: 6F-3**  
**\$6.50 EACH**

### TWO IN ONE PANEL METER D.C. VOLTAGE AND AMP IN ONE



D.C. Volts reads 0-50  
D.C. Amp reads 0-3  
Meter case made of black plastic with a white scale plate and glass window.

**#ST-680 \$12.50 EA.**

### POCKET STEREO CASSETTE PLAYER WITH STEREO HEAD PHONE



This unit is a high fidelity stereo player which will give you years of listening pleasure and follow you wherever you go. Made by the same company in Japan who use the "Big Name."  
Complete set comes with 1 Stereo head-phone, 3 AA size alkaline batteries, 1 leather like carrying case for player and 1 carrying case for storage of 4 cassette tapes and 1 demo tape.

**MODEL SWM-33**  
**OUR DIRECT IMPORT PRICE**

**\$67.50**



**FORMULA INTERNATIONAL INC.**

11/81

	SHIPPING AND HANDLING CHARGES	
	Under \$50.00 purchase	Over \$50.00 purchase
Inside California	10%	5%
Outside Calif. (includes Mexico & Canada)	15%	10%
Overseas	25%	20%

Minimum Order \$10.00; Calif. Residents Add 6% Sales Tax  
Phone Orders Accepted on Visa or MC ONLY, NO C.O.D. / Store Hours 10-7 Mon. thru Sat.

12603 CRENSHAW BLVD., HAWTHORNE, CA 90250  
PHONE: (213) 973-1921 • (213) 679-5162

Send \$1.00  
For Detailed  
Catalogue





**FOR COMMERCIAL FREE TV BOX BUILDERS**

MC 1358	\$2.50	LM 7815	\$1.20
MC 1350	\$2.00	NE 565	\$2.00
MC 1330	\$3.00	Connectors Set	\$1.00
LM 1458	\$1.00	I.C. Socket Set	\$2.00
LM 380	\$2.00	Matching Transformer	\$1.40
Sanyo UHF Tuner	\$35.00	Torroid Coils	
Capacitors Set	\$12.50	(Set of 4)	\$3.00
Resistors Set	\$2.00	Speaker Cabinet	\$12.95
Trim Pots:		Transformer	
Trim Caps Set	\$13.50	18V 800MA	\$3.00
Pots and Knobs	\$2.00		

We sell you all the above components in a package for **\$125.00** and you will receive a free predrilled P.C. board and instructions at no charge!

**SANYO UHF VARACTOR TUNER**

For UHF CH 14 83

Tuning voltage +1V~+28V D.C. Input impedance 75 OHM. I.F. band width 7~16 MHz. Noise figure 11.5dB MAX. Size 2 3/4" x 1 1/4" x 3/4". Supply voltage 15V D.C. Sound I.F. = 58.0 MHz. Video I.F. = 62.5 MHz.



All units are brand new from Sanyo. MODEL 115-B-405A **\$35.00 EACH**

Tuner is the most important part for the circuit. Don't let those \$19.00 tuners fool you!

**TV GAME BOARD**


PLAYS 4 GAMES: TENNIS; HOCKEY; HANDBALL AND JAI-ALAI.

All boards complete with all parts ready to play. Requires 6C size batteries and a small speaker for sound effects. The boards were surplus from a famous game manufacturer. They will play on all US standard black and white or color TV sets. (Regular price for these games were \$39.50 each) **OUR PRICE ONLY \$6.50 EACH**

TENNIS JAI-ALAI



PART #57456



HOCKEY HANDBALL

**ELECTRONIC PIN BALL MACHINE**



That sounds and plays like the real thing. All units are brand new but without the case. Functions of the game include double flipper control, kicker control, 1-4 players, 3 speed ball control, tilt switch, automatic score, extra bonus cave and many more. All solid state with LED panel, no moving parts. Requires 9V battery to operate, speaker not included.

A perfect gift for yourself or friends.

**SPECIAL \$8.99 EACH SPEAKER \$1.25 EACH**

**ELECTRONIC MUSICAL TELEPHONE REST KIT**

This telephone rest can be used as a door charm, an audible indicator and for many other sound projects. The special custom made I.C. is pre programmed with 4 musical tunes. Kit comes with a nice looking plastic case, pre-drilled P.C. board, volume control, special sound I.C. speakers and all electronic components and instructions. Ideal for home or school projects.



MODEL FIH-3000

**BUY NOW!**

**SPECIAL PRICE! ONLY**

**\$15.50 PER KIT**

**LCD CLOCK MODULE!**


• 0.5" LCD 4 digits display • X'tal controlled circuits • D.C. powered (1.5V battery) • 12 hr. or 24 hr. display • 24 hr. alarm set • 60 min. countdown timer • On board dual back-up lights • Dual time zone display • Stop watch function.

**NIC1200 (12 hr)**

**NIC2400 (24 hr)**

**ON SALE**

**\$16.99 EACH**



**0.5" LED ALARM CLOCK MODULE**

**Assembled! Not a Kit!**

Features: • 4 digits 0.5" LED Displays • 12 hours real time format • 24 hours alarm audio output • 59 min. countdown timer • 10 min. snooze control.



**ONLY \$7.00 EACH**

**SPECIAL TRANSFORMER FOR CLOCK \$2.50**

**DIGITAL TIMER/CLOCK**

• 24 Hour preset time to turn on or off • 12 Hour green 0.5" display for time • operated on 12~16V A.C.

The whole timer is self contained in a compact plastic case (as seen in photo). Designed for VTR with push button switch for easy setting. Limited quantity available.



MODEL VEQ 0143

**SPECIAL! NOW ONLY \$12.94**

**MATCHED PAIR POWER TRANSISTORS BY MOTOROLA**

MJ2955 PNP 150 Watts BV=60 V \$3.50  
2N3055 NPN I.C.=15 A per pair

MJE2955 PNP 90 Watts BV=60 V \$3.00  
MJE3055 NPN I.C.=10 A per pair

MJ15003 NPN 250 Watts BV=140 V \$12.00  
MJ15004 PNP I.C.=20 A per pair

All above parts guaranteed to be prime and come with data sheets.

**MUFFIN FANS FOR EQUIPMENT COOLING**



These fans are pulled out from used computers. But carefully cleaned by ultrasonic cleaner. All in "like-new" condition. Size 4 11/16" x 1-1/2" x 4 11/16". MODEL MF505 **\$9.50 EACH**

**FLUORESCENT LIGHT DRIVER KIT**

12V DC POWERED



Lights up 8~15 Watt Fluorescent Light Tubes. Ideal for camper, outdoor, auto or boat. Kit includes high voltage coil, power transistor, heat sink, all other electronic parts and PC Board, light tube not included!

**\$6.50 Per Kit**

**PRESS-A-LIGHT SELF GENERATED FLASHLIGHT**

Never worry about battery, because it has none! Easy to carry in pocket and handy to use. Ideal for emergency light. It generates its own electricity by squeezing grip lever. Put one in your car, boat, camper or home. You may need it some time!



Model F-179

**EXCLUSIVE! \$3.95 ea.**

No FCC license required.

**OUR PRICE**

**\$49.50**

ADDITIONAL

MICROPHONE

(TRANSMITTER)

AVAILABLE

AT \$28.00 EACH



MURA WMS-49

Transmitter: FET mic for flat 30 ~18 KHz response extra controlled 49MHz AM Band for drift-free performance. 100 MW output (range approx. 1/4 mile) for reliable long range transmission. Powered by a 9V radio battery (included). Receiver: Extra controlled locks on 49MHz transmitter signal. With on panel VU meter monitors the signal strength from the microphone. Standard phone jack outlet connection to a P.A. or other phone input. 9V battery included. This professional set is ideal for on stage, in field, church, in house or outdoor use.

**CRYSTAL CONTROLLED WIRELESS MICROPHONE SYSTEM**

Transmitter: FET mic for flat 30 ~18 KHz response extra controlled 49MHz AM Band for drift-free performance. 100 MW output (range approx. 1/4 mile) for reliable long range transmission. Powered by a 9V radio battery (included).

Receiver: Extra controlled locks on 49MHz transmitter signal. With on panel VU meter

**SUPER FM WIRELESS MIC KIT—MARK III**



This new designed circuit uses high FEQ. FET transistors with 2 stages pre amp. Transmits FM Range (88-120 MHz) up to 2 blocks away and with the ultra sensitive condenser microphone that comes with the kit, allows you to pick up any sound within 15 ft. away! Kit includes all electronic parts, OSC coils, and P.C. Board. Power supply 9V D.C.

FMC-105

**\$11.50 PER KIT**

**WEM-36 FM WIRELESS MICROPHONE**

TEET MODEL WEM-36 is a factory assembled FM wireless microphone powered by two AA size batteries. Transmits in the range of 88-108 MHz with 3 transistor circuits to meet with F.C.C. part 15 regulations. Element is built in a plastic tube type case with an omni-directional electret condenser microphone unit. By using a standard FM radio, signal can be heard anywhere on a one-acre lot. Sound quality was judged "very good."



MODEL WEM-36

**\$16.50 EACH**

**WHISTLE ACTIVATED SWITCH BOARD**

All boards are pre-assembled and tested. Your whistle to its FET condenser microphone from a distance, as far as 30 feet away (sensitivity can be easily adjusted) will turn the switch on, then match your whistle to it again, then it turns off. Ideal for remote control toys, electrical appliance such as lights, coffee pots, TV, Hi-Fi, radio or other projects. Unit works on 9V D.C.



MODEL 968

**\$4.50 EACH**

**ULTRASONIC SWITCH KIT**



Kit includes the Ultra Sonic Transducers, 2 PC Boards for transmitter and receiver. All electronic parts and instructions. Easy to build and a lot of uses such as remote control for TV, garage door, alarm system or counter. Unit operates by 9-12 DC. **\$15.50**

**ELECTRONIC SWITCH KIT**

CONDENSER TYPE Touch On Touch Off uses 7473 I.C. and 12V relay

**\$5.50 each**



**FORMULA INTERNATIONAL INC.**

11/81

	Under \$50.00 purchase	Over \$50.00 purchase
Inside California	10%	5%
Outside Calif. (includes Mexico & Canada)	15%	10%
Overseas	25%	20%

Send \$1.00 For Detailed Catalogue



Minimum Order \$10.00/Call. Residents Add 6% Sales Tax. Phone Orders Accepted on Visa or MC ONLY. NO C.O.D./Store Hours 10-7 Mon. thru Sat.

12603 CRENSHAW BLVD., HAWTHORNE, CA 90250  
PHONE: (213) 973-1921 • (213) 679-5162





# NOW! A 12 HOUR TAPE RECORDER for only \$95.00\*

LONG  
PLAY

High quality AC-DC Cas-  
sette Recorder provides  
6 continuous hrs. of  
recording & play back  
of top quality true fi-  
delity, distortion free  
sound on each side  
of cassette for a to-  
tal of 12 hrs. Built-in  
features incl. • Voice  
level control • Auto  
tape stop • Digital  
counter • LED indi-  
cator, etc. AC Adapter &  
TDK DC-180 Cassette incl.



Model  
1000LP

**PHONE RECORDING ADAPTER**  
Record incoming and outgoing calls  
automatically with this all solid  
state unit connected to your tele-  
phone jack and tape recorder.  
Starts recording when phone is  
lifted. Stops when you hang up. **\$24.50\***  
FCC APPROVED



**VOX VOICE ACTIVATED CONTROL SWITCH**  
Solid state. Self contained. Adjust-  
able sensitivity. Voices or other  
sounds automatically activate and  
control recorder. Uses either re-  
corder or remote mike. **\$24.95\***  
\*Add for ship. & hdlg. Phone Call Adapter & VOX  
Recorder \$4.00. Cal. Res. add tax. Mail  
order, VISA, M/C, cod's ok. Qty. disc. avail.  
Money back guar. Free data. Dir. inq. Inv.  
AMC SALES, Dept. 19, 9335 Lubec  
St., Box 928, Downey, CA  
(213) 90421 Phone  
869-8519



CIRCLE 17 ON FREE INFORMATION CARD

## GUARANTEED LOWEST PRICES ON PRIME ICs

We do not buy ICs.  
This is a closest to the public  
of a manufacturer's surplus. As  
line items are sold out they will  
be deleted from our ads and  
catalog listing.  
If these prices are not the lowest  
you spot, our catalog prices will  
be lower.

from: Vermont Electronics  
Dept. 3  
312 W. Vermont, Suite B  
Anaheim, CA 92805  
\* We ship all orders within 24  
hrs. of receipt.  
\* We do not back order.  
\* Immediate refunds on items  
out-of-stock.

7402	15	7474	28	DM809N	1.56	LM3071N	1.90
7403	24	7474	42	DM809N	1.00	LM3071N	2.25
7404	24	7474	43	DM809N	52	LM3071N	2.25
7405	24	7474	44	DM809N	1.00	LM3071N	2.25
7406	24	7474	28	DM809N	50	LM3071N	1.25
7407	24	7474	44	DM809N	1.00	LM3071N	2.25
7408	24	7474	44	DM809N	1.00	LM3071N	2.25
7409	24	7474	44	DM809N	1.00	LM3071N	2.25
7410	24	7474	44	DM809N	1.00	LM3071N	2.25
7411	24	7474	44	DM809N	1.00	LM3071N	2.25
7412	24	7474	44	DM809N	1.00	LM3071N	2.25
7413	24	7474	44	DM809N	1.00	LM3071N	2.25
7414	24	7474	44	DM809N	1.00	LM3071N	2.25
7415	24	7474	44	DM809N	1.00	LM3071N	2.25
7416	24	7474	44	DM809N	1.00	LM3071N	2.25
7417	24	7474	44	DM809N	1.00	LM3071N	2.25
7418	24	7474	44	DM809N	1.00	LM3071N	2.25
7419	24	7474	44	DM809N	1.00	LM3071N	2.25
7420	24	7474	44	DM809N	1.00	LM3071N	2.25
7421	24	7474	44	DM809N	1.00	LM3071N	2.25
7422	24	7474	44	DM809N	1.00	LM3071N	2.25
7423	24	7474	44	DM809N	1.00	LM3071N	2.25
7424	24	7474	44	DM809N	1.00	LM3071N	2.25
7425	24	7474	44	DM809N	1.00	LM3071N	2.25
7426	24	7474	44	DM809N	1.00	LM3071N	2.25
7427	24	7474	44	DM809N	1.00	LM3071N	2.25
7428	24	7474	44	DM809N	1.00	LM3071N	2.25
7429	24	7474	44	DM809N	1.00	LM3071N	2.25
7430	24	7474	44	DM809N	1.00	LM3071N	2.25
7431	24	7474	44	DM809N	1.00	LM3071N	2.25
7432	24	7474	44	DM809N	1.00	LM3071N	2.25
7433	24	7474	44	DM809N	1.00	LM3071N	2.25
7434	24	7474	44	DM809N	1.00	LM3071N	2.25
7435	24	7474	44	DM809N	1.00	LM3071N	2.25
7436	24	7474	44	DM809N	1.00	LM3071N	2.25
7437	24	7474	44	DM809N	1.00	LM3071N	2.25
7438	24	7474	44	DM809N	1.00	LM3071N	2.25
7439	24	7474	44	DM809N	1.00	LM3071N	2.25
7440	24	7474	44	DM809N	1.00	LM3071N	2.25
7441	24	7474	44	DM809N	1.00	LM3071N	2.25
7442	24	7474	44	DM809N	1.00	LM3071N	2.25
7443	24	7474	44	DM809N	1.00	LM3071N	2.25
7444	24	7474	44	DM809N	1.00	LM3071N	2.25
7445	24	7474	44	DM809N	1.00	LM3071N	2.25
7446	24	7474	44	DM809N	1.00	LM3071N	2.25
7447	24	7474	44	DM809N	1.00	LM3071N	2.25
7448	24	7474	44	DM809N	1.00	LM3071N	2.25
7449	24	7474	44	DM809N	1.00	LM3071N	2.25
7450	24	7474	44	DM809N	1.00	LM3071N	2.25
7451	24	7474	44	DM809N	1.00	LM3071N	2.25
7452	24	7474	44	DM809N	1.00	LM3071N	2.25
7453	24	7474	44	DM809N	1.00	LM3071N	2.25
7454	24	7474	44	DM809N	1.00	LM3071N	2.25
7455	24	7474	44	DM809N	1.00	LM3071N	2.25
7456	24	7474	44	DM809N	1.00	LM3071N	2.25
7457	24	7474	44	DM809N	1.00	LM3071N	2.25
7458	24	7474	44	DM809N	1.00	LM3071N	2.25
7459	24	7474	44	DM809N	1.00	LM3071N	2.25
7460	24	7474	44	DM809N	1.00	LM3071N	2.25

**FREE** Self-scoring IQ test (Retail \$9.95) with order over \$25.00 (IQ test may be ordered separately \$6.95 each; 10 for \$39.95) Guaranteed to be accurate.

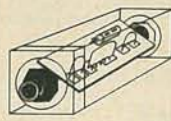
Much wider selection of ICs and transistors. 74xx, 74Lxx, 74Hxx, 74XX, DM809N, LM, MM, AH, DH, LH, NH, 74Cxx, 81 for catalog, free with order or if requested by phone.

Send Mail Orders to: Vermont Electronics Dept. 3 312 W. Vermont, Suite B, Anaheim, CA 92805

Standard Shipping Charges	Volume Discount Schedule	24 hr. Order Desk (714) 956-4634
\$0.01-\$24.99 = \$2.00	\$0.01-\$24.99 net	10% surcharge on RUSH ORDERS.
\$25.00 up no charge	\$25.00-\$99.99 = 5%	Calif. Res. add 6% sales tax.
*25% deposit required on COD orders by mail.	\$100.00-\$999.99 = 15%	
	\$1000.00-up = 20%	

CIRCLE 19 ON FREE INFORMATION CARD

## SIMPLE SIMON KITS



**NEW STATE-OF-THE-ART**



**ZYZZX**  
VHF-UHF WIDEBAND  
ANTENNA AMPLIFIER  
MODEL ALL-1  
50 MHz — 900 MHz  
12 dB GAIN ± 0.5dB

### SIMPLE SIMON ELECTRONICS INTRODUCES

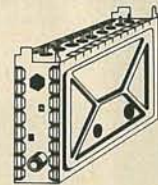
#### A REVOLUTIONARY NEW ONE STAGE HYBRID IC BROADBAND AMPLIFIER

This unit is not available anywhere else in the world. One unit serves many purposes and is available in Kit or Assembled form. Ideal for outdoor or indoor use. Input-output impedance is 75 ohms. Amplifier includes separate co-ax feed power supply. Easily assembled in 25 minutes. No coils, capacitors etc. to tune or adjust.

- ALL-1 Complete Kit plus Power Supply ..... \$24.95
- ALL-1 Assembled / Tested plus Power Supply ..... \$34.95

## 7 + 11 PARTS KITS

### MITSUMI VARACTOR UHF TUNER Model UES-A56F \$34.95



Freq. Range UHF470 - 889MHz  
Antenna Input 75 ohms  
Channels 14-83 Output Channel 3

KIT NO	PART NO	DESCRIPTION	PRICE
1	VT1-SW	Varactor UHF Tuner, Model UES-A56F	\$34.95
2	CB1-SW	Printed Circuit Board, Pre-Drilled	18.95
3	TP7-SW	P.C.B. Potentiometers, 1-20K, 1-1K, and 5-10K ohms, 7-pieces	5.95
4	FR35-SW	Resistor Kit, 1/4 Watt, 5% Carbon Film, 32-pieces	4.95
5	PT1-SW	Power Transformer, PRI-117VAC, SEC-24VAC, 250ma	6.95
6	PP2-SW	Panel Mount Potentiometers and Knobs, 1-1KBT and 1-5KAT w/Switch	5.95
7	SS14-SW	IC's 7-pcs, Diodes 4-pcs, Regulators 2-pcs Heat Sink 1-piece	29.95
8	CE9-SW	Electrolytic Capacitor Kit, 9-pieces	5.95
9	CC33-SW	Ceramic Disk Capacitor Kit, 50 W.V., 33-pieces	7.95
10	CT-SW	Variable Ceramic Trimmer Capacitor Kit, 5-65pfd, 6-pieces	5.95
11	L4-SW	Coil Kit, 18mhs 2-pieces, 22µhs 1-piece (prewound inductors) and 1 T37-12 Ferrite Torroid Core with 3 ft. of #28 wire	5.00
12	ICS-SW	I.C. Sockets, Tin Inlay, 9-pin 5-pieces and 14-pin 2-pieces	1.95
13	SR-SW	Speaker, 4x8" Oval and Prepunched Wood Enclosure	14.95
14	MISC-SW	Misc. Parts Kit Includes Hardware, (6/32, 8/32 Nuts, & Bolts), Hookup Wire, Ant. Terms, DPDT Ant. Switch, Fuse, Fuseholder, etc.	9.95
When Ordering All Items, (1 thru 14), Total Price			139.95

### ANTENNAS & ACCESSORIES

STVA-1STV	Yagi Antenna, 13.5 db, 75 ohm, Chan. 42-54	\$9.95
STVA-2STV	Yagi Antenna, 13.5 db, 75 ohm, Chan. 20-28	9.95
	CX-75 Coaxial 75 ohm Low Loss Ant. Cable	\$ .12 P/FT.
	F-59 Coaxial Connectors ea	\$ .39
	MT-1 Special UHF 75-300 OHM Matching Transformer ea.	\$1.45
	ALL-1 Indoor/Outdoor HYBRID IC Wideband VHF-UHF-FM 75 OHM Antenna Amplifier Kit.	\$24.95
	Assembled.	\$34.95

Mail Order Only — Send Check or Money Order To:  
**SIMPLE SIMON ELECTRONIC KITS**  
Calif. Orders:  
3871 S. Valley View, Suite 12, Las Vegas, Nevada 89103  
Tel: (702) 322-5273  
All Other Orders:  
11850 S. Hawthorne Blvd., Hawthorne, Calif. 90250  
Tel: (213) 675-3347  
Minimum Order: \$19.95. Add 10% Shipping and Handling.  
For Orders over \$40.00, Add 5% Catalog \$1.00.  
— VISA and Mastercard Acceptable —

## KNAPP ELECTRONIC PARTS

<p><b>Reed Relay</b> 6v. SPST COTO mini CR 4003-6 <b>.79¢</b></p>	<p><b>Capacitor</b> 5200 mf 25v. <b>.49¢</b></p>	<p><b>5 Way Binding Posts</b> red or blue <b>.23¢</b></p>
<p><b>Jumbo LEDs</b> red diffused 100/*1.00 100/*8.00</p>	<p><b>Dip Tantalum Caps</b> Dipped 100 @ 3v. 6.8, 10, 15, 22, 33, 47, @ 6.3v. 22, 68 @ 10v.</p>	<p><b>Popular Transistors</b> 2N2221A, TO 39 ..... 4/\$1.00 ECG128, TO 39 ..... .79 ECG123AP TO 18 ..... 4/\$1.00 ECG159, TO 18 ..... 4/\$1.00 ECG130, TO 3 ..... .79 ECG129 TO 220 ..... \$1.00 2N2222 or 2N2907 TO 926/*79</p>
<p><b>Power One</b> 5v. 6AMP power supply reg. .5% accuracy <b>\$23.50</b></p>	<p><b>Mura Cordless Telephone System</b> AS IS complete units <b>\$43.50</b> \$199.95 Retail</p>	<p><b>Relays</b> Potter/Brumfield KH-5870 12v/DPDT or Dunn Reed MRSIA103 24v/SPST <b>.99¢</b></p>
<p><b>Micro Switches</b> mini OMRON S55 w/lever micro switch #62 + V3 cherry E23 <b>.49¢</b> 10 assorted <b>\$3.50</b></p>	<p><b>Mini Solid State Buzzer</b> 12v. <b>.98¢</b></p>	<p><b>I.C.'s</b> ALL NEW 50 pieces mixed 7400 - 74LS's - 74S CA-Linear &amp; CD CMOS stock up... <b>\$10.00</b></p>
<p><b>Voltage Regulator</b> ideal for battery charging 13.7 v. TO-3 3AMP <b>\$1.09</b></p>	<p><b>Dip Switch</b> 5 posit <b>.89¢</b> 6 ..... <b>.99¢</b> 8 ..... <b>\$1.09</b></p>	<p><b>Toggle Switches</b> SPST ..... 79 SPDT mom. center off. 99 SPDT .. center off. 99 SPDT ..... 99 SPDT .. 10 AMP. 1.19 DPDT ..... 1.95 DPDT .. center off. 2.09 3PDT ..... 1.95 4PDT ..... 1.95</p>
<p><b>Circuit Breakers</b> auto reset sealed glass 1/4/10/20 AMP <b>10/\$3.50</b></p>	<p><b>Low Profile Dip Sockets</b> 14 pin ..... 17 16 pin ..... 18 18 pin ..... 22 24 pin ..... 19 or 10/\$1.00 40 pin ..... 50 42 pin flat ..... 19 or 10/\$1.00 EDGE CONNECTORS 15/30 pin AMP edge conn. gold w/w .89 36/72 pin double winchester edge gold S.T. \$2.25 40/80 pin winchester gold w/w \$2.95</p>	<p><b>Magnacraft Dip Relays</b> SPST ... NO 5, 6, 12, 24v. NC SPDT ..... 1.99 DPDT ..... 1.99 DPDT .. only 5, 12v. .... <b>\$1.99</b> Ideal for TTL or CMOS <b>10/\$14.95</b></p>

SEND FOR FREE CATALOG  
Or Call Us At (813) 392-0406

**H.J. Knapp of Florida Inc.**  
4750 96th St. N. St. Petersburg, Florida 33708

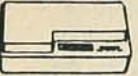
CIRCLE 56 ON FREE INFORMATION CARD



# ETCO

## CABLE TV CONVERTERS AND OTHER GOOD STUFF!

**SMASHING ALL SALES RECORDS - OUR NEW 30 CHANNEL CABLE TV CONVERTER!**



Converts mid & super band cable channels for viewing on your TV set!  
**39<sup>95</sup>** \$34.95 ea./5

**HOT NEW IMPORT! REMOTE CONTROL 30 CHANNEL CABLE TV CONVERTER!**

**89<sup>95</sup>**  
 \$79.95 ea./5  
 \$74.95 ea./10

Includes remote TV control, auto switch and fine tuning control!  
 No. 349VA275



**ETCO MKII WIRELESS - THE ULTIMATE CABLE TV CONVERTER!**



Set TV to channel 3, and the hand held remote control does it all!  
 No. 349ZA008

**189<sup>00</sup>**

**VIDCOR 2000 CONVERTER ELIMINATES PROBLEMS WHEN VIDEOTAPEING FROM CABLE TV**

**89<sup>95</sup>**

Restores your VCR's capability for programming. Restores remote channel control. Enables videotaping of one cable program while watching another.  
 No. 349VA950



**UNUSUAL FACTORY SURPLUS MID-BAND - SUPER-BAND CABLE TV TUNER**



Converts cable channels to a common IF frequency. Experimenters - build cable converters, decoders, etc. With schematic. No. 349VA342

**19<sup>95</sup>** \$17.50 ea./10

**FACTORY SURPLUS UHF TUNERS**

**4<sup>95</sup>** \$3.95 ea./10

Brand new production surplus. All solid state. Ideal for experimental work building cable TV converters, etc. No. 349SU099



**MINIATURE FM WIRELESS MICROPHONE**



Hides in the palm of your hand. Reception on any standard FM radio or receiver.  
 No. 349VA482

**29<sup>95</sup>** \$27.50 ea./5  
 \$24.95 ea./10

**QUARTER-MILE WIRELESS MICROPHONE & RECEIVER SYSTEM**

**69<sup>95</sup>** \$49.95 ea./5

FCC approved crystal controlled wireless mike & receiver. All battery operated. Electret wide range response. VU meter.  
 No. 349VA093



**FACTORY SURPLUS VHF / UHF "TWIN" VARACTOR TUNERS!**



Admiral No. NC 3143-1. BRAND NEW! Ideal for building or repairing electronically tuned TV "FRONT ENDS". A hard to find item at a sensational price!  
 No. 349V308

**39<sup>95</sup>** \$34.95 ea./5

**DUMPING! NORELOCO ENDLESS LOOP CASSETTES!**

**4<sup>95</sup>** \$4.49 ea./10

Impossible to find at any price!  
 3 minutes - No. 349VA805  
 6 minutes - No. 349VA806



**IN STOCK - THE MURA CORDLESS TELEPHONE SYSTEM!**



Answer & originate calls with this wire-less push-button 400 ft. range cordless telephone. Last number repeat! Ring feature! Use with rotary, touch-tone!  
 No. 349VA274

**144<sup>88</sup>** \$129.95 ea./5

**SALE OF QUARTZ BATTERY-OPERATED CLOCK MOVEMENTS!**

**9<sup>95</sup>** \$8.95 ea./5

Accuracy of 3 min./year, up to 4 years operation on 1 alkali (1.5" cell). Imported from West Germany. No. 349VA561



**20 AMP REGULATED 12VDC POWER SUPPLY!**



13.8 vdc no load, 12.5 vdc full load. Easily handles ham station, marine radio, SSB linears up to 400W P.E.P. Brand new, factory tested. 110 VAC. No. 349VA394

**69<sup>88</sup>** \$69.95 ea./5

**FREE** OUR LATEST 98 PAGE FASCINATING CATALOG - jam-packed with unique items, electronic bargains and unusual offers. Write or circle the information card number below.

**ETCO ELECTRONICS**  
 NORTH COUNTRY SHOPPING CENTER  
 PLATTSBURGH, N.Y. 12901

Check with order, please. Visa & Mastercard OK. (Sorry, no C.O.D.'s. Add 15% for UPS & Handling (E-excess refunded). N.Y. State residents add 7% sales tax. Dealer & Export inquiries invited. Our telephone order desk never sleeps.  
 Call 1-518-561-8700.

CIRCLE 34 ON FREE INFORMATION CARD


### CPU'S & SUPPORT CHIPS

8080A	3.75	8226	2.75
8085A	7.50	8251	5.50
AMD 2901	8.95	8258	6.95
8212	2.25	8257 (AM9517)	7.90
8214	3.60	280A CPU	6.75
8216	2.90	280A S10	12.95
8224	3.25	8275	16.95
MM5307 9.95			
RAM's			
2114-3	2.25	2708	3.95
4118-3	2.50	2716	2.50
4116-2	3.50	2732	16.95
2102-3	2.50	8253	16.95
2102-4	3.00	8253	16.95
MM4027-3	3.50	825112	4.95
MM4096-11	3.95	825115	4.95
TMS4048-2S	2.40	825123	2.95
MS4050-11	2.95	825125	1.95
2101-1	4.50	825129	1.95
MM5020	3.45	825130	1.95
MM4096P	1.95	825131	6.95
IM7201	4.95	825181	6.95
S101E	2.25	2628A-3	6.95
2111A	2.45	AM9218C	2.95
		8256 S (74188A)	1.25
UART's			
AYS-1013	3.75	MM888A	8.95
TR1602B	3.95	COM2017	3.75
PT1482B	3.25	AY3-8500-1	1.95
INTERFACE SHIFT REGISTERS & DRIVERS			
1488	90	MM1402	1.75
1489	1.10	MM1403	1.75
8130	2.50	MM1404	1.75
8E30	2.50	MM5013	2.50
8E33	2.50	MM5016	2.50
8E34	2.50	MM5056	2.50
8E37	2.00	MM5057	2.50
8E38	2.00	MM5058	2.50
8E39	2.00	MM5059	2.50
8E31A	2.75	MM5059	2.50
MM5321	9.90	MM5060	2.50
MM5369	2.50	MM5060	2.50
14 PIN HEADERS 3/16" .010			
16 PIN HEADERS .40			
24 PIN HEADERS .75			
40 PIN HEADERS 1.10			
50 PIN EDGEBOARD CONN. 3.95			
25 PIN EDGEBOARD CONN. 2.50			
50 PIN RIGHT ANGLE CONN. 3.95			
20 PIN RIGHT ANGLE CONN. 2.25			
PRINTED CIRCUIT BOARD			
4" x 6" DOUBLE SIDED			
EPOXY BOARD 1/8" THICK			
\$6.00 ea. \$52.60/50			
EPOXY GLASS VECTOR BOARD			
1/16" thick with 1/10" spacing			
4 1/2" x 6 1/2" \$1.95			
DATEL'S DAC-08EQ			
8 bit DAC - \$7.95			
INTERISL DIGIBIT ANALOG SWITCH \$11.50			
2 CHANNEL DRIVERS			
INTERISL 7102 12 CP 12 BIT \$26.50			
A/D CONVERTER			
REDICON SAD 1024 ANALOG SWITCH \$10.95			
74500	30	74574	70
74501	30	74575	70
74502	30	74576	70
74503	30	74577	70
74504	30	74578	70
74505	30	74579	70
74506	30	74580	70
74507	30	74581	70
74508	30	74582	70
74509	30	74583	70
74510	30	74584	70
74511	30	74585	70
74512	30	74586	70
74513	30	74587	70
74514	30	74588	70
74515	30	74589	70
74516	30	74590	70
74517	30	74591	70
74518	30	74592	70
74519	30	74593	70
74520	30	74594	70
74521	30	74595	70
74522	30	74596	70
74523	30	74597	70
74524	30	74598	70
74525	30	74599	70
74526	30	74600	70
74527	30	74601	70
74528	30	74602	70
74529	30	74603	70
74530	30	74604	70
74531	30	74605	70
74532	30	74606	70
74533	30	74607	70
74534	30	74608	70
74535	30	74609	70
74536	30	74610	70
74537	30	74611	70
74538	30	74612	70
74539	30	74613	70
74540	30	74614	70
74541	30	74615	70
74542	30	74616	70
74543	30	74617	70
74544	30	74618	70
74545	30	74619	70
74546	30	74620	70
74547	30	74621	70
74548	30	74622	70
74549	30	74623	70
74550	30	74624	70
74551	30	74625	70
74552	30	74626	70
74553	30	74627	70
74554	30	74628	70
74555	30	74629	70
74556	30	74630	70
74557	30	74631	70
74558	30	74632	70
74559	30	74633	70
74560	30	74634	70
74561	30	74635	70
74562	30	74636	70
74563	30	74637	70
74564	30	74638	70
74565	30	74639	70
74566	30	74640	70
74567	30	74641	70
74568	30	74642	70
74569	30	74643	70
74570	30	74644	70
74571	30	74645	70
74572	30	74646	70
74573	30	74647	70
74574	30	74648	70
74575	30	74649	70
74576	30	74650	70
74577	30	74651	70
74578	30	74652	70
74579	30	74653	70
74580	30	74654	70
74581	30	74655	70
74582	30	74656	70
74583	30	74657	70
74584	30	74658	70
74585	30	74659	70
74586	30	74660	70
74587	30	74661	70
74588	30	74662	70
74589	30	74663	70
74590	30	74664	70
74591	30	74665	70
74592	30	74666	70
74593	30	74667	70
74594	30	74668	70
74595	30	74669	70
74596	30	74670	70
74597	30	74671	70
74598	30	74672	70
74599	30	74673	70
74600	30	74674	70
74601	30	74675	70
74602	30	74676	70
74603	30	74677	70
74604	30	74678	70
74605	30	74679	70
74606	30	74680	70
74607	30	74681	70
74608	30	74682	70
74609	30	74683	70
74610	30	74684	70
74611	30	74685	70
74612	30	74686	70
74613	30	74687	70
74614	30	74688	70
74615	30	74689	70
74616	30	74690	70
74617	30	74691	70
74618	30	74692	70
74619	30	74693	70
74620	30	74694	70
74621	30	74695	70
74622	30	74696	70
74623	30	74697	70
74624	30	74698	70
74625	30	74699	70
74626	30	74700	70
74627	30	74701	70
74628	30	74702	70
74629	30	74703	70
74630	30	74704	70
74631	30	74705	70
74632	30	74706	70
74633	30	74707	70
74634	30	74708	70
74635	30	74709	70
74636	30	74710	70
74637	30	74711	70
74638	30	74712	70
74639	30	74713	70
74640	30	74714	70
74641	30	74715	70
74642	30	74716	70
74643	30	74717	70
74644	30	74718	70
74645	30	74719	70
74646	30	74720	70
74647	30	74721	70
74648	30	74722	70
74649	30	74723	70
74650	30	74724	70
74651	30	74725	70
74652	30	74726	70
74653	30	74727	70
74654	30	74728	70
74655	30	74729	70
74656	30	74730	70
74657	30	74731	70
74658	30	74732	70
74659	30	74733	70
74660	30	74734	70
74661	30	74735	70
74662	30	74736	70





**DON'T  
BLAME  
THE  
SOFTWARE!**



Pat. #4,259,705

Power Line Spikes and Hash often cause memory loss or erratic operation. Often floppies, printer & processor interact!

OUR patented ISOLATORS eliminate equipment interaction AND curb damaging Power Line Spikes, Surges and Hash.

Filtered 3-prong sockets and integral Spike Suppression. 125 VAC, 15 Amp, 1875 W Total - 1 KW per socket.

ISO-1 ISOLATOR. 3 Filtered Sockets; 1000 Amp 8/20 usec Spike Suppressor ..... \$62.95

ISO-4 ISOLATOR. 6 Filtered Sockets; 1000 Amp 8/20 usec Spike Suppressor ..... \$106.95

ISO-3 SUPER-ISOLATOR. 3 DUAL filtered Sockets; 2000 Amp 8/20 usec Spike Suppressor ..... \$94.95

ISO-7 SUPER-ISOLATOR. 5 DUAL filtered Sockets; 2000 Amp 8/20 usec Spike Suppressor ..... \$154.95

Master-Charge, Visa, American Express  
**TOLL FREE ORDER DESK 1-800-225-4876**  
(except AK, HI, MA, PR & Canada)

**Electronic Specialists, Inc.**

171 South Main Street, Natick, MA 01760

Technical & Non-800: 1-617-655-1532

**CIRCLE 20 ON FREE INFORMATION CARD**

**ELECTRONIC KITS FROM HAL-TRONIX**

**2304 MHZ DOWN CONVERTERS.** TUNES IN ON CHANNELS 2 TO 7 ON YOUR OWN HOME T.V. HAS FREQUENCY RANGE FROM 2000 MHZ TO 2500 MHZ. EASY TO CONSTRUCT AND COMES COMPLETE WITH ALL PARTS INCLUDING A DIE-CAST ALUM CASE AND COAX FITTINGS, REQUIRE A VARIABLE POWER SUPPLY AND ANTENNA (Antenna can be a dish type or coffee can type depending on the signal strength in your area.)

**2304 MOD 1 (Basic Kit) \$49.95**

(Less case & fittings)  
**2304 MOD 2 (Basic / Pre-amp) \$59.95**

(Includes case & fittings)  
**2304 MOD 3 (Hi-Gain Pre-amp) \$69.95**

(Includes case & fittings)

POWER SUPPLY FOR EITHER MODEL ABOVE IS AVAILABLE. COMES COMPLETE WITH ALL PARTS, CASE, TRANSFORMER, ANTENNA SWITCH AND CONNECTORS (Kit) \$24.95

Assembled.....\$34.95

Slotted Microwave Antenna For Above

Downverters.....\$39.95

\*\*\*\*\*

**PREAMPLIFIERS**

HAL PA-19—1.5 mhz to 150 mhz. 19db gain operates on 8 to 18 volts at 10ma. Complete unit \$8.95.

HAL PA-1.4—3 mhz to 1.4 ghz. 10 to 12 db gain operates on 8 to 18 volts at 10ma. Complete unit \$12.95.

(The above units are ideal for receivers, counters, etc.)

\*\*\*\*\*

**16 LINE TOUCH TONE DECODER KIT WITH P.C. BOARD AND PARTS .....\$69.95**

**12 LINE TOUCH TONE DECODER KIT WITH P.C. BOARD AND PARTS .....\$39.95**

**16 LINE ENCODER KIT, COMPLETE WITH CASE, PAD AND COMPONENTS ....\$39.95**

**12 LINE ENCODER KIT, COMPLETE WITH CASE, PAD AND COMPONENTS ....\$29.95**

\*\*\*\*\*

**MANY, MANY OTHER KITS AVAILABLE**

Send 15¢ stamp or S.A.S.E. for information and flyer on other HAL-TRONIX products. To order by phone: 1-313-265-1782.

\*\*\*\*\*

**HAL-TRONIX**

P.O. Box 1101  
Southgate, MI 48195

\*\*\*\*\*

SHIPPING INFORMATION: ORDERS OVER \$20.00 WILL BE SHIPPED POSTPAID EXCEPT ON ITEMS WHERE ADDITIONAL CHARGES ARE REQUESTED. ON ORDERS LESS THAN \$20.00 PLEASE INCLUDE ADDITIONAL \$1.50 FOR HANDLING AND MAILING CHARGES.

\*\*\*\*\*

**CIRCLE 21 ON FREE INFORMATION CARD**

**MOOSE™**

National Semi LM396 is a 10A, 70W regulator adjustable from 1.25V to 15V. This new regulator has current limiting, thermal limiting and is immune to blowout from overload and shorts. TO-3 package requires only 2 external resistors to set output voltage.

LM396 with specs ..... \$19.95

**SUPER CAP**

How about a *One Farad* (That's right, 1 Farad) cap for use as a reserve power source for memory backup. No more worrying about NICAD charging times or failures. Supercaps supply up to 10mA for 30 seconds or 1uA for approximately 1 week. Only 1 1/4" dia. x 3/4" tall. P.C. mt. leads. 2 voltages available.

FAOH105Z 5V ..... \$10.50

FAOH110Z 10V ..... \$10.50

**REMOTE CONTROL TRANSMITTER/RECEIVER**

LM1871/1872 chip set has the RF and encode/decode for up to 6 channels of analog or digital link! Never an easier way to control toys, industrial processes, security systems... etc.

Low power for battery operations (6V). Interfaces with standard hobby servos or control instruments.

LM1871/1872 set with specs ..... \$15.95

**D SUBMINIATURE CONNECTORS**

(Compare these prices!)

PLUGS	1-9	10-24	25-99
NEZ9P .....	\$1.95	\$1.75	\$1.60
NAZ15P .....	2.35	2.10	1.90
NBZ25P .....	2.60	2.35	2.15
NCZ37P .....	4.55	4.15	3.80
DDZ50P .....	5.65	5.15	4.65

**SOCKETS** 1-9 10-24 25-99

NEZ9S .....	\$ 3.10	\$ 2.75	\$ 2.50
NAZ15S .....	4.20	3.75	3.45
NBZ25S .....	3.35	3.05	2.85
NCZ37S .....	8.85	8.00	7.35
NDZ50S .....	11.65	10.60	9.65



**7808 N. 27th Avenue  
Phoenix, Arizona 85021**

ORDER TOLL FREE: 1-800-528-0183  
(Order desk only)

TERMS: \$10.00 minimum order.  
Visa, MC, BAC, Check, M.O. or UPS C.O.D.  
U.S. Funds only. AZ residents add 5% sales tax.  
Prepaid orders over \$50 shipping prepaid.

OTHERS: Add \$3.00 shipping & handling.  
Add \$1.50 for C.O.D. orders.  
Outside U.S., add 20%.

**CIRCLE 54 ON FREE INFORMATION CARD**

**SAVE \$\$ ON A LUXURY CLOCK CLOSEOUT**

National Semiconductor's MA1003 is the Cadillac (or Mercedes, if you prefer) of clock modules. Designed for installation in cars, boats, and recreational vehicles, the MA1003 has four blue-green fluorescent digits that are far more pleasing to the eye (and more readable) than either LEDs or LCDs. A built-in crystal timebase maintains accuracy to 0.01%, and wiring it up couldn't be simpler; just add 12V DC and two time-setting switches.

Whether for yourself or for giving as a gift, until now you had to pay quite a lot for this classy clock module... but we're changing all that. For a limited time, you may buy TWO brand new MA1003 modules for \$19.95 (single modules are \$10.95).

Looking for a great-looking clock? Then this is the deal you've been waiting for. Hurry, though; quantities are limited.

**SOLDERTAIL SOCKETS**

Buy in quantity and save! Everybody needs sockets, and at these low prices, there's no better time to stock up than right now. 8 pin 100/\$5.95; 14, 16 & 18 pin 50/\$4.95; 20 pin 40/\$4.95; 24, 28 pin 30/\$4.95; 40 pin 20/\$4.95.

**POWER SUPPLIES**

**12 VOLT 8 AMP: \$44.50.** With crowbar over-voltage protection, current limiting, adjustable output 11-14V, RF suppression, easy assembly. Does not include enclosure and line cord. Allow \$10 for shipping; excess refunded.

**1/2 AMP POWER SUPPLY: \$8.00** (specify 5, 6, 8, or 12 Volt operation). Regulated, short-proof, thermally limited, 1 A intermittent operation. Less case and hardware.

**BIPOLAR SUPPLY #13-XX: \$15.00** (specify ±5V, ±6V, ±8V, ±9V, ±12V, or ±15V operation). Regulated, very simple assembly, virtually blow-out proof, delivers +250 mA minimum per side.

**MISCELLANEOUS SPECIALS**

NPN transistor similar 2N3904	100/\$7.95
PNP transistor similar 2N3906	100/\$8.95
General purpose silicon signal diodes	50/\$2
GT5306 NPN darlington, min gain 17000,	
25V 200 mA, TO92 package	100/\$8.95
1000 uF 35V axial capacitor	10/\$2.00
10,000 uF 10V axial capacitor	5/\$2.00
S-100 card edge connectors	10/\$29.50
Resistor asst. (cut & bent leads)	1000/\$5
RCA phono jacks - these are super quality, closed circuit jacks that are the best we've seen in years. American made.	20/\$1.95
2102 low power 1K static RAM	10/\$9.90
4N28 opto-coupler 6 pin minidip, MCT-2/IL-1 pinout	5/\$2
SN76477 complex sound generator	1/\$2.50

**CIRCLE 59 ON FREE INFORMATION CARD**

**RIGHT PARTS / RIGHT PRICE:  
EIGHT 16K DYNAMIC RAMS \$19.95!**

Fast/low power dynamic RAMs expand memory in TRS-80™ I/II/III and Color Computers, Heath H89, Apple, newer PETs, etc. 1 year limited warranty. Add \$3 for two dip shunts & conversion instructions for TRS-80™ I.

TRIS-80 is a trademark of the Tandy Corporation

**CMOS ICs**

4012-S Dual 4 input NAND	12/\$2
4020-S 14 stage counter	4/\$2
4023-S Triple 3 input NAND	12/\$2
4044-S Quad R-S latch	4/\$2
4046-S Phase locked loop	2/\$2
4071-S Quad 2 input OR	12/\$2
4093-S Quad 2 in NAND Schmitt trig	4/\$2
4507-S Quad EX-OR	4/\$2
4510-S BCD up/down counter	2/\$2
4511-S BCD to 7 seg decode/drvr	3/\$2
4512-S 8 channel data selector	4/\$2
5101-S CMOS 1K low power memory	10/\$17.50

**ANOTHER SALE PRICE! AP Products** solderless breadboard kit. With 1,032 solderless plug-in tie point capacity. Was \$24.95, now \$19.95

TERMS: Cal res add tax. Allow 5% shipping; excess refunded. Orders under \$15 add \$2 handling. VISA™ and Mastercard™ orders (\$25 minimum) call (415) 562-0636, 24 hrs. Include street address for UPS. Prices subject to change without notice; limited quantity on most items.

**GODBOUT  
ELECTRONICS**

BOX 2355, OAKLAND AIRPORT, CA 94614



**GLOBAL SPECIALTIES, CORP.**

LOGIC PROBES	EXPERIMENTOR SOCKETS	QUICK TEST SOLDERLESS BREADBOARD ELEMENTS
LP-1 \$50.00	EXP-300 \$10.50	QT-595 \$12.00 QT-598 \$2.75
LP-2 28.00	EXP-300PC 2.40	QT-475 9.50 QT-478 2.50
LP-3 76.00	EXP-350 6.10	QT-355 7.25 QT-358 2.10
IC TEST	POWERED	QT-185 4.25 QT-125 3.75
CLIPS	PROTO-BOARD	QT-85 3.00 QT-75 2.75
PC-14 \$4.00	PB-104 \$70.00	
PC-16 4.10	PB-102 \$3.00	
PC-24 9.00	PB-101 26.00	Logic Monitor JUMPER
PC-40 14.00	PB-100 20.10	100K Impedance WIRE KIT
		LM-1 \$75.00 WK-1 \$9.00

**VECTOR**

P184	SPLIT-N-WRAP TOOL w/50' spool of 28 gage wire	\$30.00
P160-1B	DUAL-WAY UNWRAP TOOL Unwraps 26-30AWG	\$12.10
P160-2A	DUAL-WAY WRAP-N-STRAP TOOL Wraps 26-30awg	\$12.50
8804	UNIVERSAL Microcomputer Processor Plugboard	\$27.65
8800V	UNIVERSAL Microcomputer Processor Plugboard	
	for Altair 8800 & IMSAI 8080	\$24.95
4607	UNIVERSAL Computer Plugboard, fits DEC LSI-11 PDP-8, PDP-11 and Heathkit H-11	\$20.40
4609	MICROPROCESSOR PLUGBOARD, for Apple II	\$23.90

**TECHNICAL DATA AND COMPUTER BOOKS**

An Introduction to Microcomputers (The Beginners' Book) \$7.95. An Introduction to Microcomputers (Basic Concepts) \$12.99. 4 and 8 Bit Microprocessor Handbook \$19.95. 16 Bit Microprocessor Handbook \$19.95. The CRT Controller Handbook \$6.99. The 6800 Microprocessor Handbook \$6.99. Z80 Assembly Language Programming \$16.99. 6802 Assembly Language Programming \$16.99. 6809 Assembly Language Programming \$16.99. Business System Buyers Guide \$7.95. CP/M Users Guide \$12.99. Apple II Users Guide \$15.00. Microprocessors for Measurement & Control \$15.99. CBASIC User's Guide \$15.00. Interfacing to S-100/IEEE 696 Microcomputers \$15.00. Some Common Basic Programs \$14.99. Practical Basic Programs \$15.99. Some Common Basic Programs - Atari Edition \$14.99. Some Common Basic Programs - TRS-80 Level II Edition \$14.99. Science and Engineering Basic Programs - Apple II Edition \$15.99.

**LINEAR DEVICES**

LM301N \$ 32	LM318N \$1.95	NE555N \$ 36	LM1458N \$ 40
LM305H 75	LM319N 1.65	NE560N 70	LM1488N 80
LM307N 40	LM323K 5.00	NE565N 85	LM1489N 80
LM308N 50	LM324N 50	NE566N 1.65	LM1800N 3.00
LM309N 2.00	LM337N 1.50	NE567N 85	7805CK 1.60
LM310N 1.75	LM339N 50	LM723N 45	7812CK 1.60
LM311N 45	LM380N 50	LM741N 35	7815CK 1.60
LM317N 1.15	LM384N 1.75	LM747N 55	

**7400 SERIES TTL**

7400 \$ 19	7426 \$ 25	7483 \$ 50	74125 \$ 48	74182 \$ 1.00
7401 19	7428 25	7486 35	74132 55	74184 2.05
7402 19	7432 25	7495 45	74141 80	74185 2.05
7403 19	7438 30	7496 50	74156 50	7812CK 1.60
7404 19	7442 40	74116 1.30	74181 60	74199 1.10
7410 20	7448 75	74121 35	74165 60	74221 80
7420 20	7474 35	74123 50	74181 1.65	

**LOW POWER SCHOTTKY TTL**

74LS00 \$ 22	74LS42 \$ 50	74LS135 \$ 35	74LS195 \$ 60
74LS01 22	74LS47 80	74LS138 55	74LS196 80
74LS02 22	74LS54 30	74LS151 55	74LS241 1.10
74LS04 25	74LS74 35	74LS153 55	74LS244 1.10
74LS08 25	74LS76 35	74LS156 60	74LS248 90
74LS10 25	74LS83 60	74LS158 50	74LS257 55
74LS11 30	74LS86 35	74LS181 70	74LS266 65
74LS12 30	74LS82 50	74LS183 70	74LS267 65
74LS20 25	74LS96 70	74LS166 2.10	74LS295 85
74LS21 30	74LS112 35	74LS169 95	74LS352 1.00
74LS26 30	74LS122 40	74LS174 60	74LS366 45
74LS28 45	74LS123 70	74LS181 1.85	74LS368 45
74LS32 30	74LS125 45	74LS183 75	74LS393 1.20
74LS38 40	74LS132 65	74LS194 60	74LS395 1.20

**HIGH SPEED TTL**

74S00 \$ 35	74S74 \$ 50	74S153 \$ 90	74S251 \$ 1.20
74S02 35	74S85 1.20	74S157 90	74S258 1.00
74S04 35	74S86 55	74S160 3.50	74S260 90
74S08 35	74S132 95	74S162 3.00	74S288 2.50
74S10 35	74S134 50	74S181 4.00	74S387 2.50
74S32 40	74S138 90	74S195 1.50	74S472 9.00
74S40 40	74S151 90	74S200 4.00	

**4000 SERIES CMOS**

4001 \$ 30	4012 \$ 28	4022 \$ 90	4041 \$ 1.05	4070 \$ 40
4002 30	4013 40	4023 30	4042 80	4086 90
4006 1.05	4014 1.00	4024 75	4047 1.20	4510 1.05
4007 28	4015 1.00	4028 70	4049 40	4512 1.00
4008 90	4016 50	4032 2.00	4050 40	4516 4.05
4010 50	4019 50	4034 2.80	4051 85	4532 1.50
4011 30	4021 90	4040 1.05	4066 55	4538 1.50

**DIODES**

1N270 \$ 12	1N4004 \$ .08	2N4401 \$ 10	2N4441 \$ 2.10
1N746A 12	1N4154 10	2N5088 15	2N4442 2.15
1N814 08	1N4723 1.60	2N5194 60	2N4443 2.95
1N916 08	1N4728 1.15	2N4728 15	2N4444 4.60
1N3600 15	2N2222A 26	2N5401 25	2N5060 35
1N4001 07	2N2219A 30	2N5172 15	2N5081 38
1N4002 07	2N3053A 32	2N5190 30	2N5062 45
1N4003 08	2N3055A 80	2N5194 70	2N5063 45

**LED DISPLAYS**

FND351 \$1.50	FND800 \$1.95	MAN610 \$2.10	MAN6710 \$3.10
FND500 1.50	MAN3620 2.00	MAN6640 4.10	MAN6750 2.90
FND607 1.50	MAN3630 2.00	MAN6650 4.10	MV5023 25

**CARBON FILM RESISTORS** 5% TOL 1/4 W 10 for 40c IN ALL VALUES 1/2 W 10 for 50c

MICROPROCESSORS	RAMS
Z-80 \$9.20	8035 \$5.50
Z-80 9.50	8785 35.00
8080A 4.50	6809 23.50
8085A 5.70	8086 95.50
6800 7.50	2114L-2 4.50
	4164 (200x5) 25.40

**8080A SUPPORT DEVICES**


8212 \$2.25	8253 \$7.50
8216 2.00	8257 10.00
8224 2.50	8259 11.50
8228 4.50	8275 32.00
8238 4.50	8279 7.20
8251 4.90	

EPROMS/PROMS Set (8 pcs. TMS4116-250N) \$17.95 Data furnished with purchase on request.


**WE ALSO SPECIALIZE IN JAPANESE COMPUTER AND ELECTRONIC PARTS** CALL FOR VOLUME QUOTATIONS OUR NEW CATALOG AVAILABLE ON REQUEST

**SUNTRONICS CO., INC.**  
12621 CRENSHAW BOULEVARD  
HAWTHORNE, CALIFORNIA 90250  
(LOCATED NEXT TO FORMULA INTERNATIONAL)  
STORE HOURS: Mon - Fri 10 AM to 7 PM - Sat 10 AM to 6 PM  
IN CALIFORNIA OUTSIDE CALIFORNIA TOLL FREE  
**(213) 644-1149 1-800-421-5775**


Mail Order - No Minimum: Send Money Order or Check to: P.O. BOX 1957, HAWTHORNE, CA 90250. Use your VISA or MasterCard (please include expiration date). Add \$2.00 postage and handling to order. California residents add 6% sales tax.




Floor Model  
M-1410  
\$141



Clamp-on Model  
M-1409  
\$108



Clamp-on Model  
M-209  
\$120



Floor Model  
M-210  
\$150

## COOL, ENERGY-SAVING FLUORESCENT TUBES MAGNIFIER LAMPS

**Keep Both Hands Free While You Work!**

The lamps bend and swivel, can be used when sitting, standing, or even lying down. Ideal for reading, for vocations or avocations. They are superb as regular lamps and they are glare-free.

Each is a precision instrument with a 5" diameter double convex lens, 3 diopter power, 8-18" focal length.

Your choice of warm-brown bronze or gray.

**Desk Model M-1470 \$121**

An M-2 series lamp uses 1, 2, or 3 F6T5 6-watt tubes, three of which are included with each lamp in that series.

**Desk Model M-270 \$129**

An M-14 series lamp uses an ordinary 8" round fluorescent tube that is available in most hardware stores. We are reluctant to ship it because of breakage problems.


**Caster Model M-1410-H \$143**

An Add-A-Lens increases magnification to 10.3 diopters. \$15.00, fits only round tube style.


Conversion unit converts caster model to clamp-on, \$15. Specify color.

Please tell others about the availability of these lamps.


Prices subject to change without notice. Postpaid; shipped only within the USA. Send check or money order. Michigan residents add 4% sales tax.



Underside View  
Round tube style



Underside View  
Three tube style



Caster Model  
M-210-H  
\$154

**Magnifier Lamps • Dept. RE-81 • P.O. Box 1261 • Midland, MI 48640**





# FREE!

## 1981 DISCOUNT ELECTRONICS CATALOG

### JOIN THE PAK!

Send for our Free catalog and become a member of our exclusive Pak. Our members receive Poly Paks' exciting catalog several times a year. We offer: Penny Sales, Free Premiums and Low, Low Prices on a wide variety of

Electronic Products such as Computer Peripherals, Integrated Circuits, Speakers, Audio Equipment, Rechargeable Batteries, Solar Products, Semiconductors, and much, much more! Take advantage of our 25 years as America's foremost Supplier of discount electronics.

### RUSH ME YOUR FREE DISCOUNT CATALOG!

NAME: \_\_\_\_\_  
 ADDRESS: \_\_\_\_\_  
 CITY: \_\_\_\_\_  
 STATE: \_\_\_\_\_ ZIP: \_\_\_\_\_

CLIP AND MAIL COUPON TODAY TO:  
**POLY PAKS, INC.**  
 P.O. Box 942, RA11  
 S. LYNNFIELD, MA. 01940 (617) 245-3828

Over 4.5 Million Satisfied Customers

### FOTO-SLAVE TRIGGER KIT

PROBABLY THE MOST SENSITIVE SLAVE TRIGGER KIT ON THE MARKET. NOT AFFECTED BY AMBIENT LIGHT. MUCH SUPERIOR THAN LASER TYPE. THIS KIT CAN OPERATE FROM SOURCE OR INDIRECT FLASH. KIT INCLUDES ALL PARTS, CIRCUIT BOARD AND SYNC CORD FOR CONNECTION TO STROBE. SIZE: 1.5" X 1". C4450 \$6.00

### WHEEL OF FORTUNE KIT

Popular game device uses LEDs, transistors, and IC to give the effect of a bright red ball spinning around numbers. Unit emits sound as ball spins and finally stops on a number. Incl. all parts, faceplate & PC board. C3806 \$9.99

### SEQUENTIAL LED FLASHER KIT

IC CIRCUITRY SEQUENTIALLY LIGHTS UP 10 RED LEDs CONTINUOUSLY. WITH ALL PARTS AND PC BOARD. SIZE: 5.25" X 1.5". REQUIRES 3V BATTERY. C4431 \$6.75

### FASCINATION STAR KIT

PRODUCES AN "EXPLODING STAR" VISUAL EFFECT. USES 25 LEDs AND IC CIRCUITRY. GREAT ATTENTION GETTER FOR DISCOS, ETC. WITH ALL PARTS AND PC BOARD. SIZE: 5.2" X 3.4". REQUIRES 3V BATTERY. C4432 \$10.95

### SOUND EFFECTS KIT

COMPACT KIT USES THE POPULAR T174N77 CHIP TO CREATE PHASOR, LOCOMOTIVE, SIREN, SINGS, ETC SOUNDS. WITH ALL PARTS, PC BOARD AND SPEAKER. SIZE: 3.25" X 2". REQUIRES 3V BATTERY. KIT C4422 \$12.95 ASSEMBLED C4423 \$15.95

### GREEN NEONS

SAME AS NE2 EXCEPT GLOWS BRIGHT GREEN. OPERATES ON 120VAC. C4451 R FOR \$2.00

### PHOTOFLASH CAPS

350PF 330V C2928 .75  
 720PF 340V C2930 \$1.25

### SOLAR POWER SALES

\$2.95 GIANT 3" WHOLE CELL C4448. OUTPUT .4V AT 100MA  
 SPECIAL 3V 30MA BATTERY REPLACEMENT PANEL FOR POWERING TRANSISTOR RADIO, CALCULATOR. C4396 \$12.00  
 LARGER SOLAR PANELS  
 6V 125MA \$25.00 C4410  
 12V 125MA \$42.00 C4412  
 12V 250MA \$85.00 C4411  
 12V 500MA \$150.00 C4413

### 120 VAC Xenon Strobe Kit

Complete variable rate strobe light kit. Comes with all parts, PC board, line cord and instructions. C23071 \$7.50

**CHANEY electronics inc.**  
 P.O. BOX 27038 DENVER, COLORADO 80227  
 Phone Orders 303-781-5750 • Minimum AD Order \$6.00  
 • Please include \$1.50 for postage  
 • VISA MC accepted  
 • Phone orders are welcome  
 Send for our free catalog of unique items

CIRCLE 36 ON FREE INFORMATION CARD

CIRCLE 24 ON FREE INFORMATION CARD

## QUALITY parts at DISCOUNT PRICES!

### 4PDT PRINTED CIRCUIT 12 VDC

14 pin style  
 3 amp contacts  
 BRAND NEW P.C. Mount  
 \$2.75 EA.

### KEY SWITCH

S.P.S.T.  
 RATED 4 AMPS  
 125 VOLTS  
 \$3.50 EA.

### DPDT RELAY AROMAT 12 VDC

HL2-P-DC 12VDC  
 compact size  
 10 amp contacts  
 PC. mount  
 \$3.00 each

### MINI SIZE BUZZERS

1 1/2 to 3 volts WITH WIRE LEADS 75c each  
 1 1/2 to 3 volts WITH PIN TERMINALS 75c each  
 3 to 7 volts WITH PIN TERMINALS 75c each

### 4PDT RELAY

14 pin style  
 3 amp contacts  
 24 volt d.c. or 120 volt a.c. coil  
 Used but fully tested  
 \$1.70 EACH  
 specify coil voltage  
 LARGE QUANTITIES AVAILABLE  
 SOCKETS FOR RELAY 50c each

### TRANSFORMERS

120 volt primaries

6 VOLTS at 150 mA \$1.25  
 12 V.C.T. at 500mA \$2.50  
 16.5 V. at 3 AMPS \$6.50  
 18 VOLTS at 1 AMP \$4.50  
 25.2 VCT at 2.8 AMP \$5.50

440/220 TO 110 VOLT TRANSFORMER  
 SOLA # HT18Z100  
 440 or 220 volts to 110 volts  
 Rated 100 VA  
 \$15.00

### COMPUTER GRADE CAPACITORS

NEW

1,700mfd 150 VDC \$2.00  
 2 1/2" DIA X 4 3/4" H  
 6,400mfd 60 VDC \$2.50  
 1 3/8" DIA X 4 1/4" H  
 11,500mfd 18 VDC \$1.50  
 1 3/8" DIA X 3 1/4" HIGH  
 20,000 mfd 25 VOLTS 2" DIA. X 2 1/2" HIGH \$2.00  
 22,000mfd 15 VDC \$2.50  
 2" DIA X 2 1/2" HIGH  
 22,000 mfd 40 VOLTS 2" DIA. X 6" HIGH \$3.00  
 52,000mfd 15 VDC \$3.00  
 2" DIA X 4 1/2" HIGH  
 CLAMPS TO FIT CAPACITORS 50c ea

Free! SEND FOR OUR NEW 40 PAGE CATALOG Free!

### TYPE N CONNECTOR

KINGS UG526 B/U  
 FITS RG55, RG56, RG141, RG142, RG223  
 SOLDER TYPE  
 \$1.75 EACH  
 10 for \$16.00

### L.E.D.'s

STANDARD JUMBO DIFFUSED

RED 10 FOR \$1.50  
 GREEN 10 FOR \$2.00  
 YELLOW 10 FOR \$2.00

FLASHER LED 5 VOLT OPERATION JUMBO SIZE 2 FOR \$1.70

BI POLAR LED 2 FOR \$1.70

SUB MINI LED .079" X .098" 20mA at 1.75v 10 FOR \$1.00 200 FOR \$18.00 QUANTITY PRICES AVAILABLE

### CANNON XLR CONNECTOR

3 PRONG CHASSIS MOUNT AUDIO CONNECTOR \$2.00 EACH 10 FOR \$19.00

### RECHARGEABLE SEALED LEAD-ACID BATTERIES

6VOLTS 3AMP/HR 2 5/8 X 1 1/2 X 5 IN. \$7.50  
 6 VOLTS 6AMP/HR 3 1/2 X 2 X 4 1/2 IN. \$10.00  
 6 VOLTS 7 1/2 AMP/HR 4 1/2 X 2 X 4 1/2 IN. \$12.50

### RFI LINE FILTER

for line to line & line to ground noise suppression  
 CORCOM # 10K6  
 Rated: 10 amp  
 115/250 v 50-400 hz  
 \$3.75 ea. 10 for \$35.00

### 22/44 EDGE CONNECTOR

TIN SOLDER TAIL 156" X 200"  
 LARGE QUANTITIES AVAILABLE  
 \$1.35 each 10 for \$12.50

### ALL ELECTRONICS CORP.

905 S. Vermont Ave.  
 P.O. BOX 20406  
 Los Angeles, Calif. 90006  
 (213) 380-8000

Mon. - Fri. 9 AM - 5 PM  
 Saturday 10 AM - 3 PM

TERMS  
 • Quantities Limited  
 • Min. Order \$10.00  
 • Add \$2.50 Shipping USA  
 • Calif. Res. Add 6%  
 • Prompt Shipping

CIRCLE 40 ON FREE INFORMATION CARD

### 1-300 4-1/2 LB \$6.95

GREAT FOR 5V AT 8A OR 12V AT 4A  
 2-18VCT 2 AMP WINDINGS

### C-4444 5 LB WOW!

\$9.95

### INSTRUMENT CASE

FANTASTIC DEAL ON A COMPLETE NEW SONY MEMORY TUNER! FEATURES VHF AND UHF VARIATOR TUNERS, DIGITAL SCANNING TUNING CIRCUITS WITH MEMORY, ALL CONTROLS AND INDICATORS INCLUDED! SUPPLIED WITH SCHEMATICS, INSTRUCTIONS, OWNERS MANUAL, VHF/UHF ANTENNA. IF OUT BRAND NEW CURRENT PRODUCTION FROM MODEL WKV-1217 GREAT ADD-ON TO ANY TV!

2 LB \$39  
 X-1000

### 56 PIN GOLD BIFURCATED CONTACTS, GOLD SOLDER TERMINALS, MFD BY AMPHENOL \$1.75

156" CENTERS C-2120, 2 OZ

### GOLD Edge CONNECTORS \$1.75

50 PIN (TWO ROWS OF 25) GOLD WIREWRAP EDGE Connectors  
 156" CENTERS, GOLD BIFURCATED CONTACTS  
 2 OZ C-2125 MFD BY CINCH

### ATARI AND IBM SCIENTIFIC

EPSON Mx-80 \$499

### TONS OF TANTALUMS

CALL OR WRITE FOR SIZES AND SUPER DEALS

### TV BALUN 75/300 OHM TRANSFORMER W/PUSH-ON CONNECTOR 1 OZ X-1090 \$1.50

### ANTENNA CONNECTOR BOXES 300A UHF B 75 OHM VHF CONNECTORS AND LEADS X-1099 4 OZ 99c

### 5 Volt 12 Amp Power Supply

NEW ELPAQ MODEL SOLV 60-5 FEATURES ±0.1% LINE & LOAD REGULATION, CURRENT LIMITING, REMOTE SENSING, 120/240 VAC INPUT. OUR PRICE IS WAY BELOW DEALER COST!

X-4900 9 LB \$49

### Memory VHF/UHF -TUNER- ASSEMBLY

FANTASTIC DEAL ON A COMPLETE NEW SONY MEMORY TUNER! FEATURES VHF AND UHF VARIATOR TUNERS, DIGITAL SCANNING TUNING CIRCUITS WITH MEMORY, ALL CONTROLS AND INDICATORS INCLUDED! SUPPLIED WITH SCHEMATICS, INSTRUCTIONS, OWNERS MANUAL, VHF/UHF ANTENNA. IF OUT BRAND NEW CURRENT PRODUCTION FROM MODEL WKV-1217 GREAT ADD-ON TO ANY TV!

2 LB \$39  
 X-1000

### 7" EARS EXTEND TO 43" BRAND NEW! TOP QUALITY FULL SWIVEL MOUNTING BRACKET \$3

### RABBIT EAR ANTENNA 1/2 LB X-1030 \$3

### Aluminum Electrolytic -GRAB BAG-

NONE SMALLER THAN 1,000 MFD. NO VOLTAGES BELOW 25VDC. BAG OF 4 WORTH \$5  
 4/1 \* 100/20  
 WT 1-3/4 LB WT 40 POUNDS

### DIAMONDBACK ELECTRONICS COMPANY

PO BOX 12095 SARASOTA, FL 33578  
 PHONE ORDERS 813-953-2829  
 PLEASE INCLUDE \$2 FOR THE FIRST POUND OR \$25 FOR EACH ADDITIONAL LB  
**FREE CATALOG**

### Memory VHF/UHF -TUNER- ASSEMBLY

FANTASTIC DEAL ON A COMPLETE NEW SONY MEMORY TUNER! FEATURES VHF AND UHF VARIATOR TUNERS, DIGITAL SCANNING TUNING CIRCUITS WITH MEMORY, ALL CONTROLS AND INDICATORS INCLUDED! SUPPLIED WITH SCHEMATICS, INSTRUCTIONS, OWNERS MANUAL, VHF/UHF ANTENNA. IF OUT BRAND NEW CURRENT PRODUCTION FROM MODEL WKV-1217 GREAT ADD-ON TO ANY TV!

2 LB \$39  
 X-1000

### -GOLD- WIREWRAP PROTO-BOARDS

UNBELIEVABLE DEAL ON SUPER EXTEND WIREWRAP BOARDS OVER 100, 16 PIN GOLD WW (13-LEVEL) SOCKETS (UP TO 120) MTD ON A PCB WITH HEAVILY BYPASSED POWER BUSES, 260 WW I/O PINS LEADING TO GOLD EDGE CONTACTS. USE AS SUPER PROTO-BOARD, OR CAN BE EASILY DISASSEMBLED FOR PARTS EITHER WAY ITS A STEAL!

1 LB X-1040 \$49  
 ENLARGED VIEW

CIRCLE 55 ON FREE INFORMATION CARD

RADIO-ELECTRONICS



## JAVANCO Your Parts Super Market

RY-83 4PDT relay 3A contacts (socket mt) or pc .6x1.1x1.2" 24VDC coil	EA. \$1.65
RY-55 SPST relay .5A dim .925 x .375 very tiny 6VDC coil encapsulated	.29
CTR-31 Contactor reversing magnetic 110V coil appr. 18 A contacts	16.00
SA-15 Module board contains 6 digit display plus 3 drivers and more	3.50
SA-24 FET voice actuated module complete w/mike (with instructions) 9VDC	1.90
IC-91 ML 8204 IC tone ringer (make off premise ext ringer dia. furnished)	1.90
JCO-1 Big J power supply kit adjust 9 thru 15 V regulated kit w/o cab. & cord	12.00
LED-1 6 digit 7 seg. readout takes 3 drivers SCL4433 ABE (165-1 on unit) 7/10" characters pinout for LED-1 furnished (1) readout (3) drivers	3.80
TR-54 Transformer 120VAC pri. sec 1 6V sec 2 12V sec 3 24V sec. 2.7A	6.00
LA5-7K Lamp kit contains 7 455 lamps w/built in flasher (7) GE 455 lamps	1.00
FP-51 6800 MFD VDC capacitor insulated can (Nichicon)	1.00
ECK-48 (48) Electrolytics marked and unmarked all guaranteed good (48) pcs.	1.40
ECK-50 (50) asst. lytics all marked all guaranteed good none under 12V (50)	3.80
IC-148 MK50427 Mostek 40 pin IC used to project time/date on CRT pinout inc.	3.35
PCB-3 Printed circuit board single side 7 1/4 x 24" (tuff stuff)	2.25
SA-25 Module complete one watt amplifier with switch and volume control	EA. 2.35

PLEASE TAKE NOTE: We have one of the largest stock in USA but sometimes quantities are limited (first ordered) (first shipped) we have a very large inventory and warranty every part we sell or money back guarantee to be as we offer them to you. We want to be your (Parts Supermarket.) (JAVANCO)

We will never intentionally misrepresent an item (we want your repeat business)

FPK-7 (7) FP cans asst. capac. asst 7 good usable FP cans contains at least 1 ea. 20-20-20-20 @ 450 V and 1 6800 MFD 50 volts (7) FP,S	3.80
VHFT-1 VHF solid state tuner (TV channels 2-13) why pay over \$19.00	ONLY 9.40
VHFT-1 UHF solid state tuners (TV channels 14-83) why pay over \$4.00	ONLY 2.50
FBK-1 High voltage transformers (fly backs) asst	ASST. (3) 5.75
ME-17 Meter (record and battery level) vertical read .8x.8x.85(1)	1.80
ME-18 Meter (scale 0 to 100%) 1.4 D x 1.4" Hgt	(1) 2.40
ACF-1 AC filter (great for mini-computers) chassis or bulkhead mt. 30 amp.	9.00
BX-5 3x5" index card box (clear with hinged smoked top (2) FOR 90¢	
YO-6 Color TV yoke (Magnavox) number 361380-6	16.00
YO-1 Color TV yoke (Magnavox) number 361350-3	22.00
IC-139 MLM301 8 pin op amp ECG eq: ECG975	(3) FOR 1.00
TRA-111 TIP29 TO-220 case NPN or 393-1	(3) FOR 1.35
SPK-100 Piezo super horn tweeter (needs no crossover)	(1) FOR 7.25
ADA-1 120 VAC adaptor to 7.5 VDC 150 ma 72" cord	(1) FOR 1.40
ADA-7 120 VAC adaptor to (VDC 100 ma 72" cord and mini plug end	(1) FOR 1.40
ADA-20 120 VAC adaptor to 12VAC (limited quan.) 700 ma	(1) FOR 2.80
SW-21 Cherry switch # E23-45Ax SPST normally open	(3) FOR .65
IC-3 LM324N (marked 163-1) on unit 14 pin inline	(.40¢ EA) or (3) FOR 1.00
IC-4 LM326 regulator (marked 123-3 on unit (.75¢ EA) or (3) FOR 2.00	
IC-14 LM1808 FM IF AF PO 2 watt EQ ECG 826	(1) FOR 1.50
IC-20 4011 B marked 4011B a repeat of a sellout	(EA.) .17¢
IC-23 4017 (marked 081-1)	EA. .90¢ (10) FOR 7.00
IC-27 SN75110 marked 75110 FM-stereo multiplex demodulator	(EA.) 1.35
IC-28 AY#-8500 1 game chip 28 pin General Instrument	(EA.) 1.00
IC-34 3007272-00F eq: ECG 9945P RS clocked flip flop	(EA.) .45¢

\$10.00 minimum order add \$2.50 shipping TN. res. add 6 1/4% tax orders over \$25.00 call collect 615-242-7575 we want to serve you Visit our display center 154 Second Ave.. South Nashville, Tenn.

Stay a step ahead new listings at prices you can afford, with ea. order advance copies of nationwide advertising and all current offerings will be furnished.

**JAVANCO**  
Your Parts Super Market  
150 2nd Ave. S. Nash. TN 37201

CIRCLE 75 ON FREE INFORMATION CARD

# UNBELIEVABLE!

## HITACHI 30 MHZ DUAL TRACE OSCILLOSCOPE

AT THE LOWEST PRICES  
YOU CAN FIND!



Model V302B

List 995.00

Sale 815.00

See below for freight allowance

- Signal delay line
- 5" CRT
- 12 ns rise time
- TV sync separator
- 1 mV/division sensitivity (max.)
- Vertical magnifier (x5)
- Sweep magnifier (x10)
- X-Y operation
- Front panel trace rotation
- CH1, CH2, Add, Diff. display modes
- "Z" axis (intensity) modulation
- Two years parts and labor warranty
- Two -X10 probes included!

## 15 MHz dual trace AN EVEN GREATER VALUE!



Model V152B

List 735.00

Sale 599.95

- 5" CRT
- 24 ns rise time
- TV Sync separator
- 1 mV/div sensitivity to 5 MHz
- Vertical and sweep magnifiers
- Front panel trace rotation
- Five modes of vertical deflection
- Two years parts and labor warranty
- Two -X10 probes included

### ALL OTHER HITACHI SCOPES ON SALE

50 MHz, 100 MHz, 35 MHz, 20 MHz. Call for details

Also available:

Leader Instruments, Beckman, Univolt, Fluke, and other quality test equipment.

To order call toll free: (800) 423-5336

In Calif. (800) 423-5336

Local, Alaska, Hawaii (213) 701-5848

A DIV OF ALLIANCE RESEARCH CORP

# ORA Electronics

18215 Parthenia St. Northridge, CA 91325

**TERMS:** All items are subject to prior sale. Limited quantity on hand. Payment: Visa, Mastercard accepted. Exact freight and insurance will be added. C.O.D. orders accepted from recognized businesses.  
**Prepaid orders:** Payment must be made with U.S. currency. Orders paid with personal or company check will be held for check to clear.  
**Free freight policy:** Prepaid orders paid by cashiers check will be shipped UPS freight free to any point in the continental U.S. (Alaska, Hawaii, Canada excluded.)

CIRCLE 52 ON FREE INFORMATION CARD



# ADVERTISING INDEX

RADIO-ELECTRONICS does not assume any responsibility for errors that may appear in the index below.

Free Information Number	Page
17	AMC Sales..... 130
12	A.P. Products..... 83
65	Active Electronics..... 103
—	Advance Electronics..... 14-15,28
6	Advanced Computers..... 114-115
66	Albia Electronics..... 86-87
40	All Electronics..... 134
64	Altex Electronics..... 122
8,60	American Antenna..... Cover 2&4
73	Ancrona..... 127
—	Bagnall Electronics..... 136
63	BBC Metrawatt/Goertz..... 33
58	B & K Precision..... 2
—	Karel Barta..... 136
26	Beckman Instruments Inc, Electro-Products Group..... Cover 3
—	Bullet Electronics..... 126
—	CIE, Cleveland Institute of Engineering..... 38-41
35	CFR, Associates..... 108
57	Cambridge Learning..... 93
24	Chaney Electronics..... 134
32	Channellock Inc..... 88
42	Colorado Electro-Optics..... 123
—	Command Productions..... 116

11	Communications Electronics..... 13
16	Components Express Inc..... 104
41	Concord Electronics..... 126
—	Cook's Institute of Electronic Engineering..... 116
—	Dage Scientific..... 106
—	Data Service Company..... 102
55	Diamondback..... 134
5	Digi-Key Electronics..... 107
—	EIA Distributor Products Division..... 76
—	Edu Calc..... 100
29	Electronics Book Club..... 75
37	Electronics Oversea's Corp., Inc..... 99
20	Electronic Specialists..... 132
—	Electronic Technology Today..... 77
34	Etco Electronics..... 131,136
18	Etronix..... 116
—	Fair Radio Sales..... 106
—	Fanon Courier..... 106
43	Fluke..... 5
—	Fordham..... 99,116
7	Formula International..... 128-129
44	Fuji-Svea..... 104
84	Future Tech..... 100
67	Gladstone Electronics..... 97
78	Global Specialties..... 17
—	Global TV Electronics..... 102
59	Godbout Electronics..... 132
—	Grantham College of Engineering..... 96
21	Hal-Tronix..... 132
13,82	Hameg, Inc..... 24-25
31	Heath..... 29-31,36,37,81
—	High Frontier..... 104
85	Hitachi Denshi..... 91
25	Huntron Instruments..... 101
—	Information Unlimited..... 106
47	International Electronics..... 112
48	JDR Microdevices..... 124-125
9	Jameco Electronics..... 110-111
23	Jan Crystal..... 96
75	Javanco..... 135
10	Jim-Pak Electronic Components..... 105
74	KLM..... 101
79	Kantronics..... 98
56	H.J. Knapp..... 130
—	Komac Corp..... 108
76	MTI..... 95
—	McGee Radio..... 106
—	Magnifier Lamps..... 133
30,28,83	Magnavox..... 1,7,70-71
14	Meshna Inc..... 108
51	Micro Ace..... 122
—	Micro Management..... 106
—	Microtenna..... 102,106
—	Monarchy Engineering..... 112
49	Mountain West..... 136
—	NRI Schools..... 8-11
—	NTS Schools..... 18-21
—	Nabih's Inc..... 97
—	Netronics..... 84-85
72	North American Soar Corp..... 89
52	Ora Electronics..... 135
70	Omega Sales..... 23
53	Pacific One Corp..... 96
77	Pac Tec..... 80
45	Page Digital..... 120-121
22,80	Paia Electronics..... 95,98
36	Poly Paks..... 134
46	Priority One..... 118-119
33	RCA..... 32,79
3	Radio Shack..... 113
61	Ralar Instruments..... 108
2	Ramsey Electronics..... 117
—	Sabtronics..... 94
62	Satellite Computer Services..... 102
—	SCR Electronics..... 136
—	Simple Simon..... 130
—	Sinclair Research Ltd..... 34-35
71	Solid State Sales..... 131
—	Spacecoast Research..... 102,104
27	A.W. Sperry Instruments Inc..... 42
38	Suntronics Co Inc..... 133
4	Surplus Electronics..... 109
69	TSE, Hardside..... 95
15	Techni-Tool Inc..... 80
81	Tri Star Corp..... 98
—	Texas Instruments..... 101
19	Vermont Electronics..... 130
68	Viz Manufacturing Co..... 27
—	Wersi..... 97

**39<sup>95</sup>**  
ADD \$2.50 FOR POSTAGE


**30 CHANNEL CABLE TV CONVERTER**

**FREE!**  
UNUSUAL 96 PAGE ELECTRONIC PARTS & IDEAS CATALOG!

ORDER No. 171AE047

**INCO** ROUTE 9N,  
PLATTSBURGH, N.Y. 12901  
Tel.: (518) 661-8700.

**4** one **o** CAPACITANCE METER 1pF to 999K $\mu$ F  
in **o** FREQUENCY COUNTER 35MHz  
kit **o** SQUARE WAVE GEN. 1Hz to 99KHz-  
**o** OHMMETER - 3.58MHz Xtal - Regulated PS - Five  
.8" Readouts - Low cost TTL Circuits - Automatic  
Decimal Placement - Be **AMAZED** - Build it for  
\$50 or less. Purchase the plans, etched P.C.  
board 4-3/4" by 6-3/4" and front panel decal  
for \$15.29! **BAGNALL ELECTRONICS, Refund**  
179 May Street, Fairfield, Conn. 06430 any Kit



**HUNTINGTON'S DISEASE**

NATIONAL  
**HUNTINGTON'S DISEASE**  
ASSOCIATION

Suite 501, 1441 Broadway  
New York, N.Y. 10018  
212-966-4320

79-2

**HIGHLY PROFITABLE** **ONE-MAN**  
**ELECTRONIC FACTORY**

Investment unnecessary, knowledge not required, sales handled by professionals. Ideal home business. Write today for facts!  
**Postcard will do. Barta-RE-S, Box 248, Walnut Creek, CA 94597.**

**SCR SUPER-BUYS**

UPS ANYWHERE IN CONTINENTAL U.S.

① **FREE SCRAMBLER PLANS** plus a brochure describing our new UHF-VHF Conversion Kit are yours just by sending us your name, address and an 18¢ stamp. **FREE**

② **VHF VARACTOR-TUNER**, 300 ohms input. Tunable for Channels 2-to-13. All solid-state. Made by leading name manufacturer. New-surplus. **\$495 ea.**

③ **BRAND NAME POWER SUPPLIES**,  $\pm 5V/6A$ . Voltage adjustable and IC regulated. Ideal for CMOS, computer-based instruments, etc. New-surplus. **\$2395 ea.**

④ **6-FOOT TELEPHONE CORD** with AMP brand, modular phone-jack at one end, and 4-spade-lug leads at the other. Normally priced at \$2.49 each. **99c\* ea.**

\*Call us for special large quantity pricing quotations.

**SCR ELECTRONICS INC.**  
9533 Valley View Street, Cypress, CA 90630  
\$10.00 MIN. ORDER HANDLING/SHIPPING \$5.00  
Pay by CHECK, M.O., VISA, M/C, C.O.D.

## FREE CATALOG OF Burglar/Fire Alarms



With over 1600 hard to get security products for home, business and industry, Mountain West is a one-stop supermarket for professional alarm installers as well as do-it-yourselfers. Systems and parts range from simple, quickly installed units to the most sophisticated electronic equipment. 68 pages are filled with pictures, diagrams and instructions.


Mail to: Mountain West  
4215 N. 16th St.  
Box 10780 Dept RE-11  
Phoenix, Az. 85064

**YES, I want a FREE CATALOG.**

My name is \_\_\_\_\_  
I live at \_\_\_\_\_  
In \_\_\_\_\_ State \_\_\_\_\_ Zip \_\_\_\_\_

or call **TOLL-FREE**  
**(800)528-6169**





# Introducing the TECH™ 360 DMM. Never has it been so easy to do so much for so little.

Beckman's TECH 360 bench/portable DMM puts unmatched capability and convenience at your fingertips.

You can select from 8 functions and 31 ranges with one turn of the single selector switch.

On or off the bench, you can accurately measure all complex waveforms with True RMS AC functions. Extend resistance measurement to 1/100 ohm resolution. Read temperatures from  $-20^{\circ}\text{C}$  to  $1265^{\circ}\text{C}$ . Perform continuity checks

quickly, with audible and visible indications. Measure up to 10 amps without adding special adaptors. All with 0.1% basic Vdc accuracy.

## 12,000 hour battery life

Designed for ultimate ease of operation, the TECH 360 delivers 12,000 hours continuous service (up to 4 years of normal use) from standard heavy-duty batteries. You'll never have to search for power outlets or contend with ground loop errors. The expense of rechargeable battery packs is eliminated.

The TECH 360 is available for just \$289 (U.S. only), including batteries. The companion TECH 350 (without RMS and temperature measuring capability) is priced at \$229.

For information on the complete line of Beckman DMMs and accessories, call your local distributor today. For the one nearest you call: (714) 993-8803 or write Beckman Instruments, Inc., Electro-Products Group, 210 South Ranger Street, Brea, California 92621.



Convenient storage and multiple viewing angles are featured in the new line of Beckman bench/portable DMMs.

# BECKMAN

CIRCLE 26 ON FREE INFORMATION CARD



# ON APRIL 24<sup>TH</sup> 1981 A PROFESSIONAL INDEPENDENT TESTING LABORATORY PROVED K40 THE HIGHEST PERFORMANCE RADAR DETECTOR IN THE WORLD!

**1** ESCORT, WHISTLER, FOX, JR. MICROWAVE, SUPER SNOOPER AND FUZZBUSTER ALL COMPETED IN THE CONTEST.

**3** HERE'S THE TEST\* THAT PROVED IT!

**2** THE BRAND NEW K40 RADAR DETECTOR USING A UNIQUE WAVE GUIDE COUPLED DIE CAST ANTENNA DETECTED X BAND RADAR AN AVERAGE OF 54% FURTHER THAN ALL OTHER DETECTORS AND 67% FURTHER ON THE K BAND FREQUENCY.


TEST RESULTS	
MANUFACTURER	COMBINED X & K-BAND DISTANCE FROM GUN
K40	2.96 MILES
ESCORT	2.30 MILES
GUL	2.28 MILES
BEL	2.52 MILES
RADAR INTERCEPTOR	1.92 MILES
WHISTLER QW000	1.43 MILES
AUTOTRONICS	1.30 MILES
FOX	1.25 MILES

THEIR TEST NOT OUR



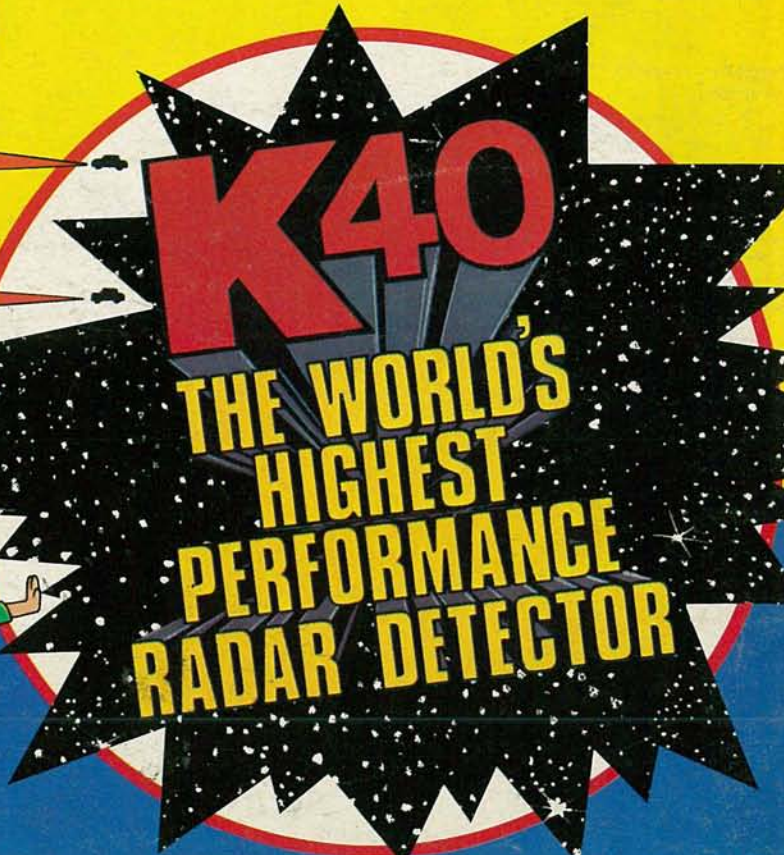
**OUTPERFORMS ESCORT**  
 THE K40 OUTPERFORMED THE ESCORT 17% ON K-BAND AND 34% ON X-BAND. THE K40 AVERAGED 28% MORE DISTANCE THAN ESCORT AND 60% FURTHER THAN ALL OTHERS COMBINED.

\*April 24, 1981 TKI International



**\$380<sup>00</sup>**  
 IT COSTS MORE BECAUSE IT'S MADE BETTER!

**DOUBLE GUARANTEE**  
**GUARANTEE I:** We're so convinced our K40 Radar Detector will intercept Police Radar Better Than Any Commercial Radar Device, we'll allow you to test our K40 in your car for 7 days... if not satisfied with its performance, return to your K40 dealer who installed it for a prompt and full refund.  
**GUARANTEE II:** Unconditionally guaranteed for 12 months. Guaranteed against cracking, chipping or rusting. Guaranteed against mechanical failure. Guaranteed against electrical failure. No exclusions. No gimmicks. For a FULL 12 MONTHS.



CALL 800-323-5608 FOR THE DEALER NEAREST YOU.

AMERICAN ANTENNA

ELGIN, ILLINOIS 60120  
 ©COPYRIGHT AMERICAN ANTENNA

... Sold exclusively by **3500** American **K40** CB Dealers throughout the U.S. & Canada.